



US00D828132S

(12) **United States Design Patent** (10) **Patent No.:** **US D828,132 S**
Wang (45) **Date of Patent:** **** Sep. 11, 2018**

(54) **PEX CRIMPING TOOL**

(71) Applicant: **YUEQING IWISS ELECTRIC CO., LTD.**, Wenzhou, Zhejiang (CN)

(72) Inventor: **Zhanbing Wang**, Zhejiang (CN)

(73) Assignee: **YUEQING IWISS ELECTRIC CO., LTD.**, Wenzhou, Zhejiang (CN)

(**) Term: **15 Years**

(21) Appl. No.: **29/605,253**

(22) Filed: **May 24, 2017**

(30) **Foreign Application Priority Data**

Apr. 27, 2017 (CN) 2017 3 0147925

(51) **LOC (11) Cl.** **08-05**

(52) **U.S. Cl.**
USPC **D8/52**

(58) **Field of Classification Search**
USPC D8/4, 5, 51-60, 105, 107
CPC H01R 43/042; H01R 43/0421; H01R 43/0424; B25B 27/10
See application file for complete search history.

(56) **References Cited**

U.S. PATENT DOCUMENTS

- 2,327,650 A * 8/1943 Klein H01R 4/20
16/108
- D628,036 S * 11/2010 Steiner D8/52
- 7,823,433 B2 * 11/2010 Zhang B25B 27/146
72/409.01
- 7,954,356 B1 * 6/2011 Erbrick B21D 39/048
72/409.12
- D685,239 S * 7/2013 Steiner D8/56
- 8,590,352 B2 * 11/2013 Bowles B25B 27/10
29/237

- D728,336 S * 5/2015 Bowles D8/52
- D739,198 S * 9/2015 Cleland D8/60
- D778,701 S * 2/2017 Gargano D8/52
- D796,285 S * 9/2017 Steiner D8/52
- 2006/0213248 A1 * 9/2006 Cleland B25B 7/12
72/409.01
- 2007/0289353 A1 * 12/2007 Fiorisi B25B 7/12
72/409.19
- 2013/0000051 A1 * 1/2013 Cleland B23D 21/02
7/128
- 2017/0239788 A1 * 8/2017 Battenfeld B25B 7/02

* cited by examiner

Primary Examiner — Deanna L Pratt

(74) *Attorney, Agent, or Firm* — U.S. Fairsky LLP; Yue (Robert) Xu

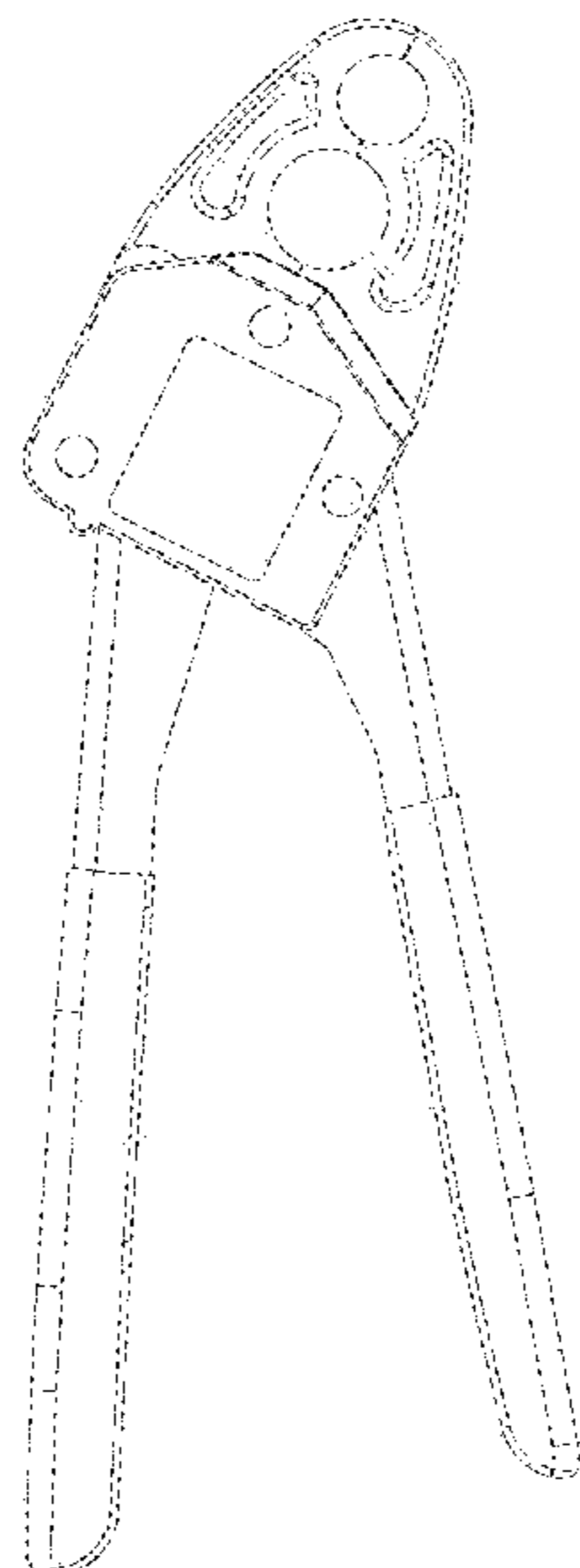
(57) **CLAIM**

The ornamental design for a PEX crimping tool, as shown and described.

DESCRIPTION

FIG. 1 is a front view of a PEX crimping tool according to the present application;
FIG. 2 is a rear view of the PEX crimping tool according to the present application;
FIG. 3 is a left view of the PEX crimping tool according to the present application;
FIG. 4 is a right view of the PEX crimping tool according to the present application;
FIG. 5 is a top view of the PEX crimping tool according to the present application;
FIG. 6 is a bottom view of the PEX crimping tool according to the present application;
FIG. 7 is a perspective view of the PEX crimping tool according to the present application; and,
FIG. 8 is an enlarged view of a portion of “A” as shown in FIG. 1.

1 Claim, 7 Drawing Sheets



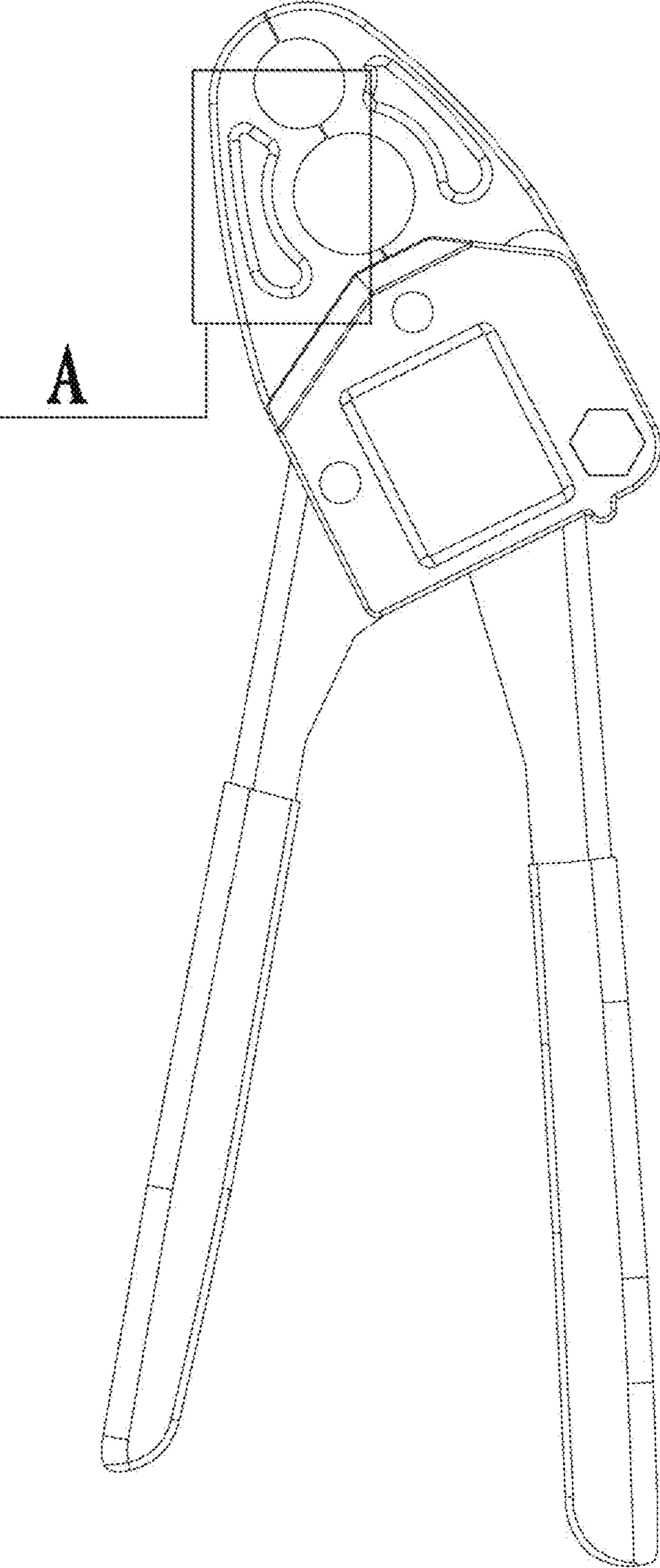


Figure 1

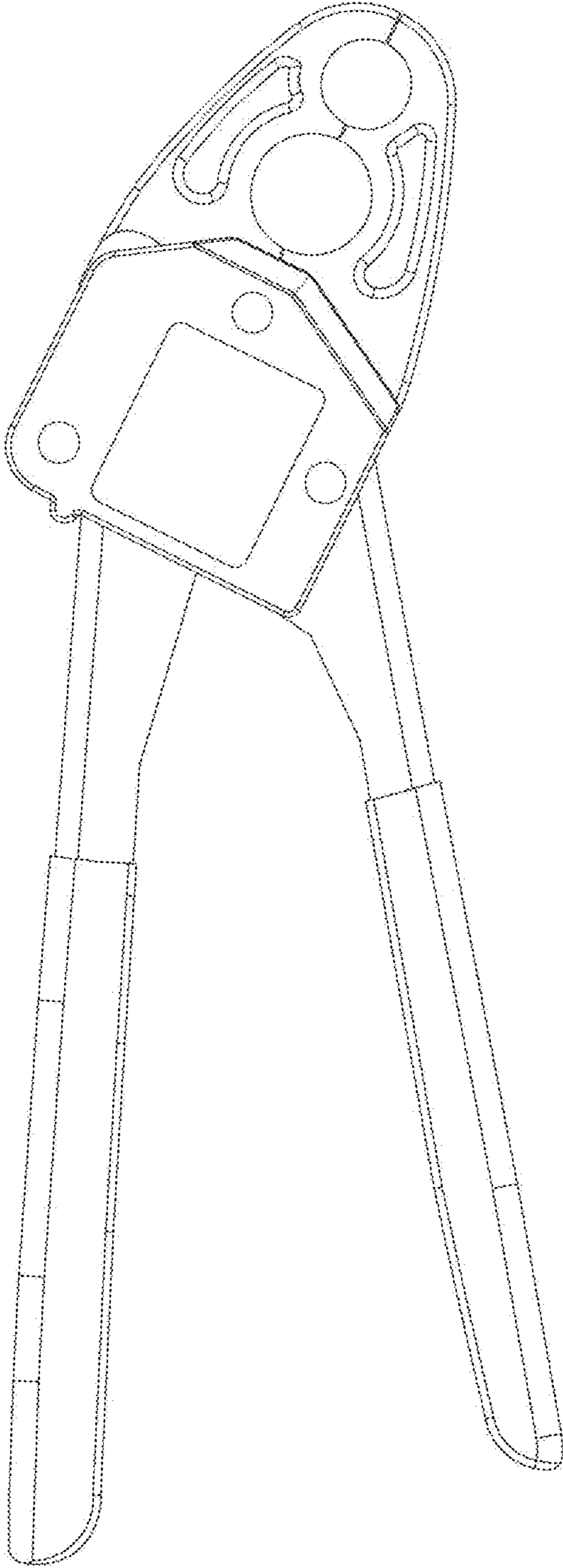


Figure 2

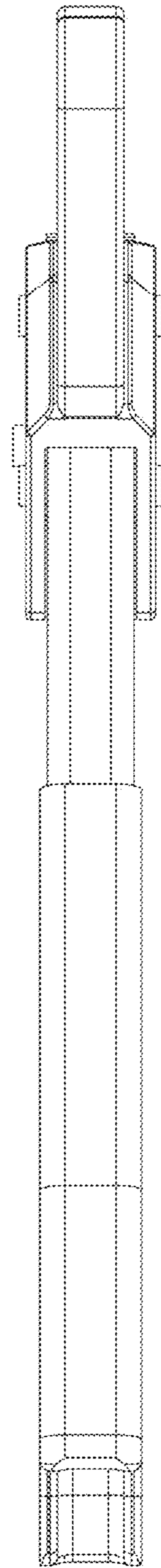


Figure 3

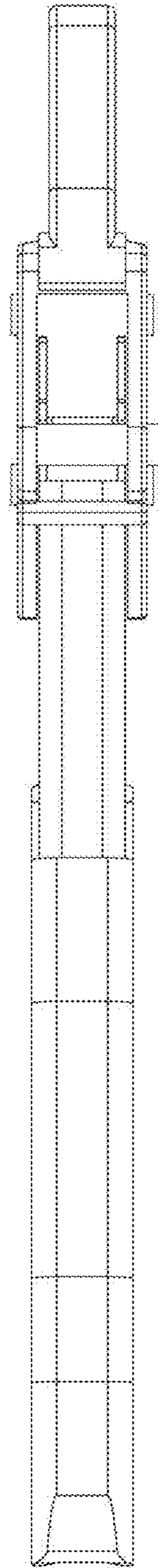


Figure 4

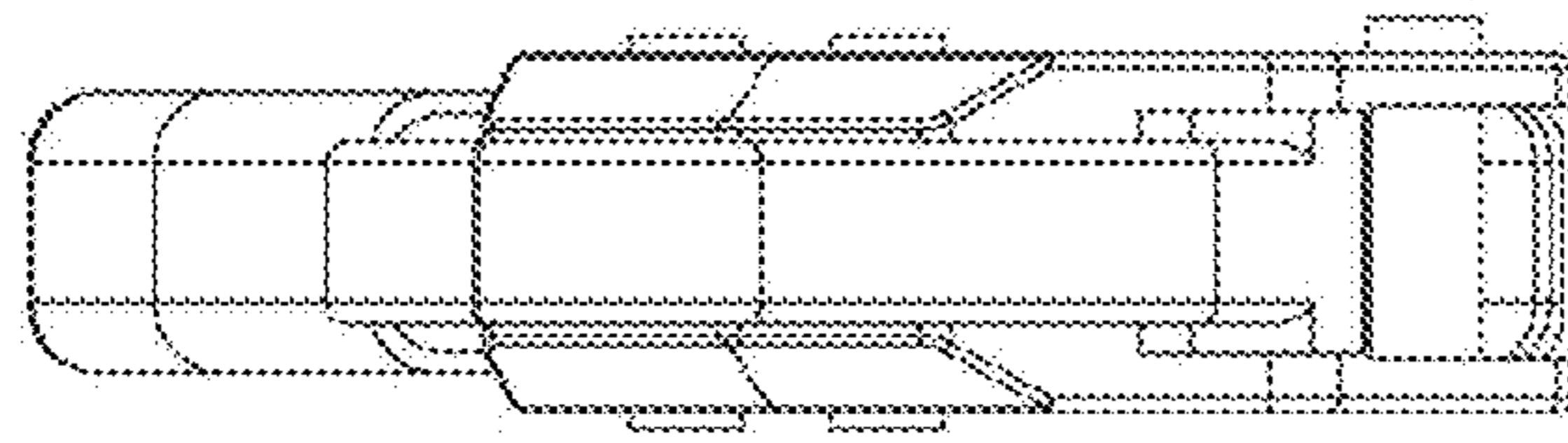


Figure 5

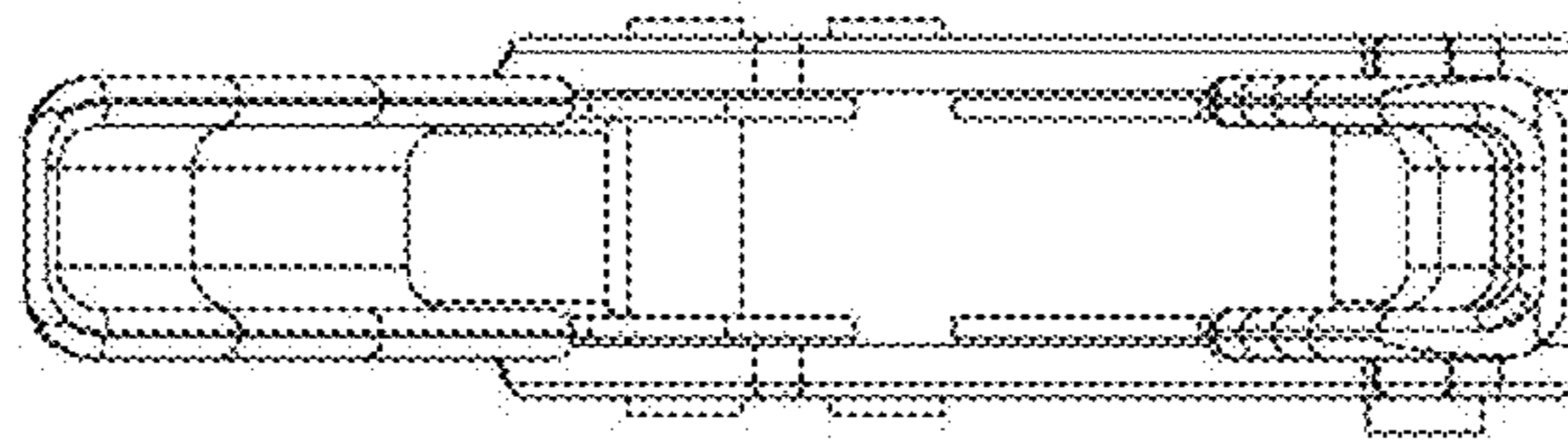


Figure 6

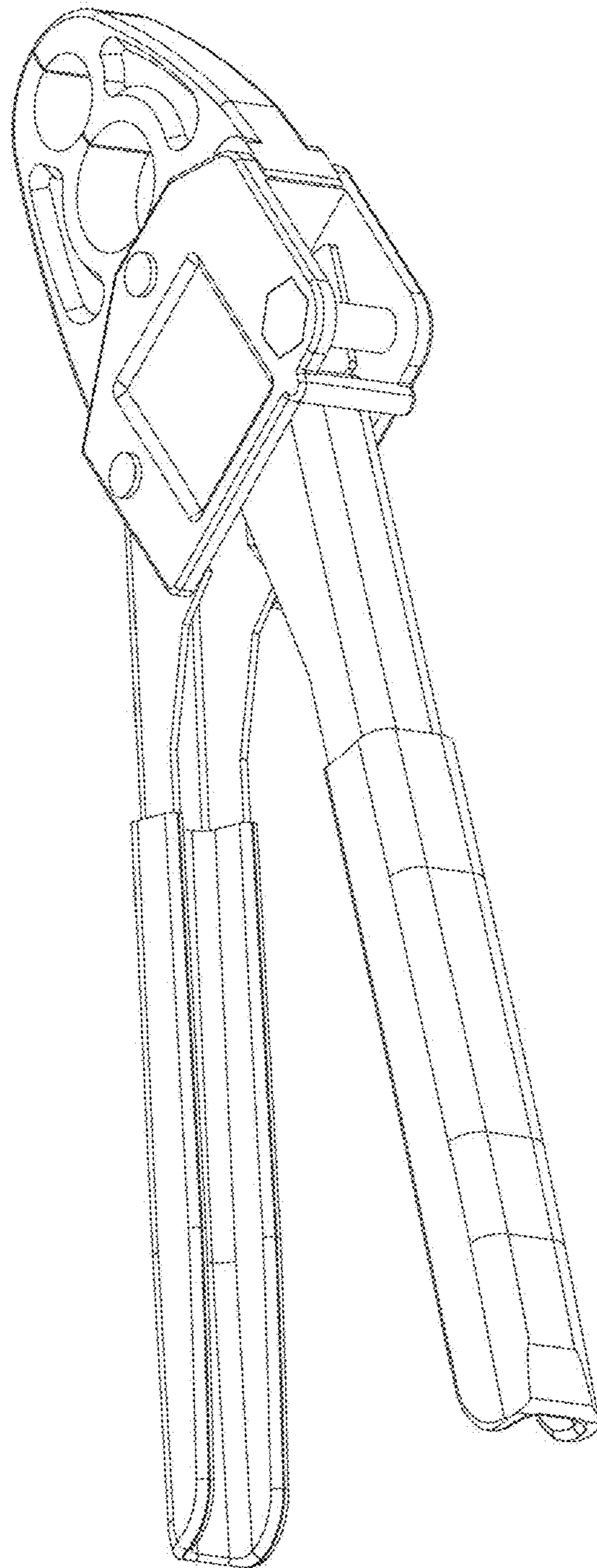


Figure 7

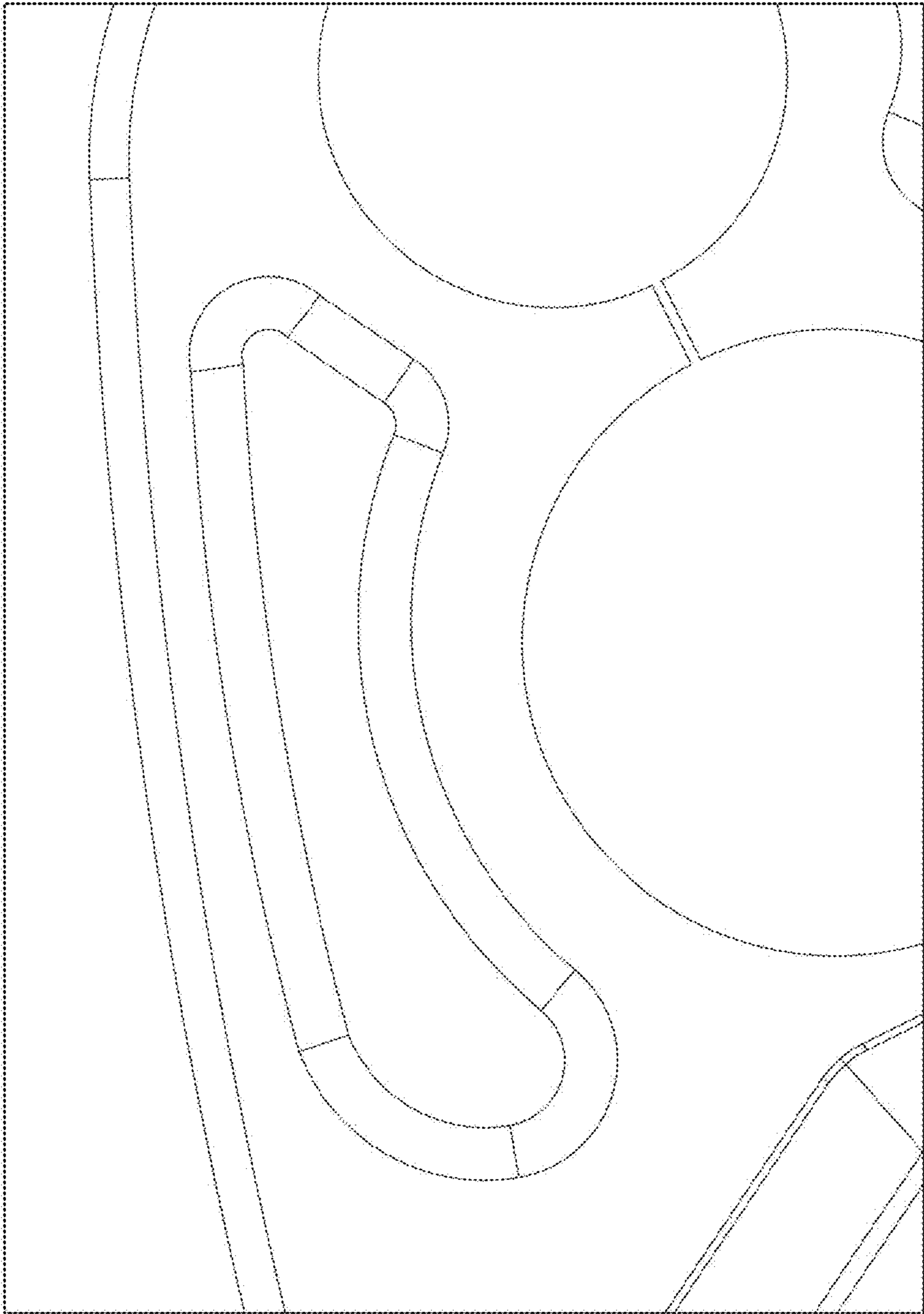


Figure 8