



US00D828128S

(12) **United States Design Patent** (10) **Patent No.:** **US D828,128 S**
Solar (45) **Date of Patent:** **** Sep. 11, 2018**

(54) **HANDLE FOR A HANDHELD TOOL**

(56) **References Cited**

(71) Applicant: **IDEAL Industries, Inc.**, Sycamore, IL (US)

U.S. PATENT DOCUMENTS

(72) Inventor: **Brenton Solar**, Genoa, IL (US)

D438,438 S *	3/2001	Melvin	D8/25
D499,618 S *	12/2004	Lin	D8/25
D518,692 S *	4/2006	Saunders	D8/25
D663,177 S *	7/2012	Chen	D8/25
D666,466 S *	9/2012	Gresham	D8/25
D704,521 S *	5/2014	Su	D8/107

(73) Assignee: **IDEAL Industries, Inc.**, Sycamore, IL (US)

* cited by examiner

(**) Term: **15 Years**

Primary Examiner — Randall H Gholson

(21) Appl. No.: **29/591,131**

(74) *Attorney, Agent, or Firm* — Greenberg Traurig, LLP

(22) Filed: **Jan. 17, 2017**

(57) **CLAIM**

(51) **LOC (11) Cl.** **08-05**

The ornamental design for a handle for a handheld tool, as shown and described.

(52) **U.S. Cl.**
USPC **D8/25**

DESCRIPTION

(58) **Field of Classification Search**
USPC D8/25, 60, 97, 107; 16/110.1; 81/177.1, 81/177.85, 121.1, 124.3, 165-170, 110.1, 81/176.2, 124.6, 176.1, 176.15, 467, 476, 81/478, 480, 177.2, 186; 192/44, 45, 192/54.52; D24/133, 145, 147; 606/54, 606/59, 62, 63, 60, 64
CPC .. B25G 1/00; B25B 1/00; B25B 13/00; B25B 23/00

FIG. 1 is a front perspective view of a handle for a handheld tool showing my new design;
FIG. 2 is a front side elevational view thereof, the rear side elevational view and the left and right side elevational views being the same as FIG. 2;
FIG. 3 is a top plan view thereof; and,
FIG. 4 is a bottom plan view thereof.
The broken lines in the figures show an example environment and form no part of the claimed design.

See application file for complete search history.

1 Claim, 1 Drawing Sheet

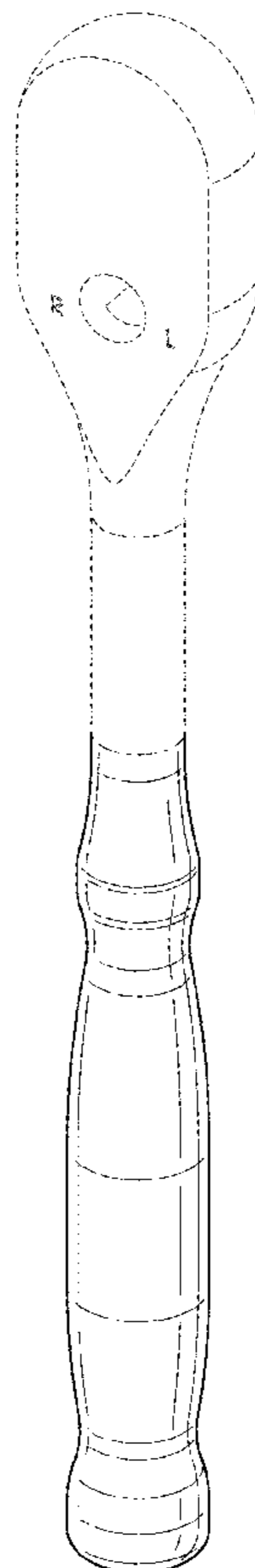


FIG. 1

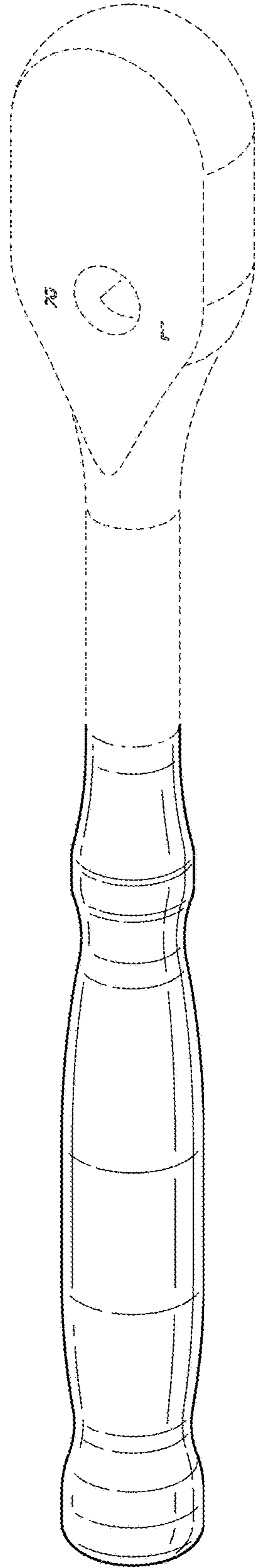


FIG. 2

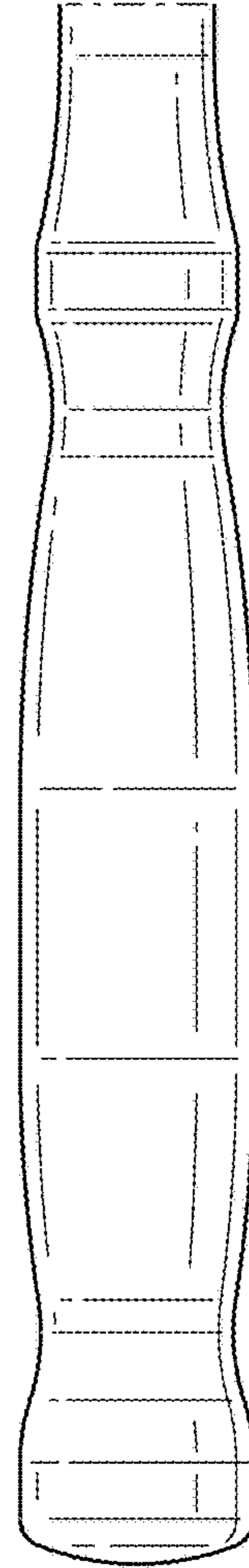


FIG. 3

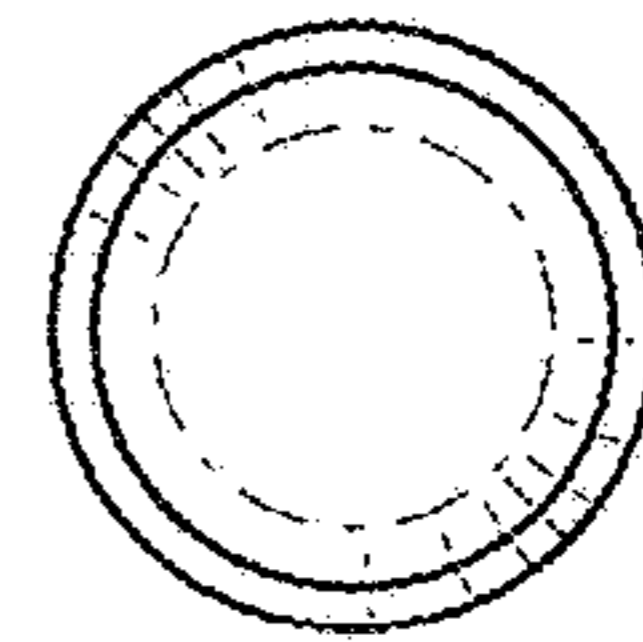


FIG. 4

