



US00D828116S

(12) **United States Design Patent** (10) **Patent No.:** **US D828,116 S**  
**Hill** (45) **Date of Patent:** **\*\* Sep. 11, 2018**

(54) **DRIP COLLAR FOR WINE BOTTLES**

(71) Applicant: **Kirk Hill**, San Francisco, CA (US)

(72) Inventor: **Kirk Hill**, San Francisco, CA (US)

(\*\*) Term: **14 Years**

(21) Appl. No.: **29/516,547**

(22) Filed: **Feb. 3, 2015**

(51) **LOC (11) Cl.** ..... **07-06**

(52) **U.S. Cl.**  
USPC ..... **D7/624.2; D9/444**

(58) **Field of Classification Search**  
USPC ..... D7/601, 602, 619.1, 620, 701, 708.1,  
D7/624.1-624.3; D3/202, 229; D12/419,  
D12/420; 220/737; 228/309.1, 310,  
228/311.2, 313; 297/188.14, 188.18;  
D9/434, 444, 451  
CPC ..... A47B 55/00; A47B 55/02; A47B 73/00;  
A47B 73/002; A47B 73/004; A47B  
73/006; A47B 73/008; A47B 69/00;  
A47G 23/0266; B65D 81/18; B65D  
81/3876; B65D 81/3886  
See application file for complete search history.

(56) **References Cited**

**U.S. PATENT DOCUMENTS**

422,814 A	3/1890	Loehr	
811,742 A *	2/1906	Petrie	B65D 23/065
			2/17
1,683,176 A *	9/1928	Faulhaber	B65D 23/065
			215/392
2,048,405 A *	7/1936	Olsen	G09F 3/04
			40/310
2,127,342 A *	8/1938	Neher	G09F 1/04
			40/310
2,199,037 A *	4/1940	Borden	G09F 3/04
			40/310
2,221,761 A *	11/1940	Fairbanks	G09F 3/04
			156/DIG. 14

2,745,569 A	5/1956	Seaman	
D178,124 S	6/1956	Haslett	
3,063,590 A *	11/1962	Hopkins	B65D 23/065
			215/392
5,084,932 A	2/1992	Zanchi	
D333,639 S *	3/1993	Matan	D11/184
D365,024 S	12/1995	DuBow	
D368,000 S *	3/1996	Mazza	D2/829
D406,213 S *	3/1999	Rausch	D7/619.1

(Continued)

**FOREIGN PATENT DOCUMENTS**

GB	2224260 A	2/1990
----	-----------	--------

**OTHER PUBLICATIONS**

U.S. Appl. No. 14/613,322—Prosecution History, Nonfinal Office Action, dated May 19, 2016.

(Continued)

*Primary Examiner* — Keli L Hill  
(74) *Attorney, Agent, or Firm* — Law Offices of Ira D. Blecker, P.C.

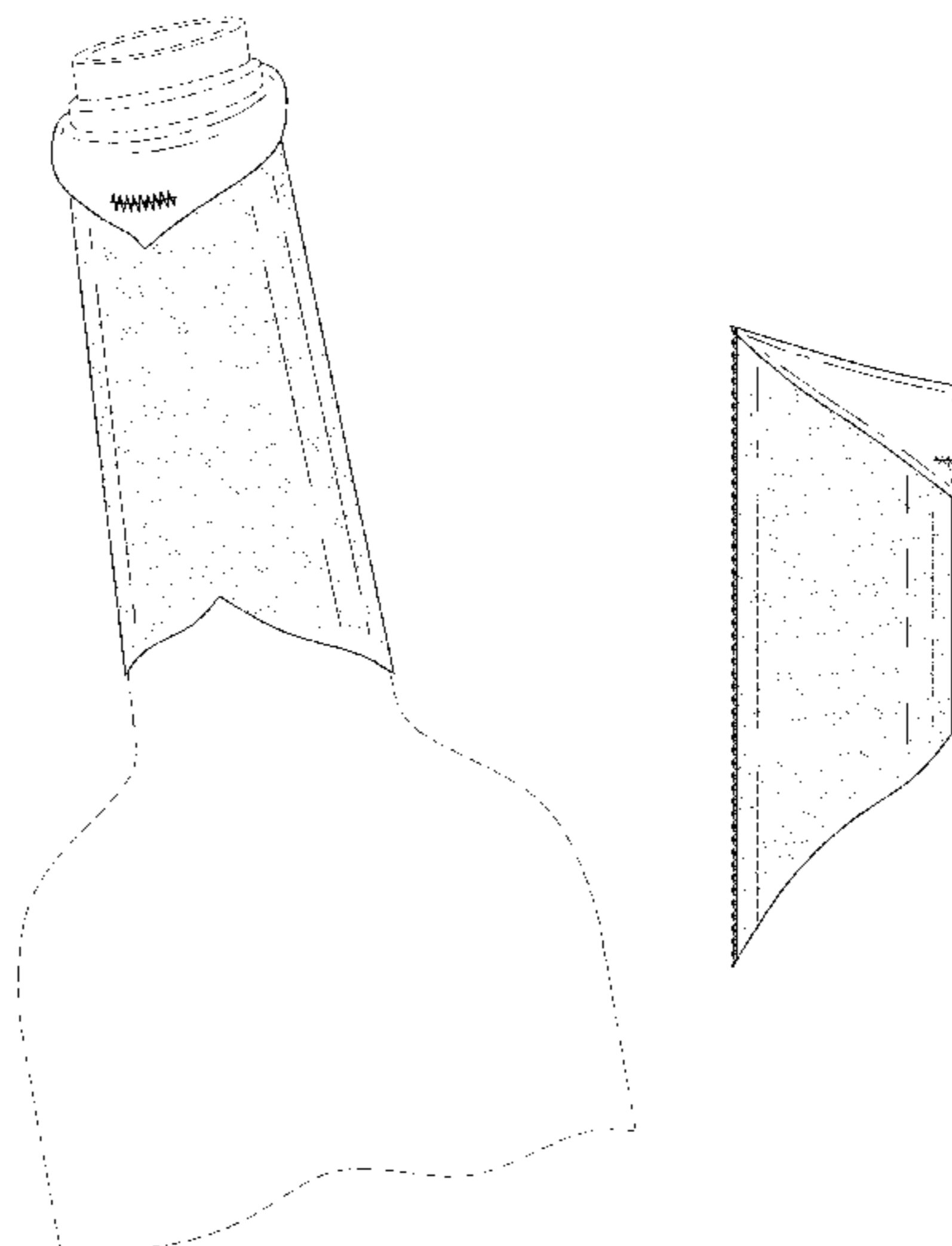
(57) **CLAIM**

The ornamental design for a drip collar for wine bottles, as shown and described.

**DESCRIPTION**

FIG. 1 is a front and side perspective view of a drip collar for wine bottles, showing my new design in use;  
FIG. 2 is a rear elevation view thereof;  
FIG. 3 is a front elevation view thereof;  
FIG. 4 is a left side elevation view thereof, the right side elevation view being a mirror image thereto;  
FIG. 5 is a top plan view thereof; and,  
FIG. 6 is a bottom plan view thereof.  
The broken line showing of a wine bottle in FIG. 1 is included for the purpose of illustrating environment of the drip collar and forms no part of the claimed design.

**1 Claim, 2 Drawing Sheets**



(56)

References Cited

U.S. PATENT DOCUMENTS

D422,459 S \* 4/2000 Webb ..... D7/625  
D451,020 S \* 11/2001 Koenig ..... D9/434  
D460,356 S 7/2002 Koenig  
6,718,733 B2 4/2004 Kilmartin  
D523,295 S \* 6/2006 Gregorczyk ..... D7/619.1  
D543,844 S 6/2007 Cook et al.  
D563,784 S 3/2008 Swartz  
8,104,636 B2 1/2012 Crain  
8,347,532 B1 1/2013 Johnson  
D689,339 S 9/2013 Bodechon  
D733,898 S \* 7/2015 Cloney ..... D24/199  
D734,167 S \* 7/2015 Richard ..... D9/719  
2005/0199579 A1 \* 9/2005 Novak ..... B65D 23/065  
215/392  
2010/0187256 A1 \* 7/2010 Draisma ..... B65D 23/065  
222/108

2011/0253575 A1 10/2011 Addis  
2014/0319007 A1 \* 10/2014 Long ..... B65D 23/065  
206/459.5  
2014/0339244 A1 11/2014 Arnold

OTHER PUBLICATIONS

U.S. Appl. No. 14/613,322—Prosecution History, Amendment 1,  
dated Sep. 19, 2016.  
U.S. Appl. No. 14/613,322—Prosecution History, Final Office Action,  
dated Oct. 6, 2016.  
U.S. Appl. No. 14/613,322—Prosecution History, Amendment 2,  
dated Dec. 6, 2016.  
U.S. Appl. No. 14/613,322—Prosecution History, Amendment ,  
dated Jan. 20, 2017.

\* cited by examiner

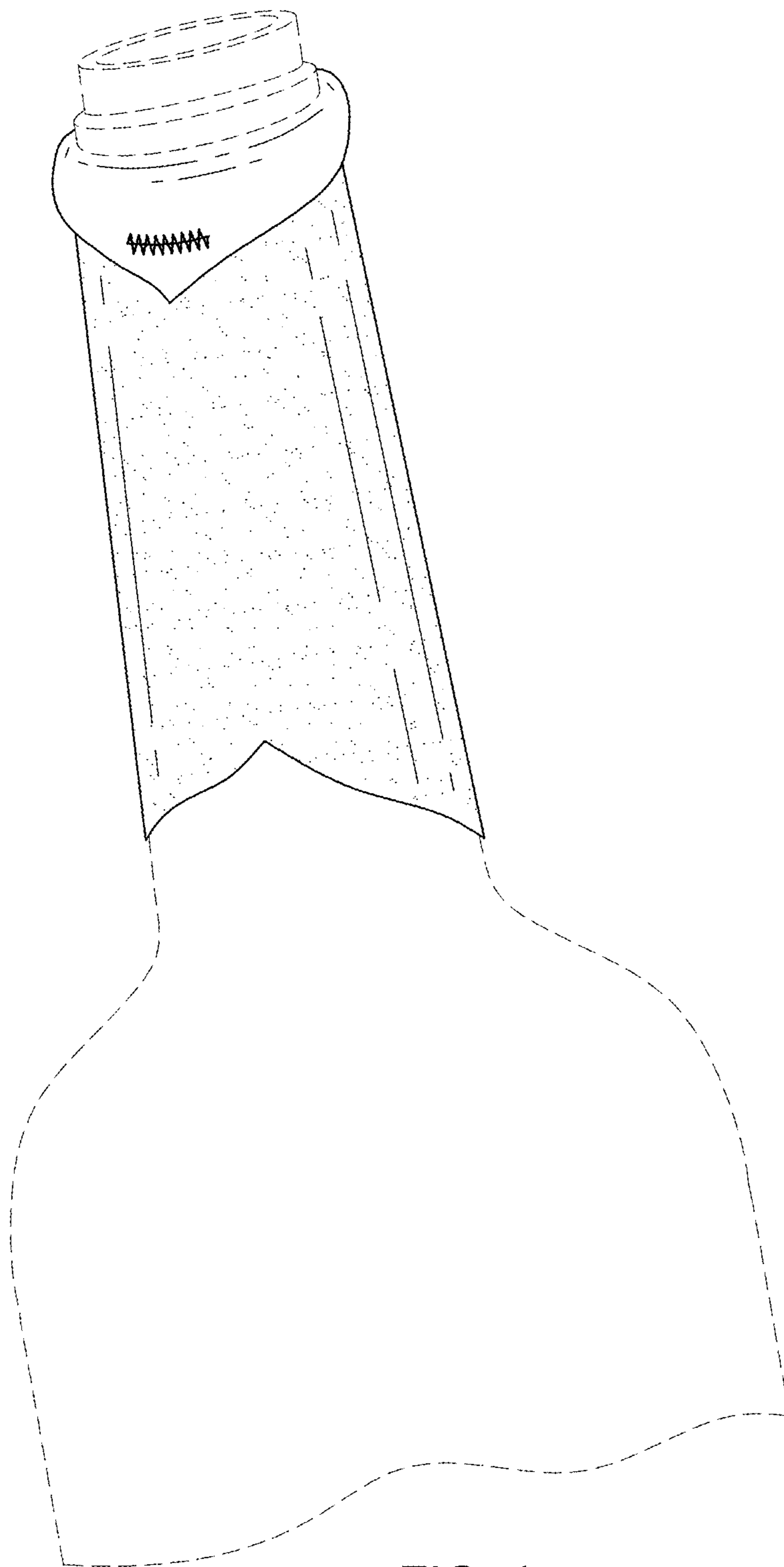


FIG. 1

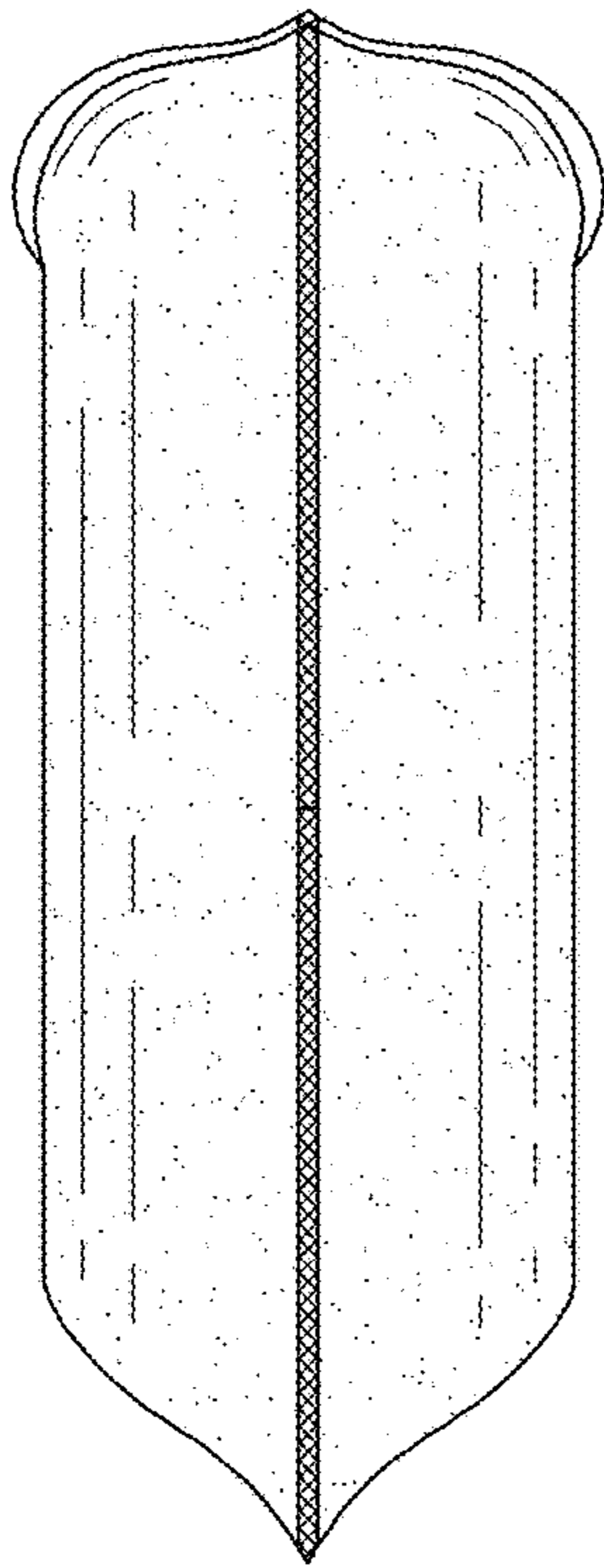


FIG. 2

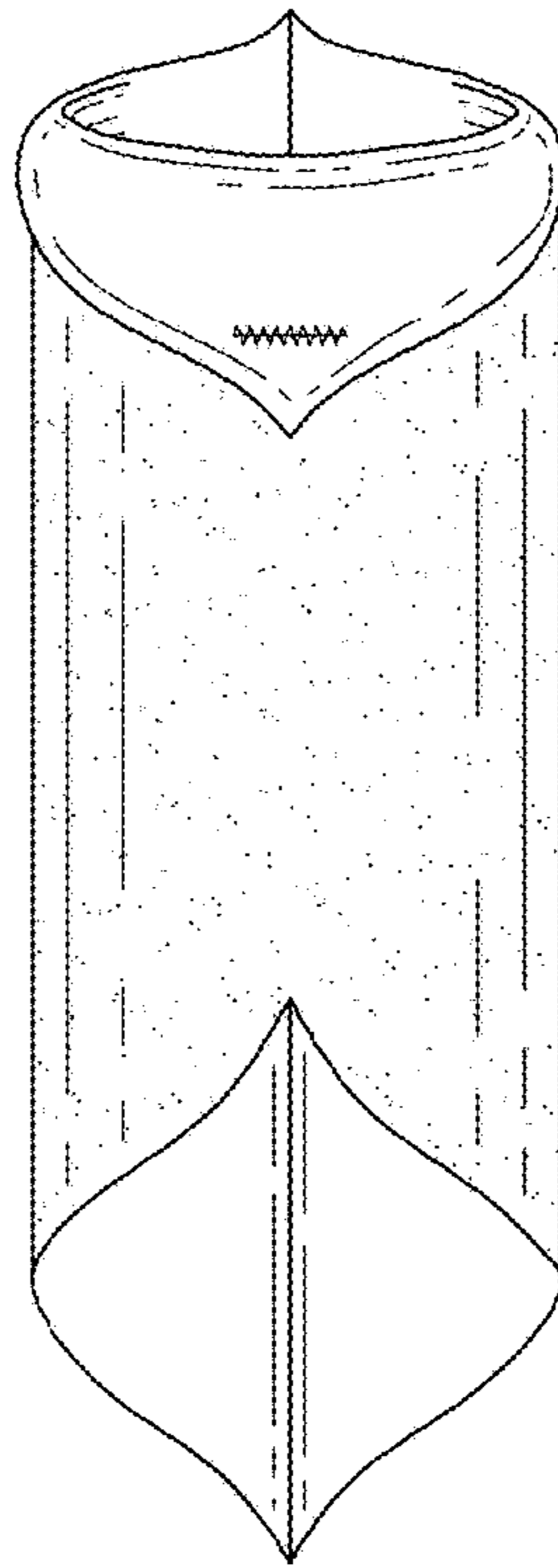


FIG. 3

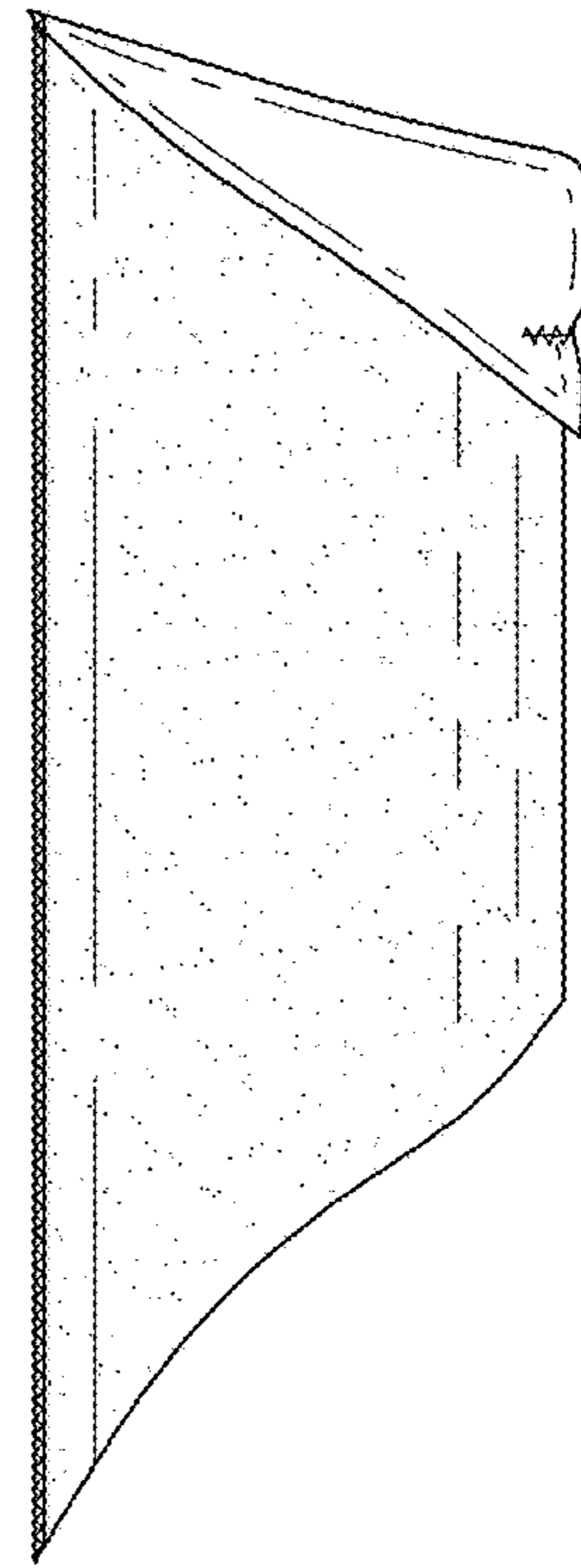


FIG. 4

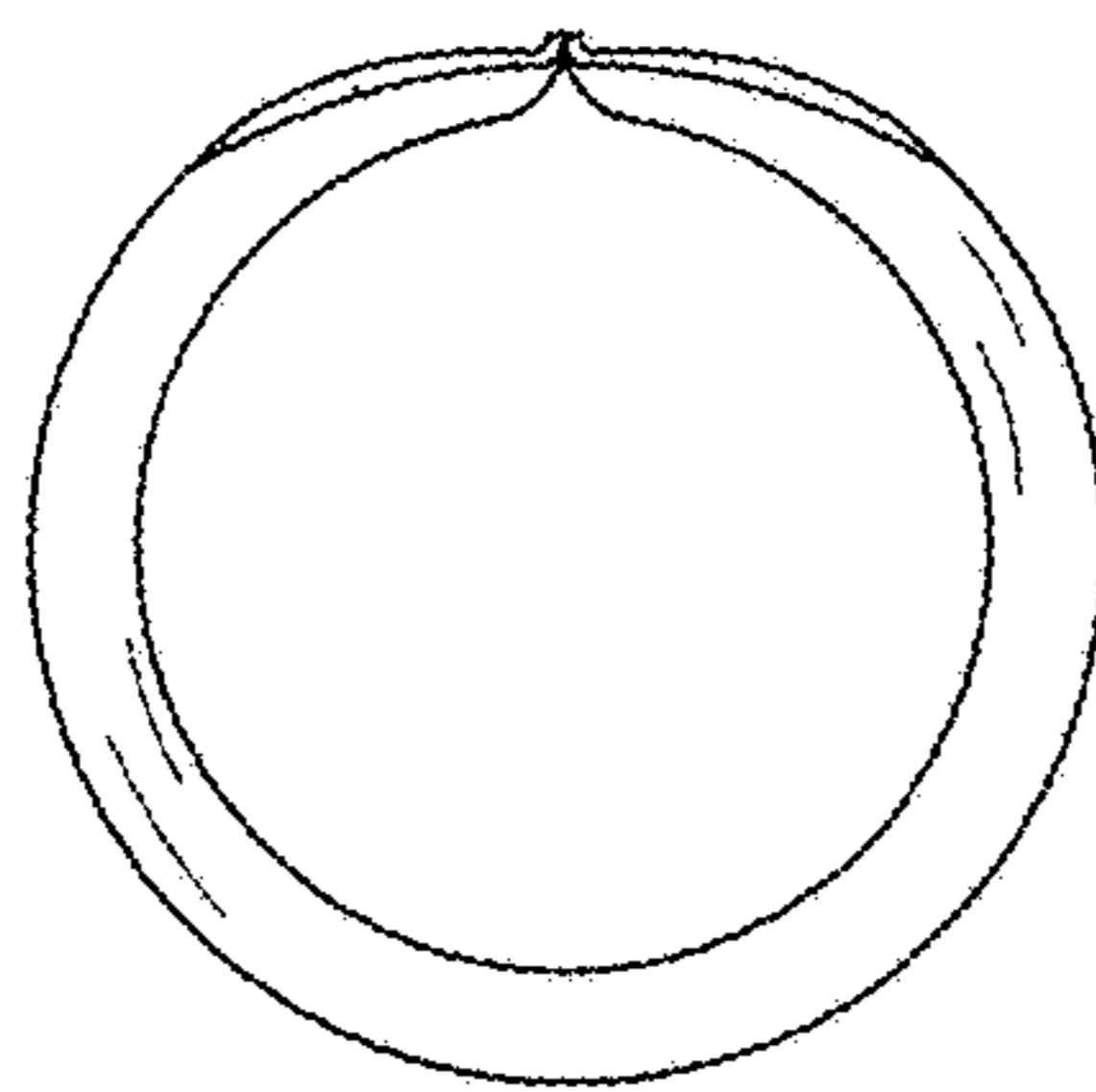


FIG. 5

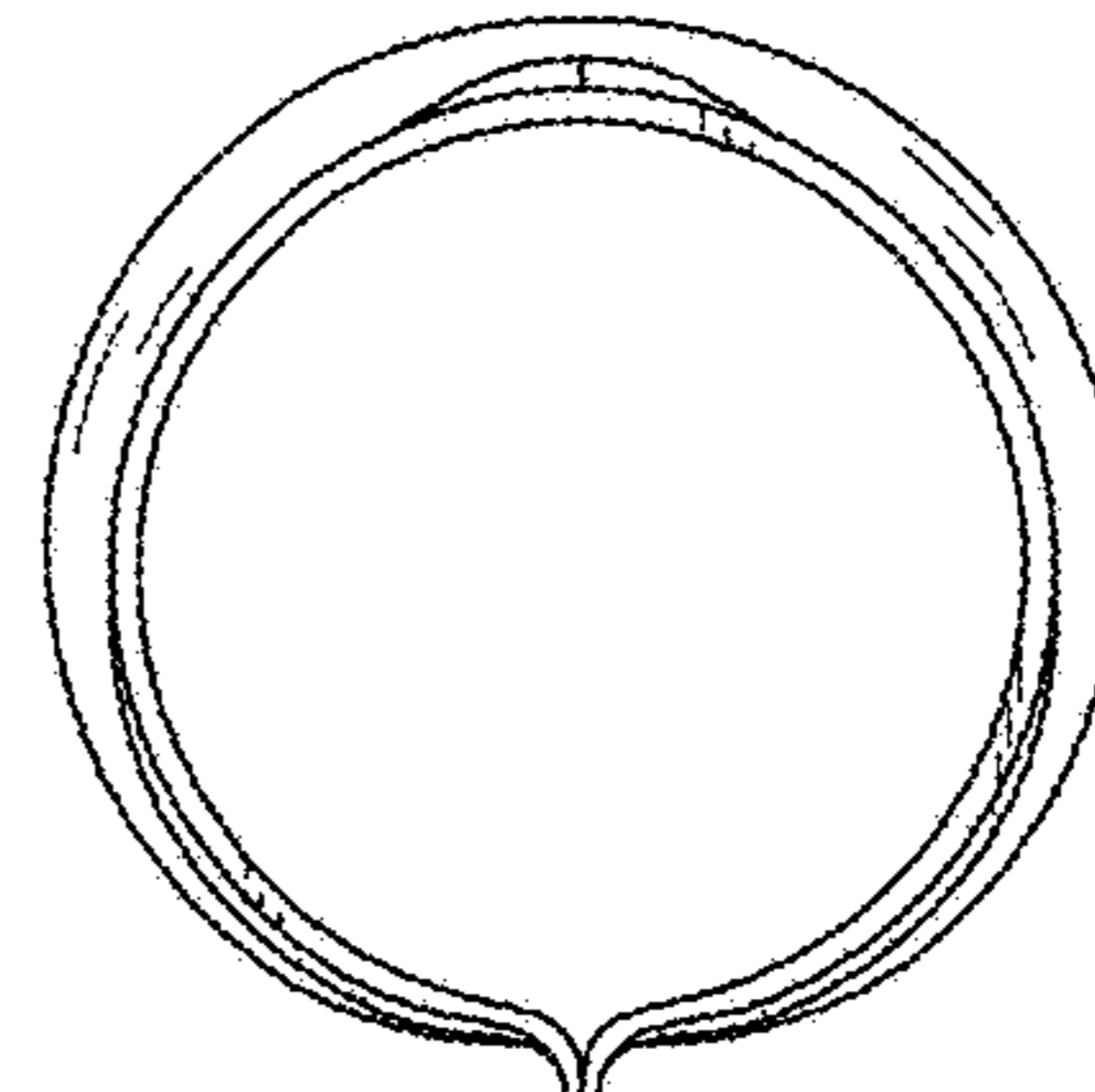


FIG. 6