



US00D828097S

(12) **United States Design Patent** (10) **Patent No.:** **US D828,097 S**
Silsby (45) **Date of Patent:** **** Sep. 11, 2018**

(54) **BEVERAGE CONTAINER**

(71) Applicant: **Pacific Market International, LLC**,
Seattle, WA (US)

(72) Inventor: **Jacob D. Silsby**, Seattle, WA (US)

(73) Assignee: **Pacific Market International, LLC**,
Seattle, WA (US)

(**) Term: **15 Years**

(21) Appl. No.: **29/611,374**

(22) Filed: **Jul. 20, 2017**

(51) **LOC (11) Cl.** **07-01**

(52) **U.S. Cl.**
USPC **D7/523**; D7/532

(58) **Field of Classification Search**
USPC D7/507, 509, 510, 511, 523, 532, 533,
D7/536, 524, 537, 513; 220/592.16,
220/592.17; D11/143, 144; D9/454, 440
CPC A47G 19/2205; A47G 19/2227; A47G
19/22; A47G 19/2266
See application file for complete search history.

(56) **References Cited**

U.S. PATENT DOCUMENTS

- 1,575,870 A * 3/1926 Sehlbach A47G 19/2205
215/383
- 3,971,471 A * 7/1976 Ludder B65D 1/265
206/519
- D398,478 S * 9/1998 Spencer D7/510
- D460,661 S * 7/2002 Norris D7/532
- D482,933 S * 12/2003 Norris D7/510
- D556,576 S * 12/2007 Webb D9/500

(Continued)

OTHER PUBLICATIONS

Stanley ADV Stacking Pint, 1 page, Stanley product publicly disclosed prior to Jul. 20, 2017.

Primary Examiner — Marianne Pandozzi

Assistant Examiner — Jae Liang

(74) *Attorney, Agent, or Firm* — George C. Rondeau, Jr.;
Davis Wright Tremaine LLP

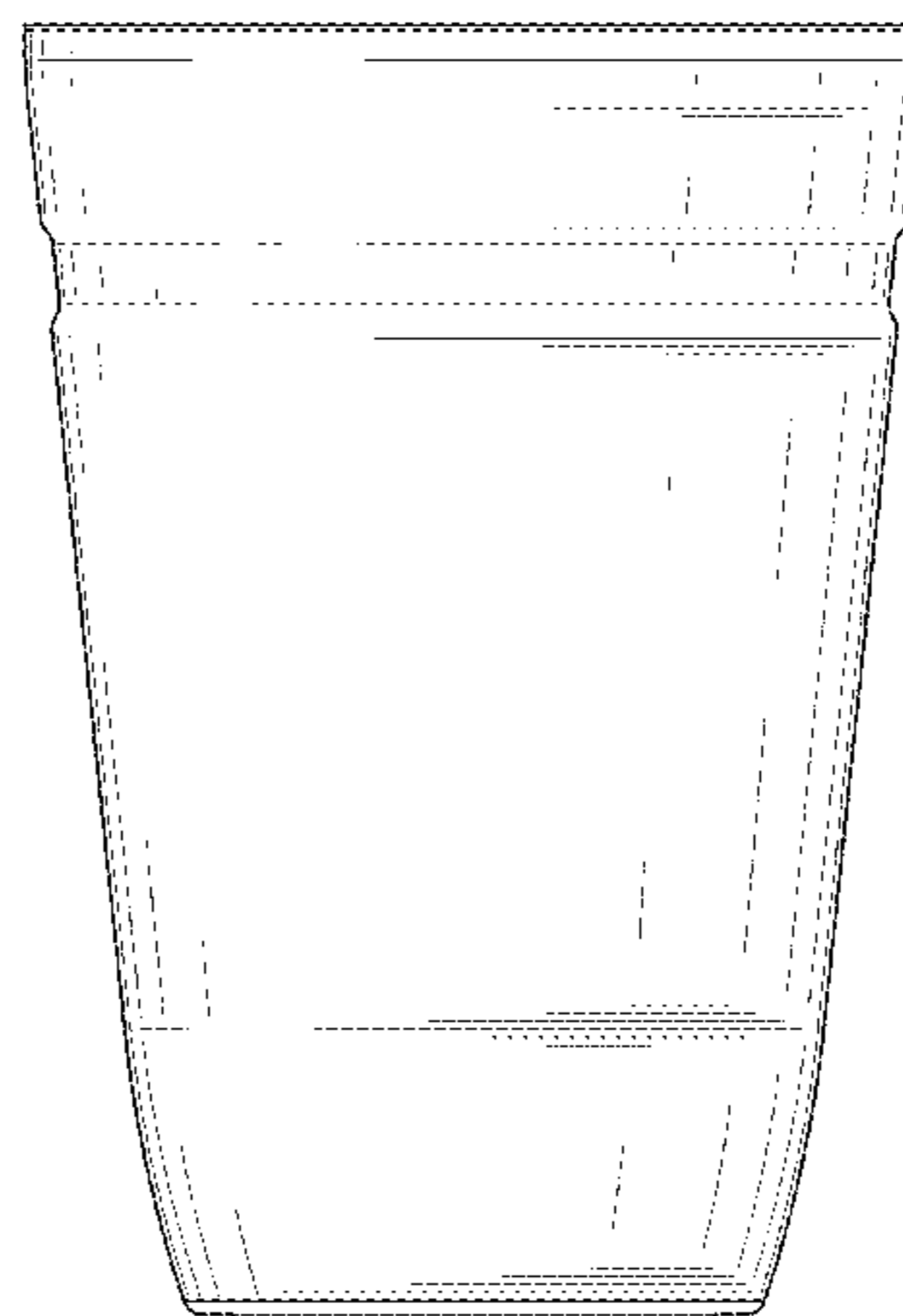
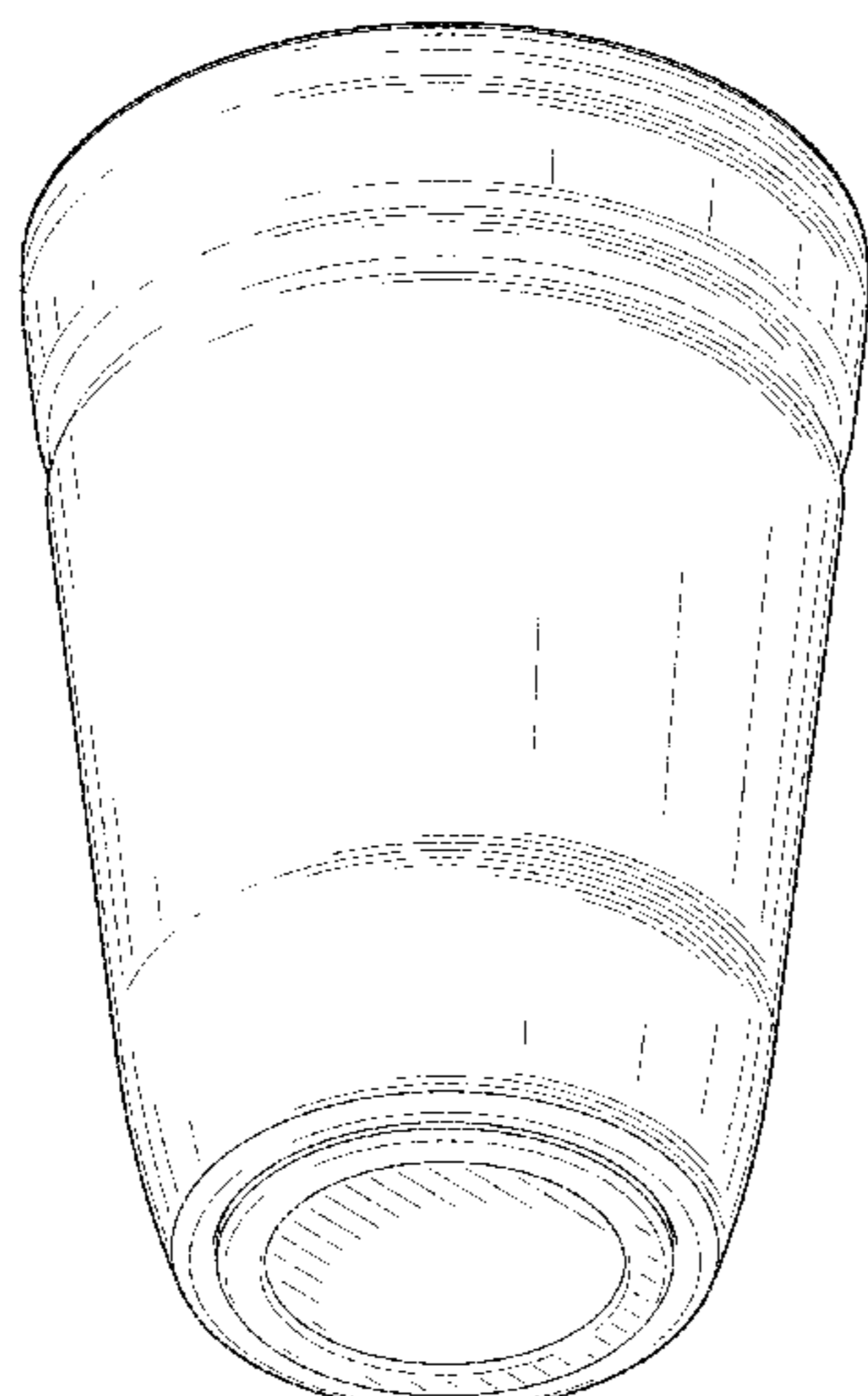
(57) **CLAIM**

The ornamental design for a beverage container, as shown and described.

DESCRIPTION

FIG. 1 is a top perspective view of a first embodiment of a beverage container showing my new design;
 FIG. 2 is a bottom perspective view thereof.
 FIG. 3 is a front elevational view thereof.
 FIG. 4 is a right side elevational view thereof.
 FIG. 5 is a rear elevational view thereof;
 FIG. 6 is a left side elevational view thereof;
 FIG. 7 is a top plan view thereof.
 FIG. 8 is a bottom plan view thereof.
 FIG. 9 is a top perspective view of a second embodiment thereof.
 FIG. 10 is a bottom perspective view thereof.
 FIG. 11 is a front elevational view thereof.
 FIG. 12 is a right side elevational view thereof.
 FIG. 13 is a rear elevational view thereof;
 FIG. 14 is a left side elevational view thereof;
 FIG. 15 is a top plan view thereof.
 FIG. 16 is a bottom plan view thereof.
 FIG. 17 is a top perspective view of a third embodiment thereof.
 FIG. 18 is a bottom perspective view thereof.
 FIG. 19 is a front elevational view thereof.
 FIG. 20 is a right side elevational view thereof.
 FIG. 21 is a rear elevational view thereof;
 FIG. 22 is a left side elevational view thereof;
 FIG. 23 is a top plan view thereof; and,
 FIG. 24 is a bottom plan view thereof.
 The broken lines in the drawings depict portions of the beverage container that form no part of the claimed design.

1 Claim, 21 Drawing Sheets



(56)

References Cited

U.S. PATENT DOCUMENTS

D587,069	S *	2/2009	Bodum	D7/510
D610,873	S *	3/2010	Wingfield	D7/505
D651,466	S *	1/2012	Forsyth	D7/510
D658,007	S *	4/2012	George	D7/509
D658,944	S *	5/2012	Gilbert	D7/511
D690,162	S *	9/2013	Staton	D7/510
D697,412	S *	1/2014	Jenkins	D9/445
D698,602	S *	2/2014	Beller	D7/396.2
D713,690	S *	9/2014	Katterheinrich	D7/523
D724,895	S *	3/2015	Kawase	D7/510
D727,684	S *	4/2015	Forsyth	D7/510
D734,096	S *	7/2015	George	D7/509
D772,651	S *	11/2016	Leonard	D7/510
D797,511	S *	9/2017	Specht	D7/523
D803,000	S *	11/2017	Khan	D7/523
D813,606	S *	3/2018	O’Nan	D7/532
D816,411	S *	5/2018	Stover	D7/510
D817,093	S *	5/2018	Silsby	D7/510
D817,094	S *	5/2018	Silsby	D7/510
2012/0247998	A1 *	10/2012	Wahl	B65D 1/265 206/459.5
2017/0251852	A1 *	9/2017	O’Nan	A47G 19/2205

* cited by examiner



FIG. 1




FIG. 2




FIG. 3




FIG. 4




FIG. 5




FIG. 6

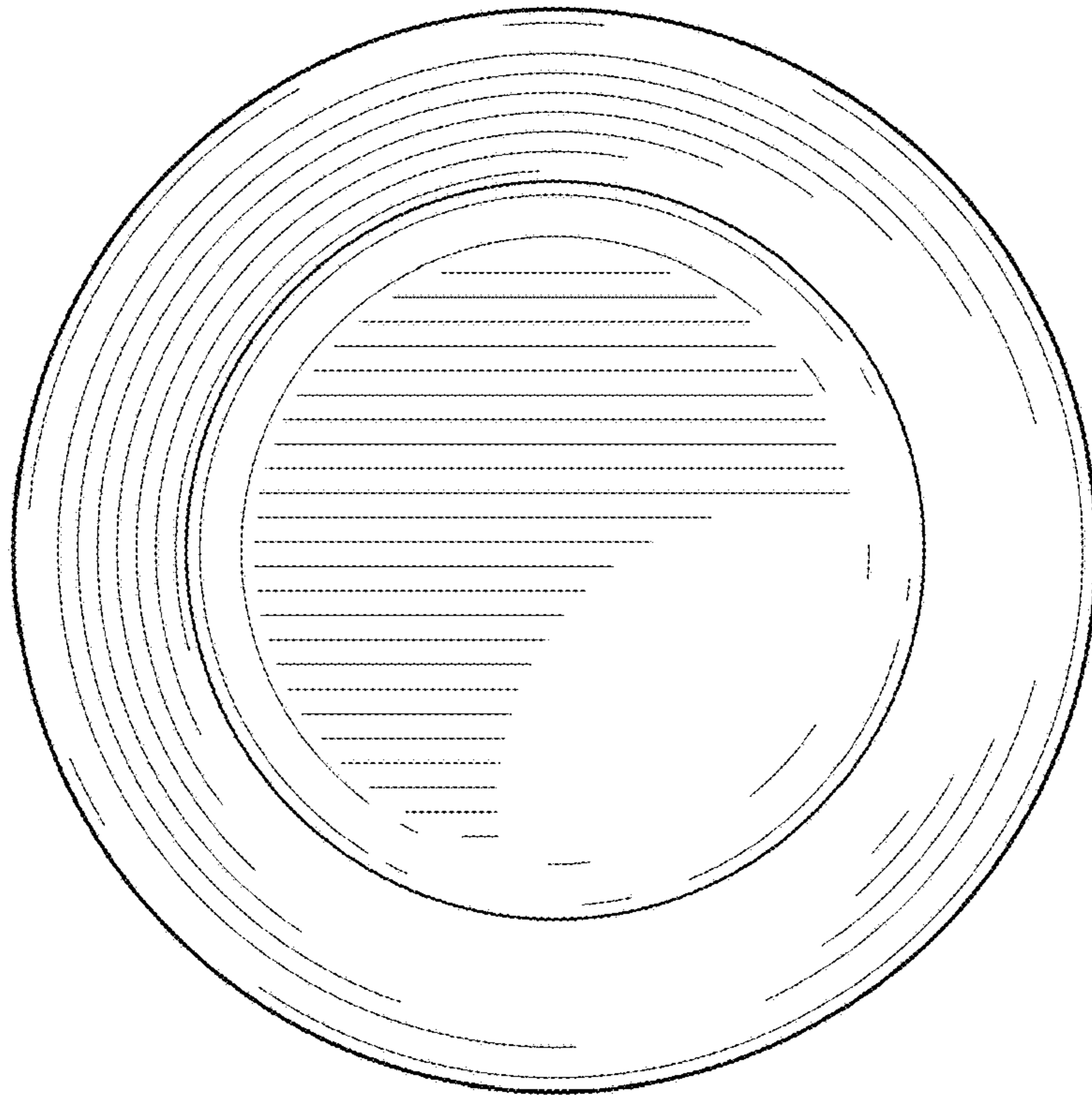


FIG. 7

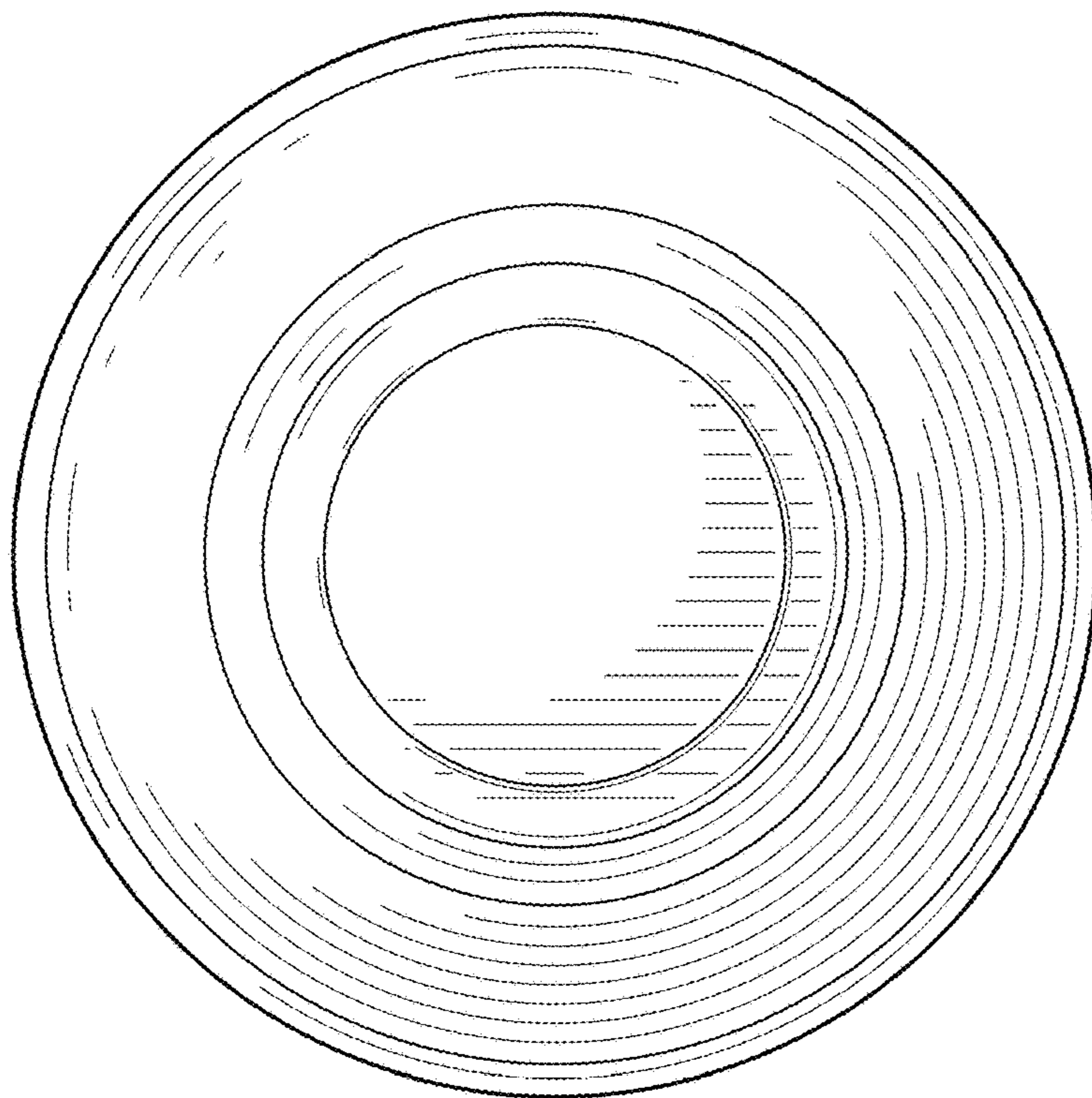


FIG. 8



FIG. 9



FIG. 10




FIG. 11




FIG. 12




FIG. 13




FIG. 14

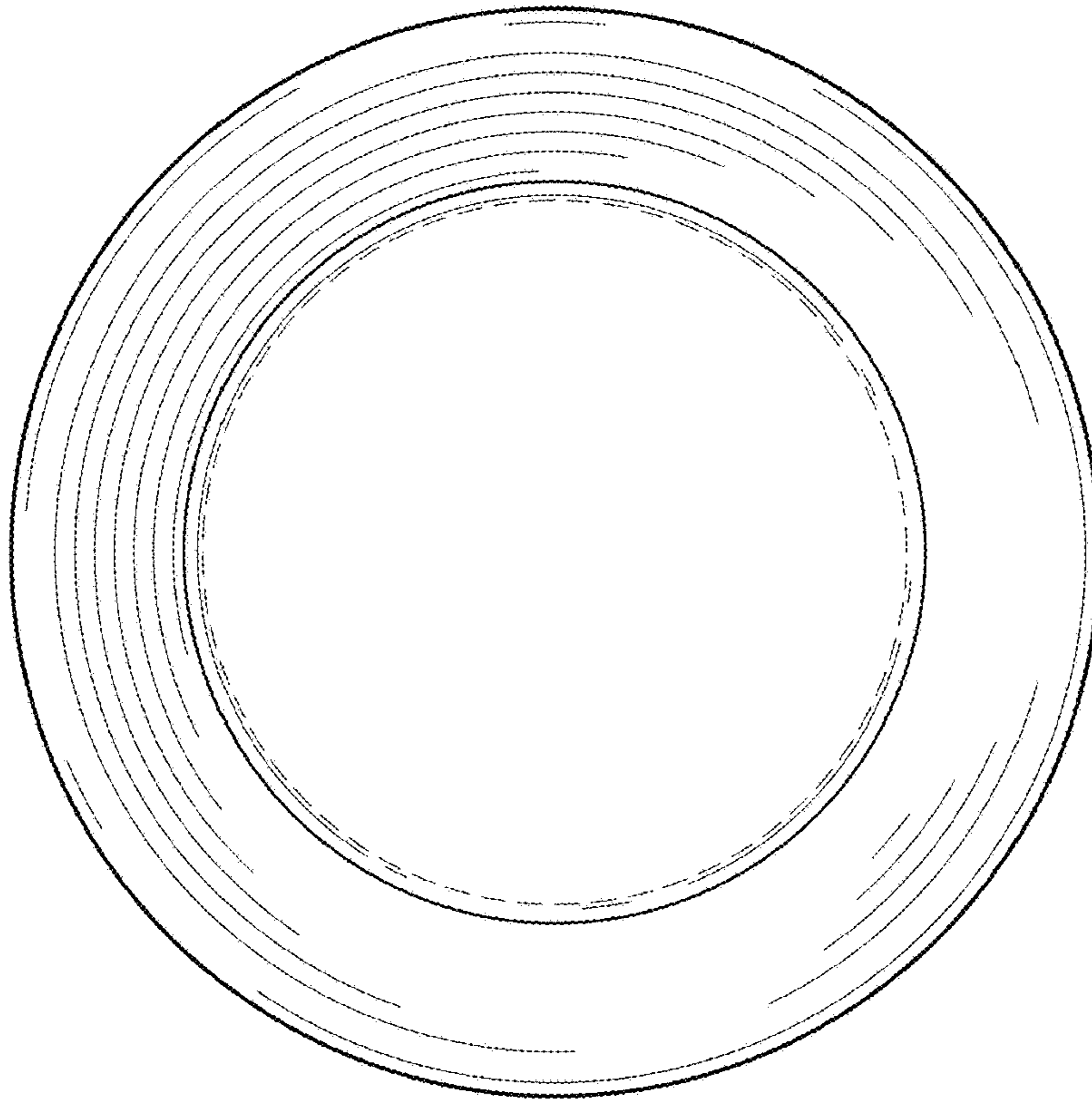


FIG. 15

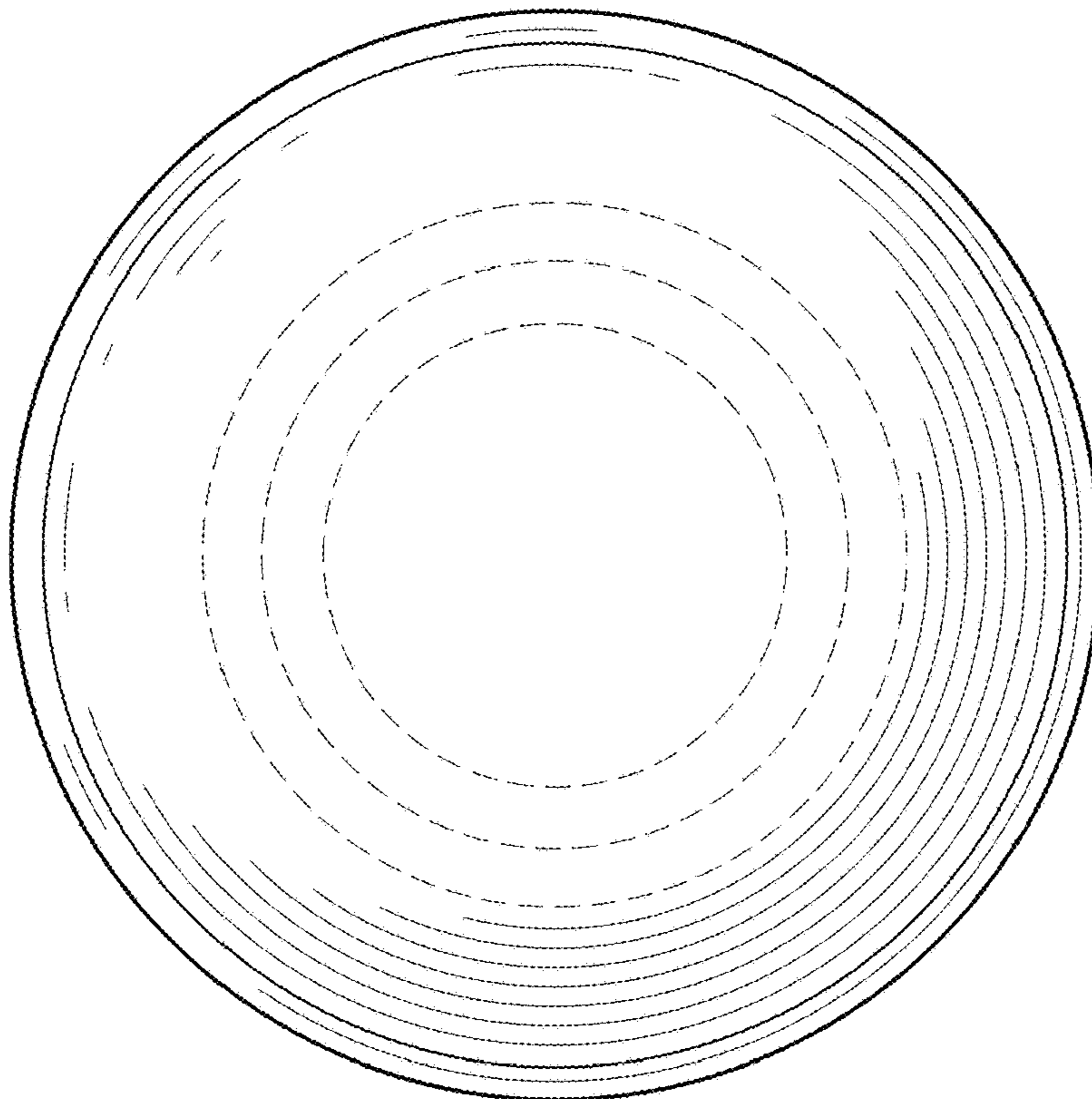


FIG. 16




FIG. 17

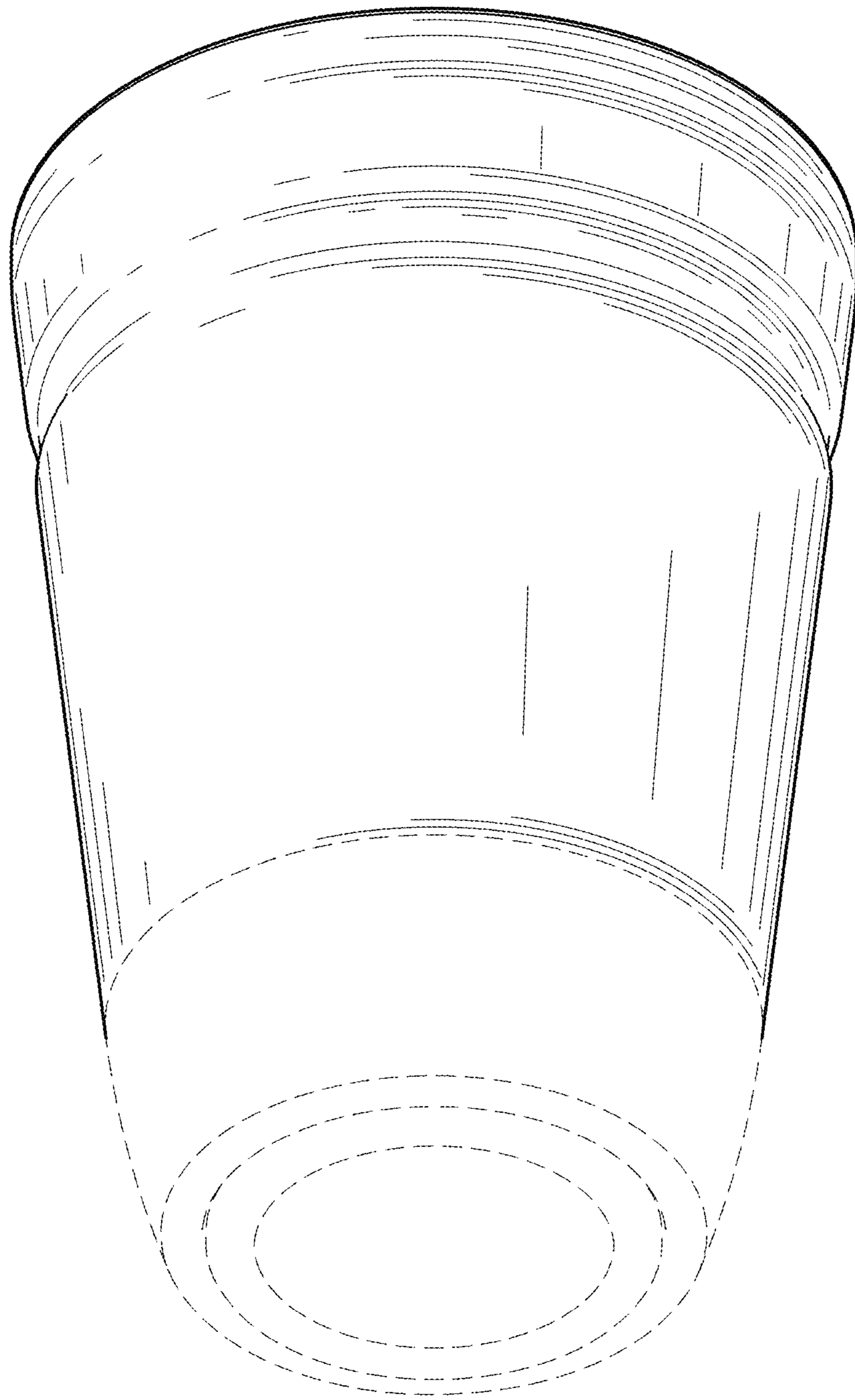


FIG. 18

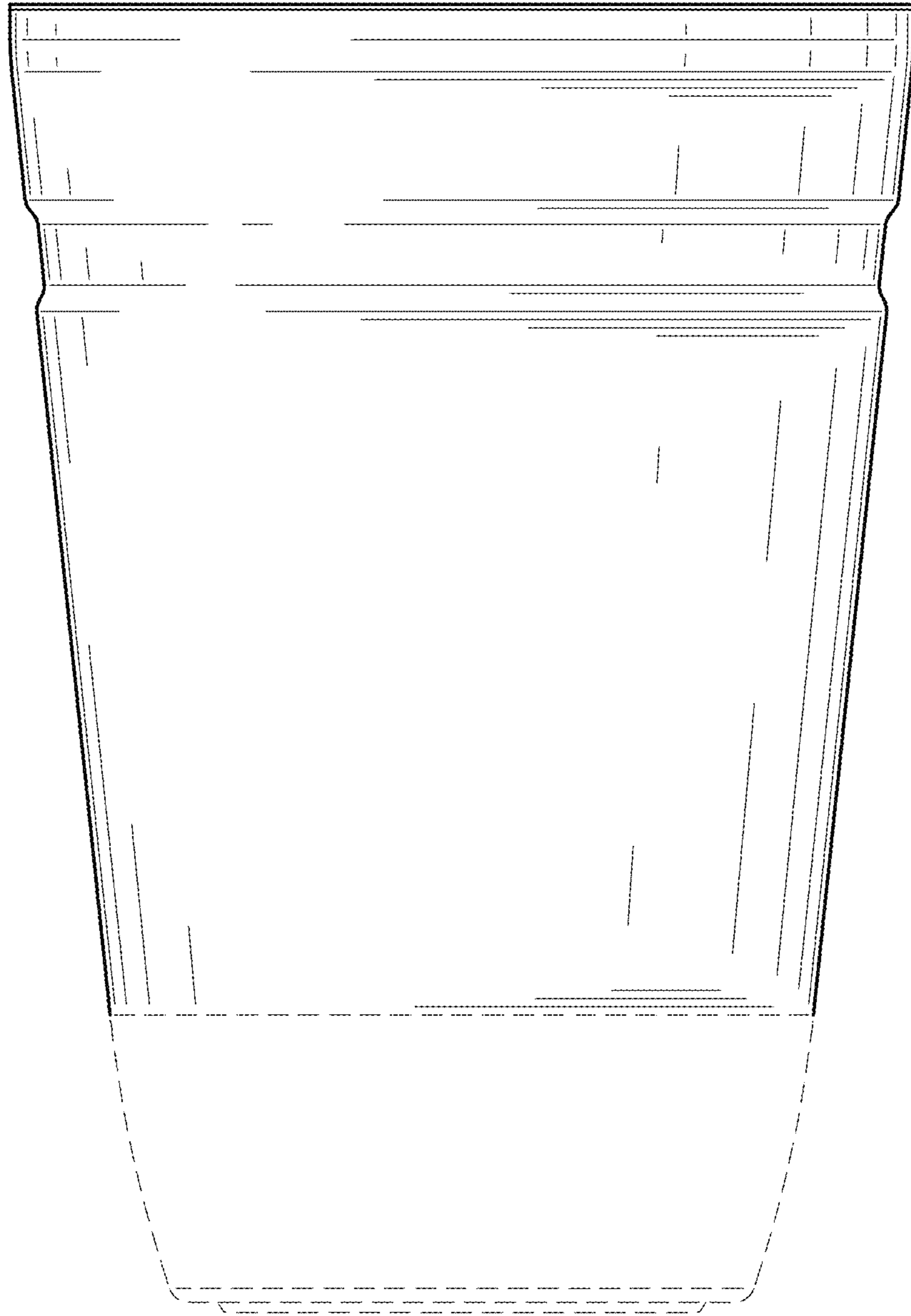


FIG. 19




FIG. 20




FIG. 21




FIG. 22

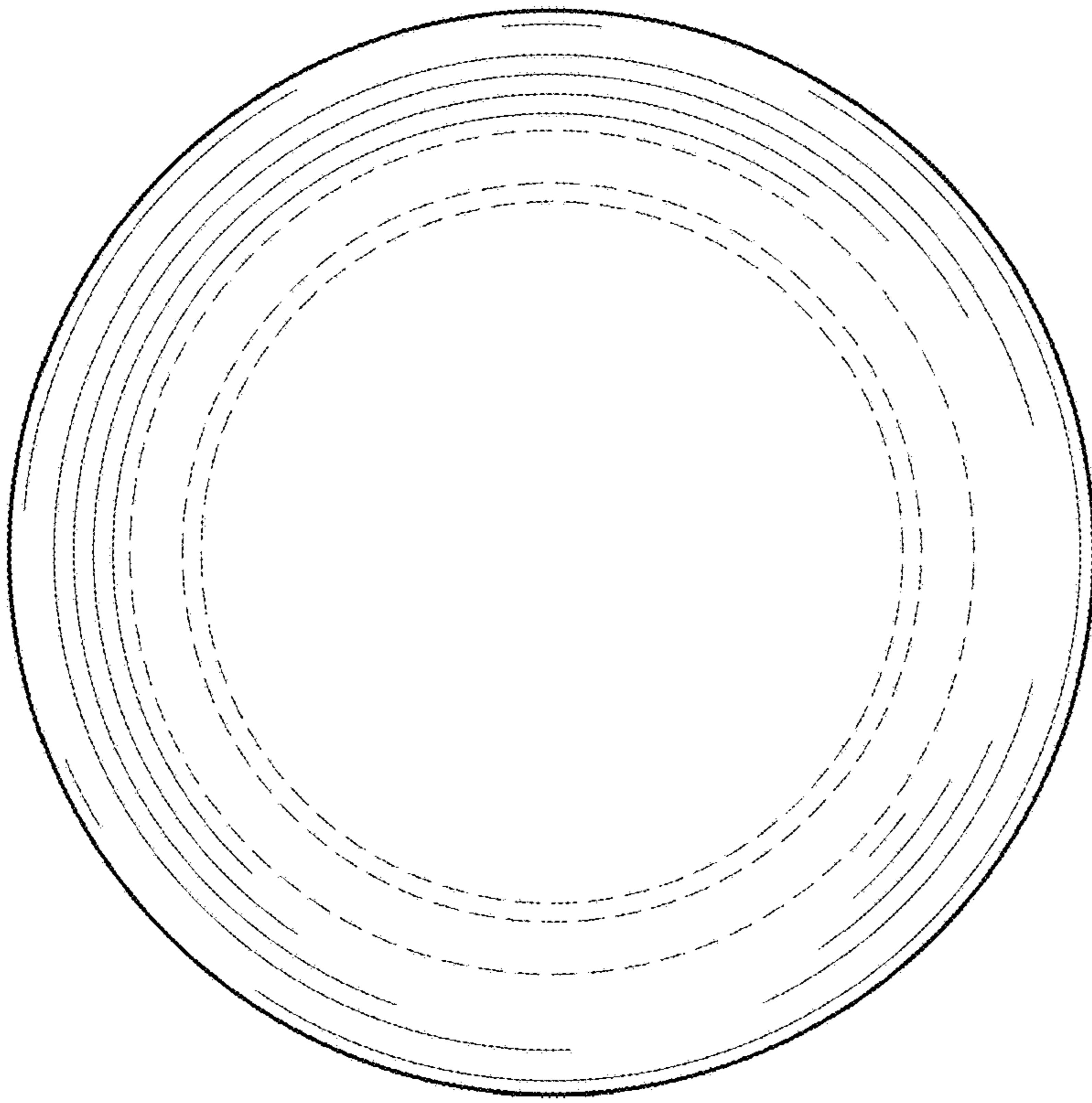


FIG. 23

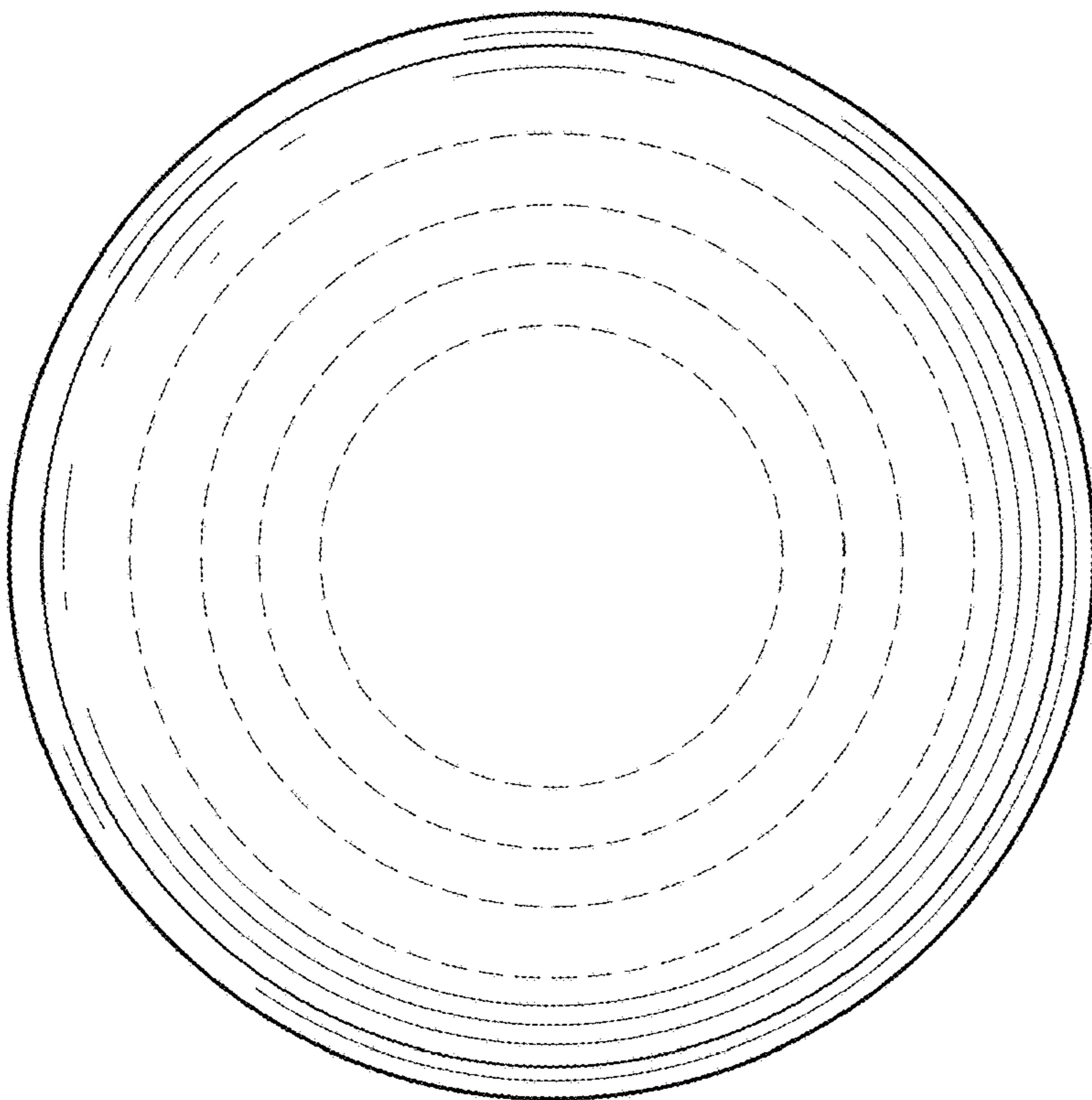


FIG. 24