



US00D828061S

(12) **United States Design Patent**
Davis et al.

(10) **Patent No.:** **US D828,061 S**

(45) **Date of Patent:** **** Sep. 11, 2018**

- (54) **TABLE**
- (71) Applicant: **WALKER EDISON FURNITURE COMPANY, LLC**, Salt Lake City, UT (US)
- (72) Inventors: **Matthew Davis**, Murray, UT (US); **Brad Bonham**, Draper, UT (US)
- (73) Assignee: **WALKER EDISON FURNITURE COMPANY LLC**, Salt Lake City, UT (US)
- (**) Term: **15 Years**
- (21) Appl. No.: **29/574,084**
- (22) Filed: **Aug. 11, 2016**
- (51) **LOC (11) Cl.** **06-03**
- (52) **U.S. Cl.**
USPC **D6/691.3**
- (58) **Field of Classification Search**
USPC D6/349, 641, 656, 671, 675, 677, 685, D6/687, 690, 691, 691.1, 691.2, 691.3, D6/691.4, 691.5, 691.9, 693, 695, 695.2, D6/696, 696.1, 697, 697.1, 698, 699, D6/699.2, 703, 707, 708, 709, 709.2, D6/709.21
CPC A47B 7/00; A47B 13/08; A47B 13/10; A47B 21/00; A47B 2009/006; A47B 11/00; A47B 2200/002
See application file for complete search history.

(56) **References Cited**

U.S. PATENT DOCUMENTS

- 2,650,148 A * 8/1953 Steng F16B 12/48 108/155
- D175,195 S * 7/1955 Steng D6/691.8
- D190,656 S * 6/1961 Glass D6/691

- 3,228,359 A * 1/1966 Rich, Jr. F16B 12/48 108/156
- 3,742,869 A * 7/1973 Polsky A47B 7/02 108/64
- 3,869,993 A * 3/1975 Edlund A47B 3/06 108/101
- D334,677 S * 4/1993 Hinden D6/656.17
- D572,499 S * 7/2008 Davis D6/652
- D585,218 S * 1/2009 Hamilton D6/656
- D736,869 S * 8/2015 Harker D21/686
- D751,328 S * 3/2016 Zdanius D6/708
- D772,621 S * 11/2016 Levy D6/691
- 9,504,317 B1 * 11/2016 White A47B 21/06
- D775,876 S * 1/2017 Gaschy D6/691
- D781,085 S * 3/2017 Liu D6/691
- D784,058 S * 4/2017 Hayon D6/692
- D785,375 S * 5/2017 Flaherty D6/647
- D789,720 S * 6/2017 Hurford D6/709
- D794,985 S * 8/2017 Tsuchiyama D6/709
- D797,478 S * 9/2017 Merritt D6/691
- D797,480 S * 9/2017 Ruan D6/691.1

(Continued)

Primary Examiner — Mary Ann Calabrese

Assistant Examiner — Sloan Rozin

(74) *Attorney, Agent, or Firm* — Workman Nydegger


(57) **CLAIM**

The ornamental design for a table, as shown and described.

DESCRIPTION

FIG. 1 is a front perspective view of a table;
 FIG. 2 is a top plan view thereof;
 FIG. 3 is a bottom plan view thereof;
 FIG. 4 is a right elevation view thereof;
 FIG. 5 is a left elevation view thereof;
 FIG. 6 is a front elevation view thereof; and,
 FIG. 7 is a rear elevation view thereof.
 The broken line showing elements on the table illustrates portions of the article and forms no part of the claimed design.

1 Claim, 4 Drawing Sheets



(56)

References Cited

U.S. PATENT DOCUMENTS

2005/0060891	A1 *	3/2005	Anderson	B26B 3/08 30/170
2006/0096506	A1 *	5/2006	Brauning	A47B 13/02 108/50.02
2006/0162626	A1 *	7/2006	Brauning	A47B 1/08 108/143
2008/0017083	A1 *	1/2008	VanNimwegen	A47B 3/08 108/121
2013/0216770	A1 *	8/2013	Gilbertson	B29B 11/16 428/121
2013/0344303	A1 *	12/2013	Randall	A47B 85/06 428/201
2015/0150370	A1 *	6/2015	Korb	A47B 13/06 108/155
2016/0192771	A1 *	7/2016	Hoff	A47B 3/06 248/165

* cited by examiner

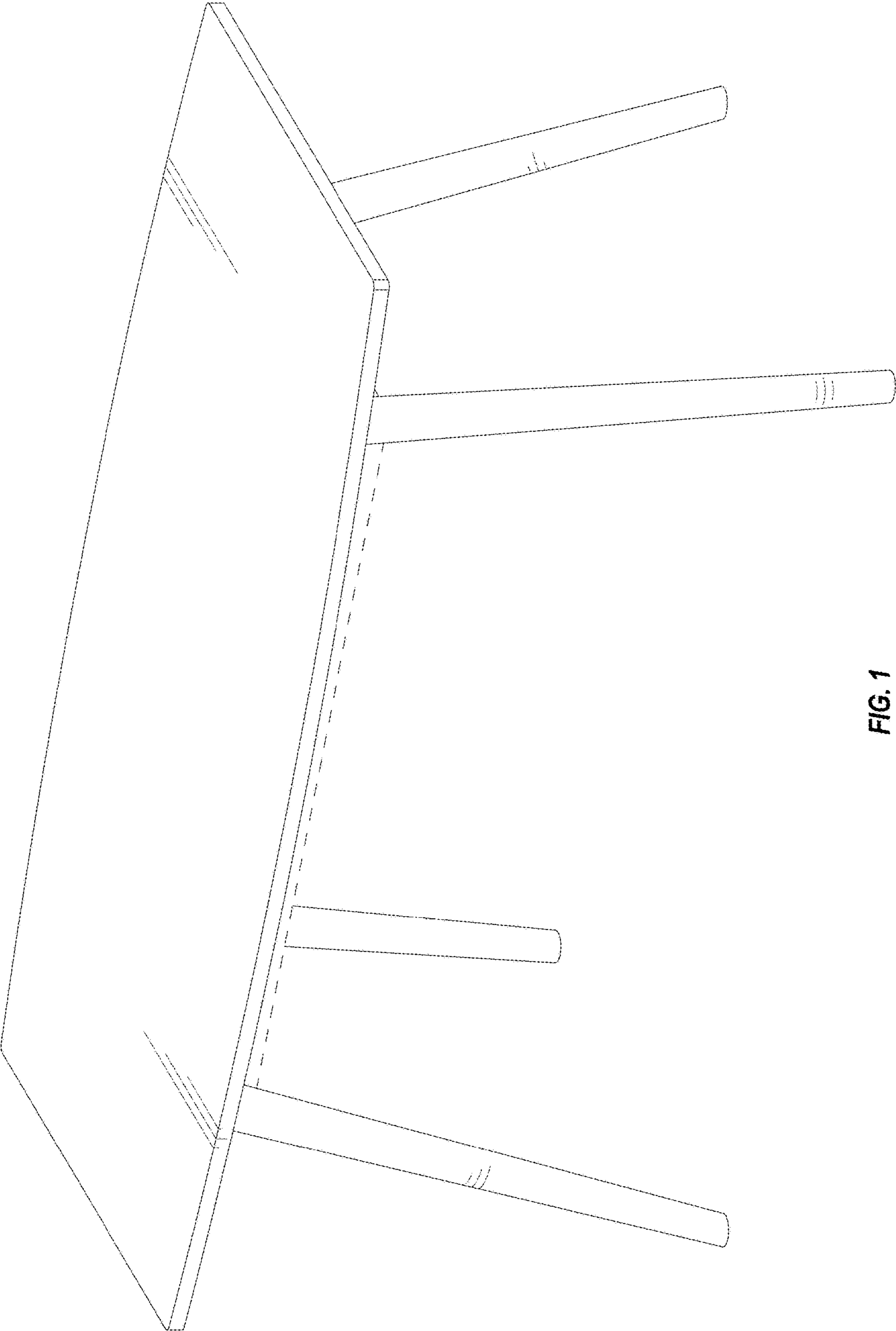


FIG. 1

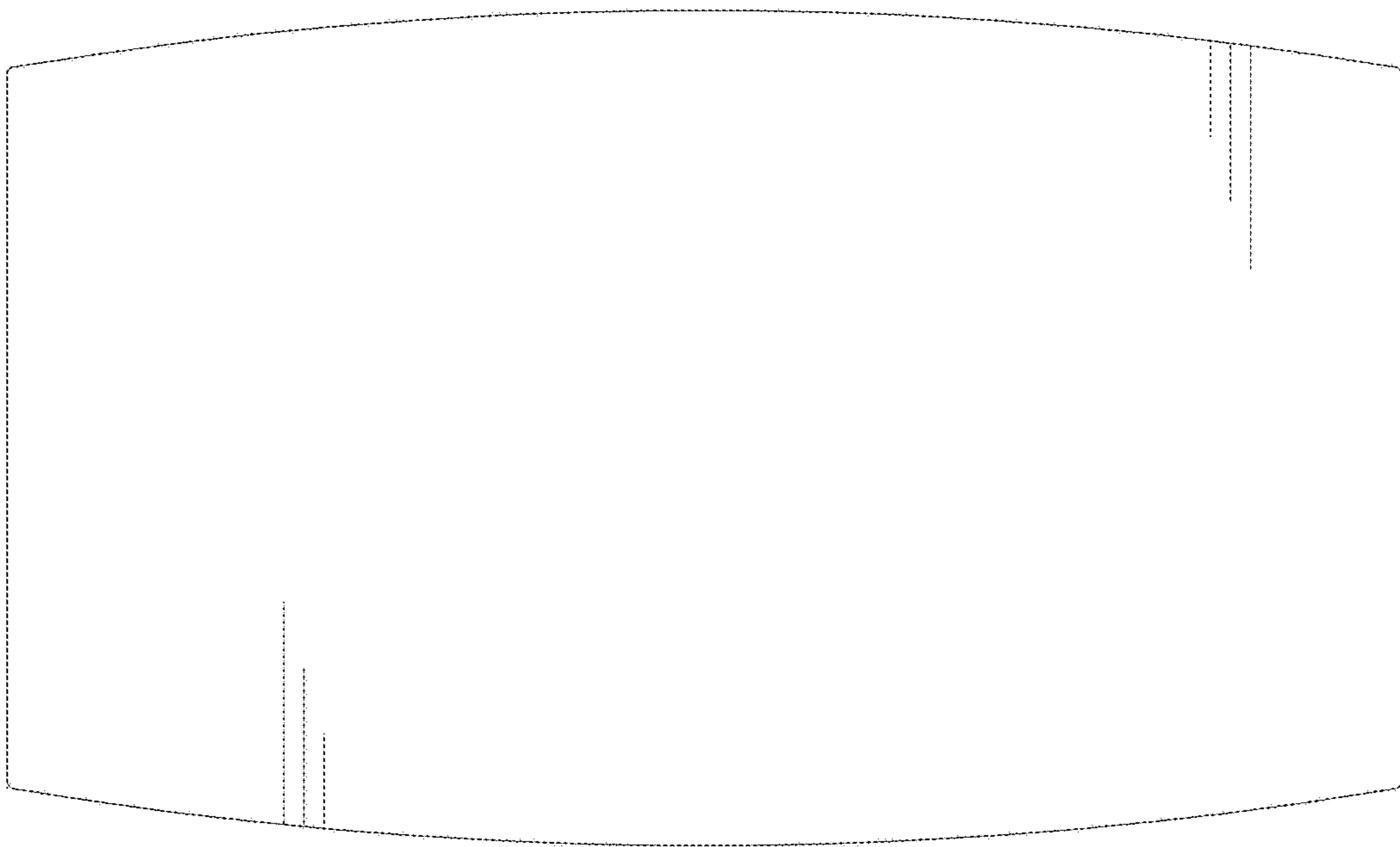


FIG. 2




FIG. 3



FIG. 4



FIG. 5

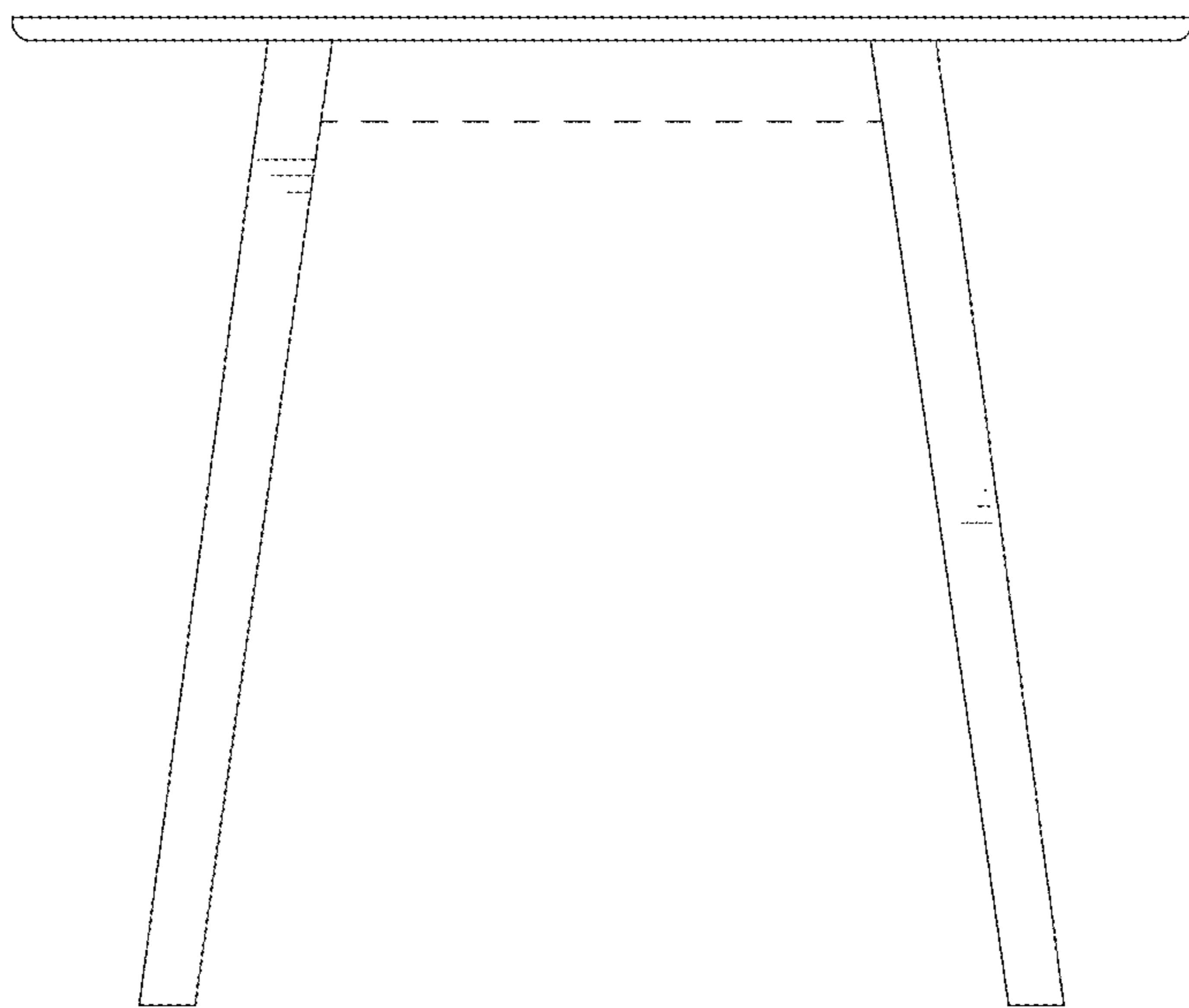


FIG. 6

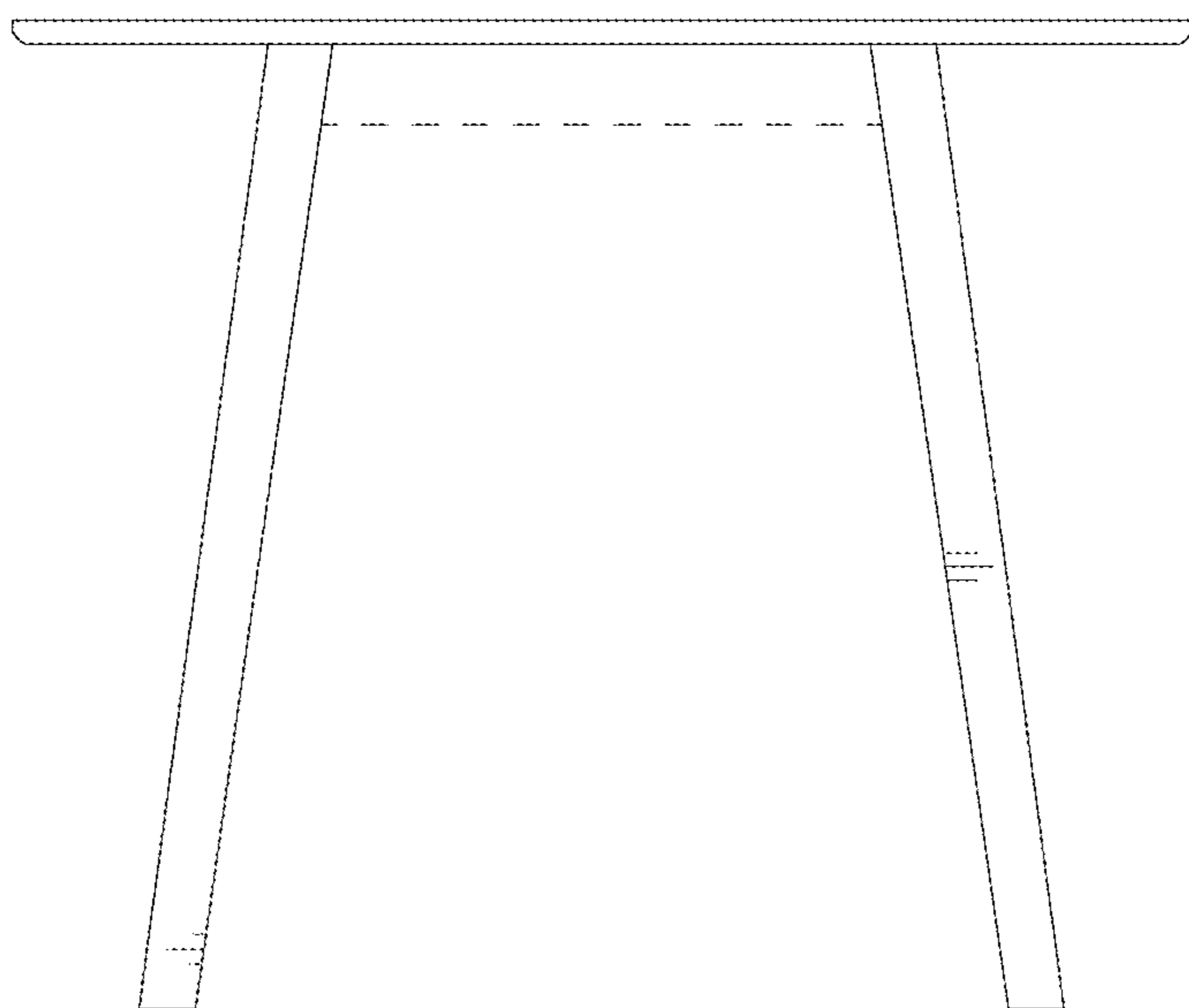


FIG. 7