



US00D828046S

(12) **United States Design Patent**  
**Harding**

(10) **Patent No.:** **US D828,046 S**  
(45) **Date of Patent:** **\*\* Sep. 11, 2018**

- (54) **GARMENT HANGER**
- (71) Applicant: **Mainetti (UK) Ltd**, Jedburgh, Scotland (GB)
- (72) Inventor: **Matthew Kendal Harding**, Warrington (GB)
- (73) Assignee: **MAINETTI (UK) LTD** (GB)
- (\*\*) Term: **15 Years**
- (21) Appl. No.: **29/610,123**
- (22) Filed: **Jul. 10, 2017**

(30) **Foreign Application Priority Data**

Jan. 9, 2017 (GB) ..... 6005393

(51) **LOC (11) Cl.** ..... **06-08**

(52) **U.S. Cl.**  
USPC ..... **D6/326**

(58) **Field of Classification Search**  
USPC ..... D6/315-328; 223/85-98; 211/1, 13.1, 211/85.3, 113  
CPC ..... A47G 25/14; A47G 25/28; A47G 25/26; A47G 25/30; A47G 25/36; A47G 25/50; A47G 25/442; A47G 25/483; A47G 25/743; A47G 25/4023; A47F 5/0006  
See application file for complete search history.

(56) **References Cited**

**U.S. PATENT DOCUMENTS**

- D196,214 S \* 9/1963 Warmath, III ..... 223/88
- 5,778,575 A \* 7/1998 Deupree ..... A47G 25/48 223/85
- 6,105,835 A \* 8/2000 Hatakeyama ..... A47G 25/48 223/88

- D539,043 S \* 3/2007 Gouldson ..... D6/326
- D555,914 S \* 11/2007 Gouldson ..... D6/326
- D646,064 S \* 10/2011 Jones ..... D6/326

\* cited by examiner

*Primary Examiner* — Lauren R Calve  
(74) *Attorney, Agent, or Firm* — The Belles Group, P.C.


(57) **CLAIM**

I claim the ornamental design for a garment hanger, as shown and described.

**DESCRIPTION**

FIG. 1 is a perspective view of a garment hanger according to a first embodiment of the new design.  
 FIG. 2 is a front view of the garment hanger of FIG. 1.  
 FIG. 3 is a top view of the garment hanger of FIG. 1.  
 FIG. 4 is a right-side view of the garment hanger of FIG. 1.  
 FIG. 5 is a rear view the garment hanger of FIG. 1.  
 FIG. 6 is a bottom view of the garment hanger of FIG. 1.  
 FIG. 7 is a left-side view of the garment hanger of FIG. 1.  
 FIG. 8 is a perspective view of a garment hanger according to a second embodiment of the new design.  
 FIG. 9 is a front view of the garment hanger of FIG. 8.  
 FIG. 10 is a top view of the garment hanger of FIG. 8.  
 FIG. 11 is a right-side view of the garment hanger of FIG. 8.  
 FIG. 12 is a rear view the garment hanger of FIG. 8.  
 FIG. 13 is a bottom view of the garment hanger of FIG. 8; and,  
 FIG. 14 is a left-side view of the garment hanger of FIG. 8.  
 The broken lines formed by linear segments in the figures are provided for environment only and form no part of the claimed design. The claimed design is not limited to the gray color shown in the drawings.

**1 Claim, 6 Drawing Sheets**



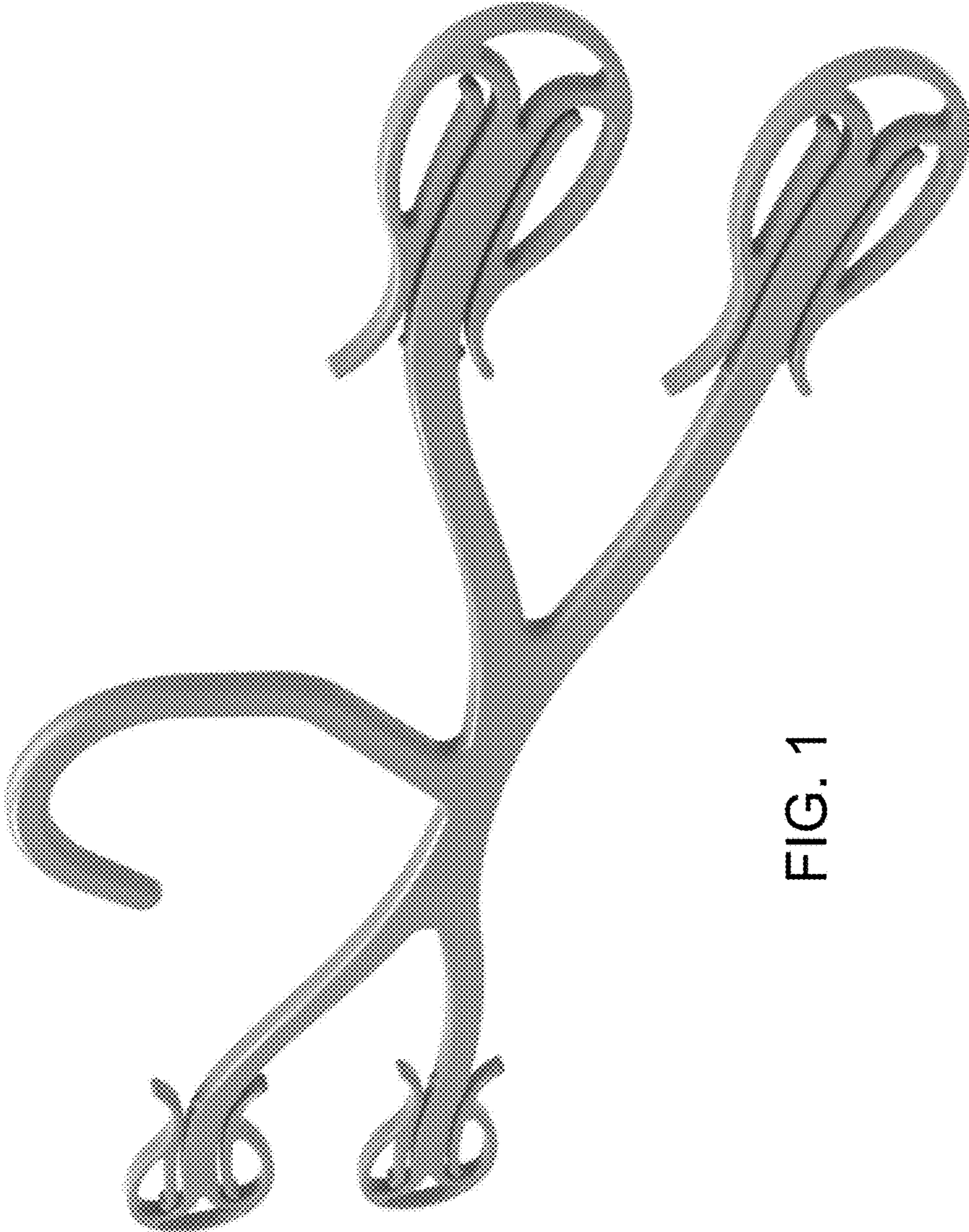


FIG. 1





FIG. 3



FIG. 4




FIG. 2



FIG. 6



FIG. 7




FIG. 5

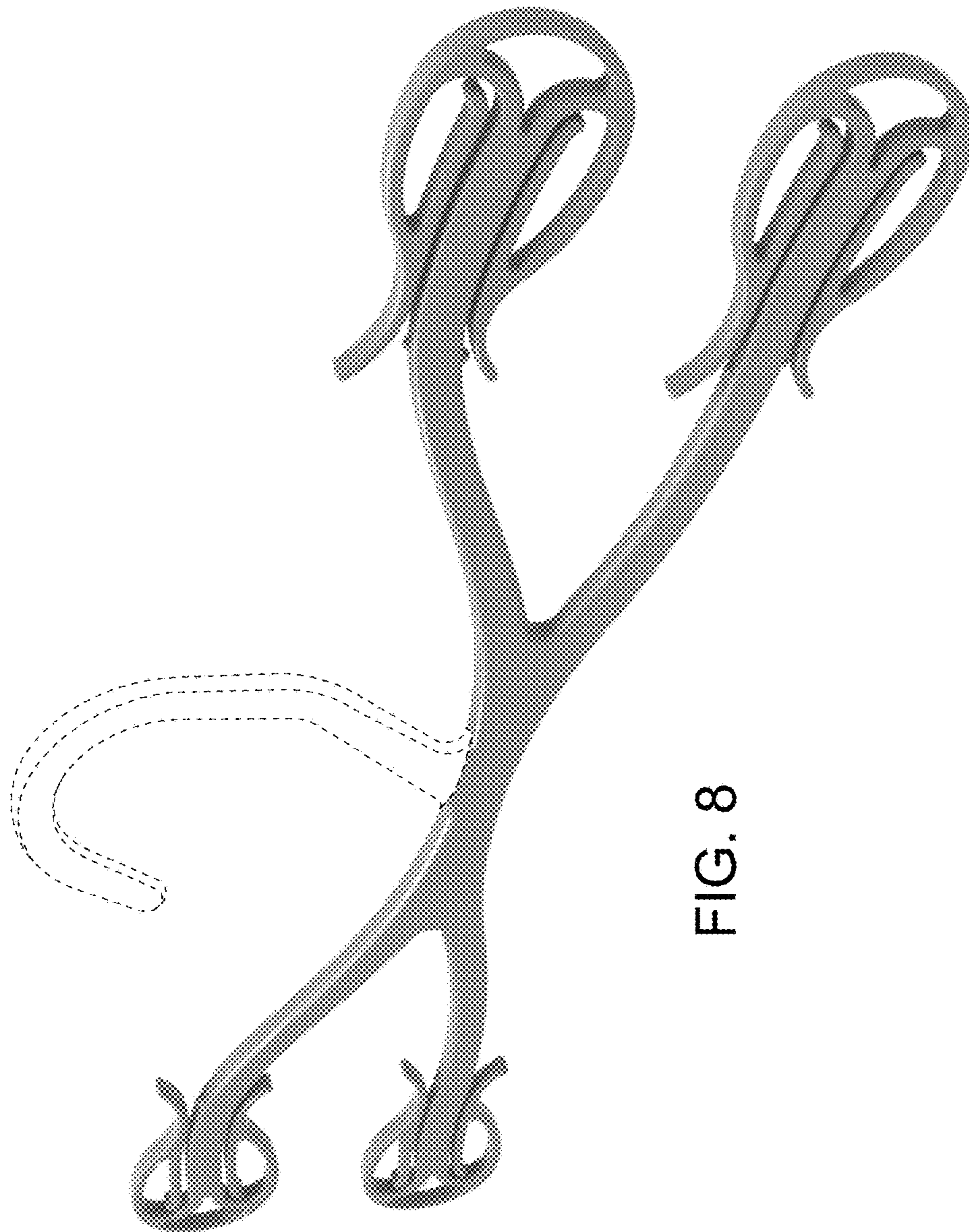


FIG. 8






FIG. 10



FIG. 11

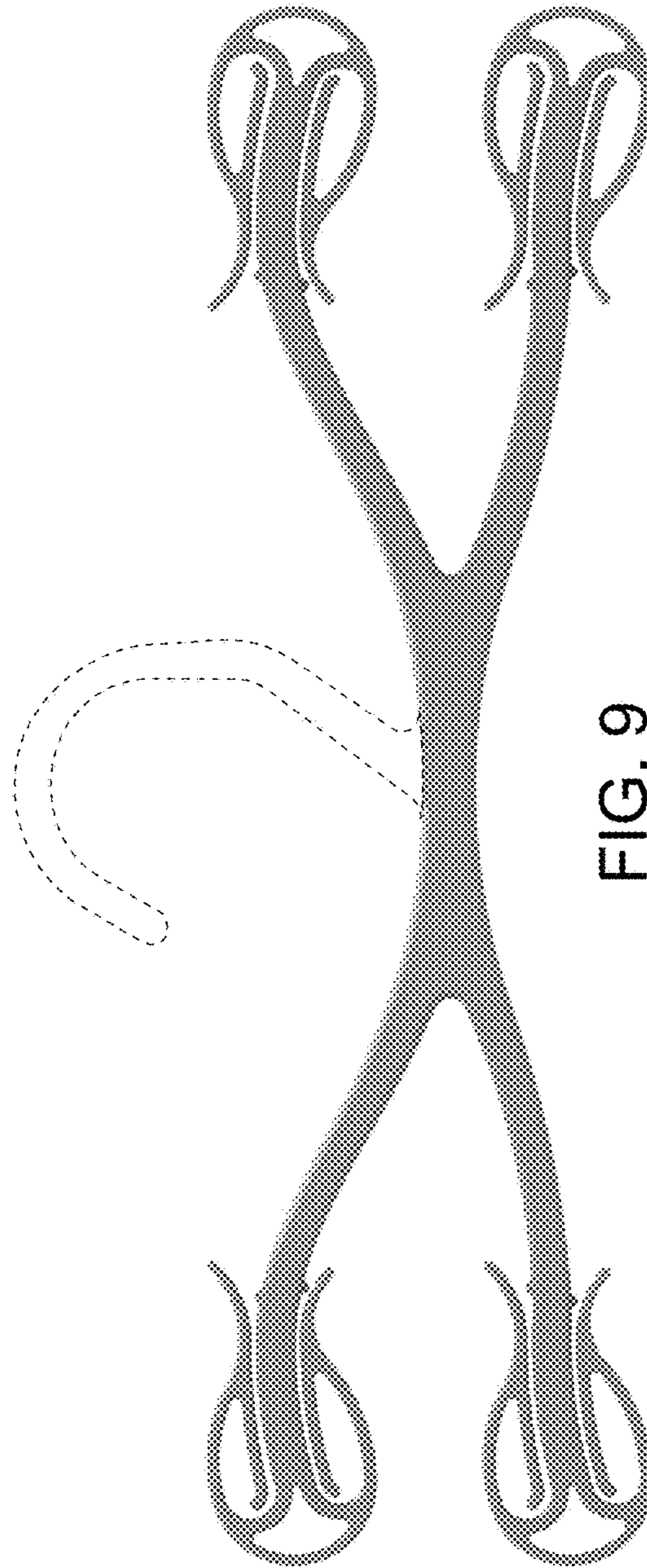


FIG. 9



FIG. 13



FIG. 14

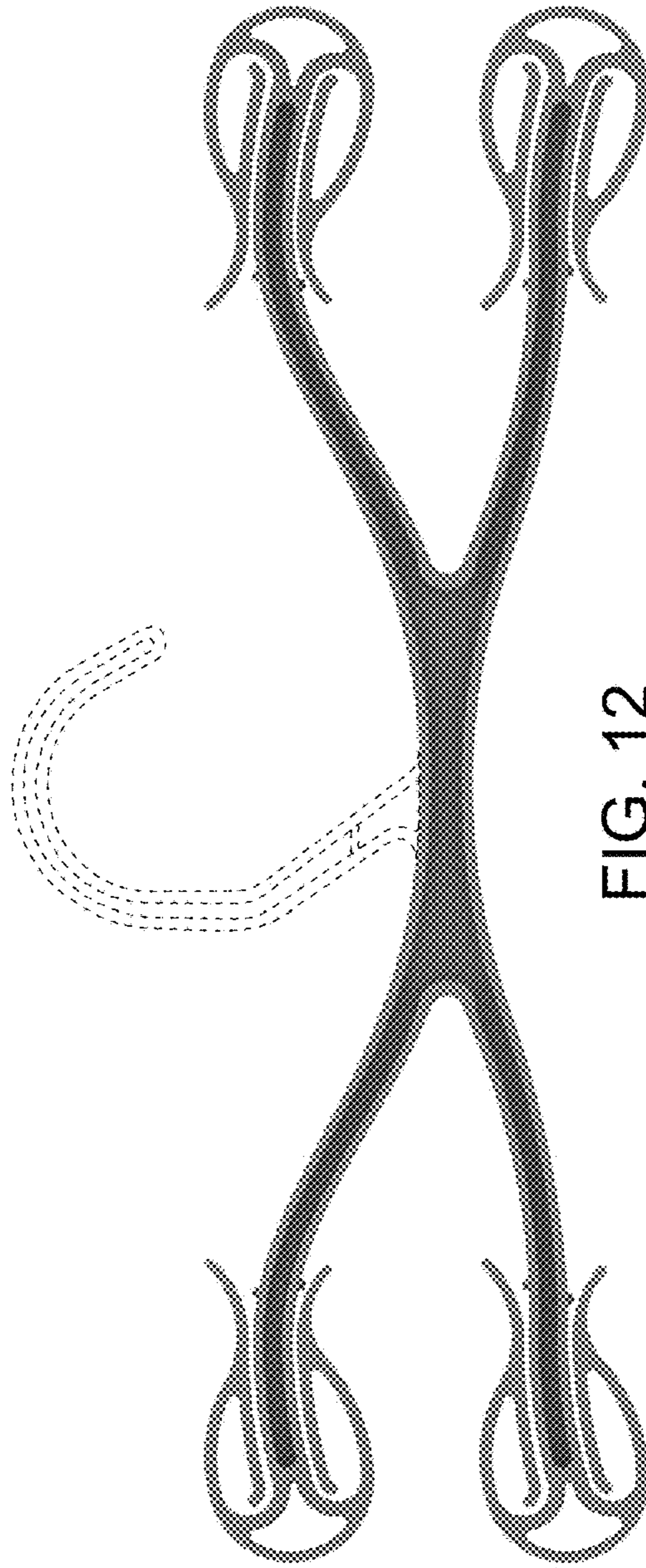


FIG. 12