



US00D828036S

(12) **United States Design Patent** (10) **Patent No.:** **US D828,036 S**
Wainless et al. (45) **Date of Patent:** **** Sep. 11, 2018**

(54) **TOOTHBRUSH**

(71) Applicant: **Colgate-Palmolive Company**, New York, NY (US)

(72) Inventors: **Daniel Wainless**, New Brunswick, NJ (US); **Douglas Hohlbein**, Hopewell, NJ (US)

(73) Assignee: **Colgate-Palmolive Company**, New York, NY (US)

(**) Term: **15 Years**

(21) Appl. No.: **29/609,000**

(22) Filed: **Jun. 27, 2017**

(51) **LOC (11) Cl.** **04-02**

(52) **U.S. Cl.**
USPC **D4/104**

(58) **Field of Classification Search**
USPC D4/100, 101, 102, 103, 104, 105, 106, D4/107, 108, 109, 110, 111, 112, 113, D4/114, 115, 116, 117, 118, 119, 120, D4/121, 122, 123, 134, 135, 126, 127, D4/128, 129, 130, 131, 132, 133, 136, D4/137, 138, 199; D24/194, 195
CPC A46B 9/02; A46B 9/04; A46B 15/0081; A46B 2200/1066; A46B 2200/1073; A46B 5/02; A46B 9/026
See application file for complete search history.

(56) **References Cited**

U.S. PATENT DOCUMENTS

D163,707 S	*	6/1951	Pifer	15/167.1
D287,073 S	*	12/1986	Thompson	D4/105
D324,775 S	*	3/1992	Kreisher	D4/104
D421,184 S	*	2/2000	Koh	D4/104
D454,251 S	*	3/2002	De Swarte	D4/101

D743,703 S	*	11/2015	Harrington	D4/138
D744,242 S	*	12/2015	Harrington	D4/138
D768,995 S	*	10/2016	Xi	D4/104
D768,996 S		10/2016	Xi et al.		
D795,590 S	*	8/2017	Sedic	D4/101
D796,847 S		9/2017	Xi et al.		
9,802,347 B2	*	10/2017	Sorrentino	B29C 45/1642
2017/0065070 A1	*	3/2017	Hohlbein	A46B 9/04
2017/0318955 A1	*	11/2017	Hohlbein	A46B 15/0087

FOREIGN PATENT DOCUMENTS

EM	002778324-0002	*	1/2016
KR	3008634380002	*	7/2016
WO	WO2016/076819		5/2016

* cited by examiner

Primary Examiner — Karen E Eldridge Powers

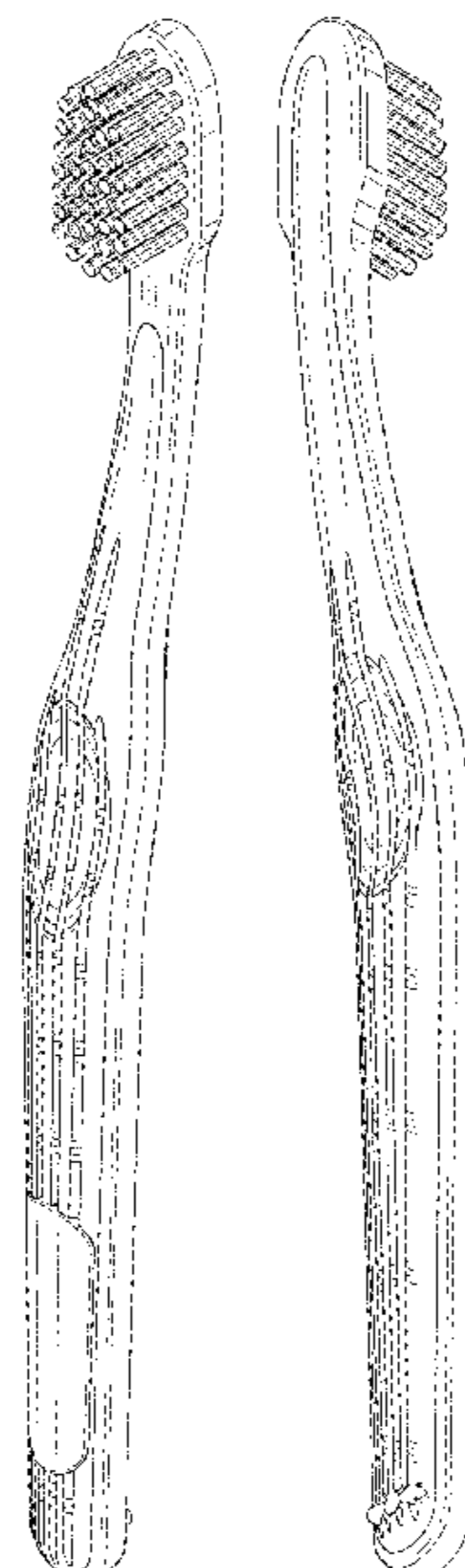
(57) **CLAIM**

The ornamental design for an toothbrush, as shown and described.

DESCRIPTION

FIG. 1 is a front left perspective view of an embodiment of a toothbrush showing the new design;
FIG. 2 is a front right perspective view thereof;
FIG. 3 is a rear right perspective view thereof;
FIG. 4 is a rear left perspective view thereof;
FIG. 5 is a front elevation view thereof;
FIG. 6 is a rear elevation view thereof;
FIG. 7 is a left side elevation view thereof;
FIG. 8 is a right side elevation view thereof;
FIG. 9 is an enlarged top plan view thereof; and,
FIG. 10 is an enlarged bottom plan view thereof.
The broken lines formed by linear segments of equal length are provided for environment only and form no part of the claimed design. The broken lines formed by a dash-dot-dash sequence represent an unclaimed boundary.

1 Claim, 5 Drawing Sheets



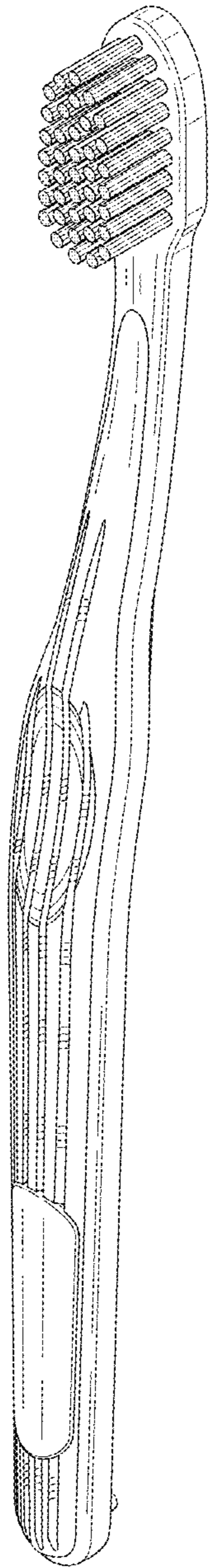


FIG. 1




FIG. 2

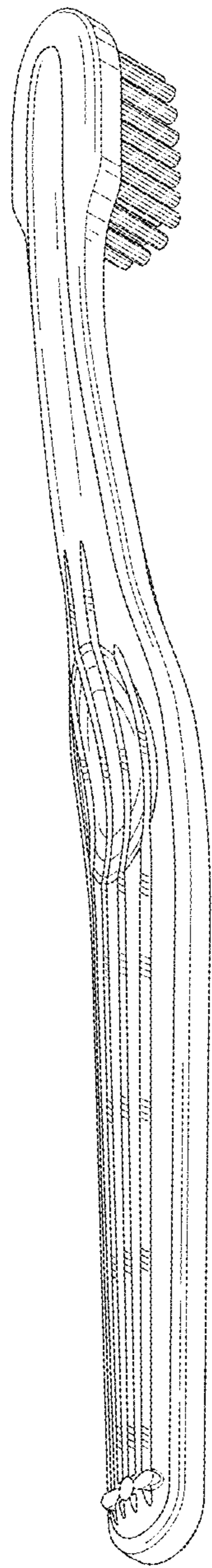


FIG. 3

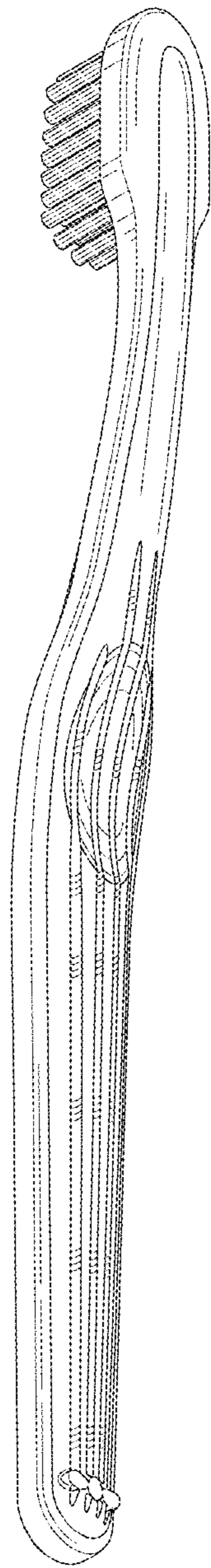


FIG. 4

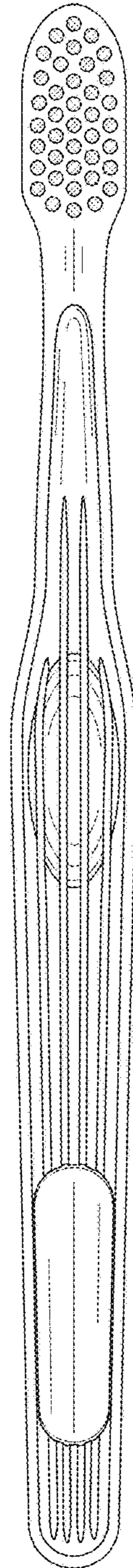


FIG. 5

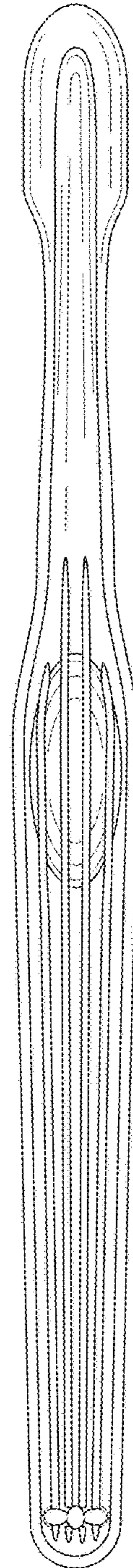


FIG. 6

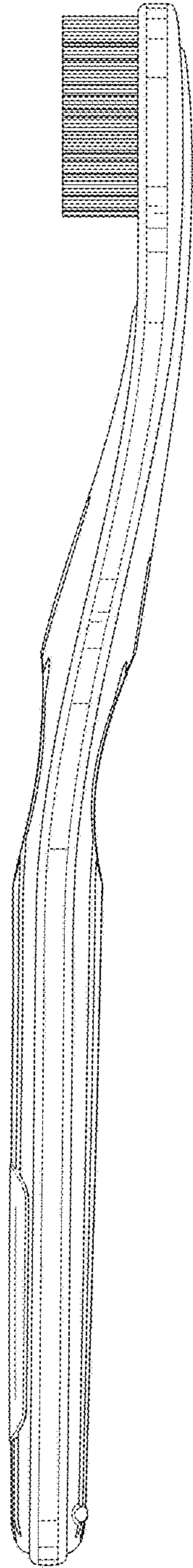


FIG. 7

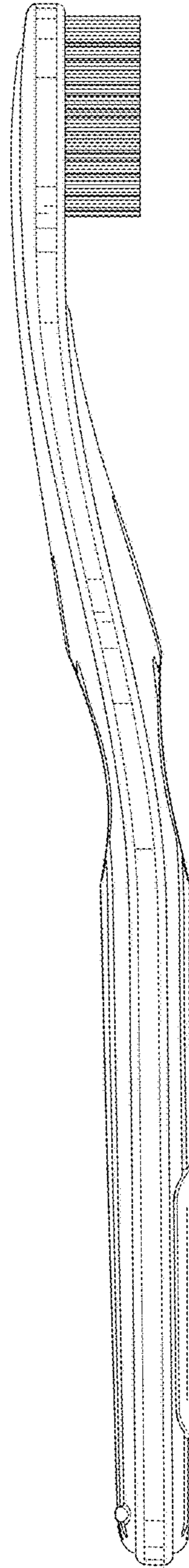


FIG. 8

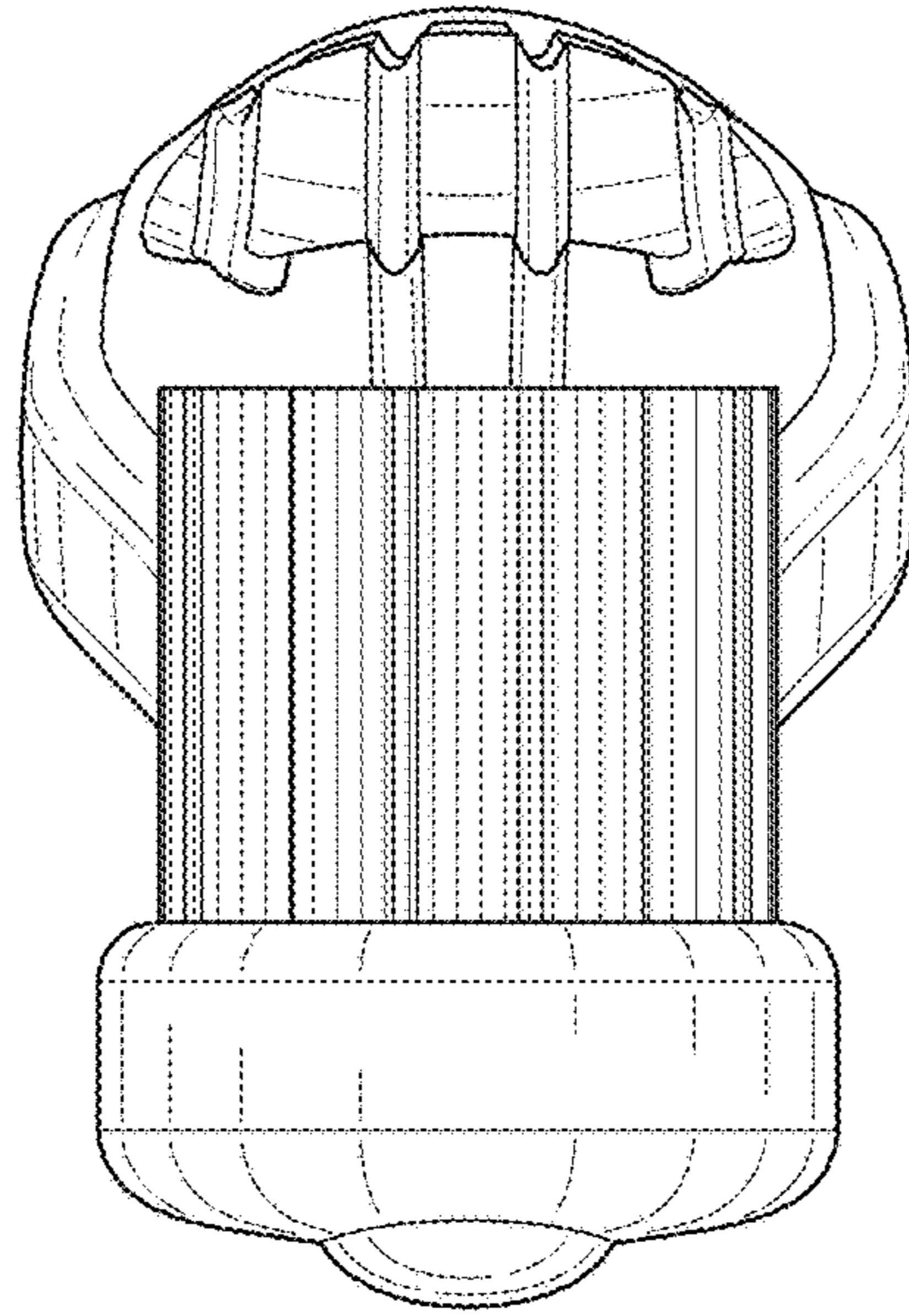


FIG. 9

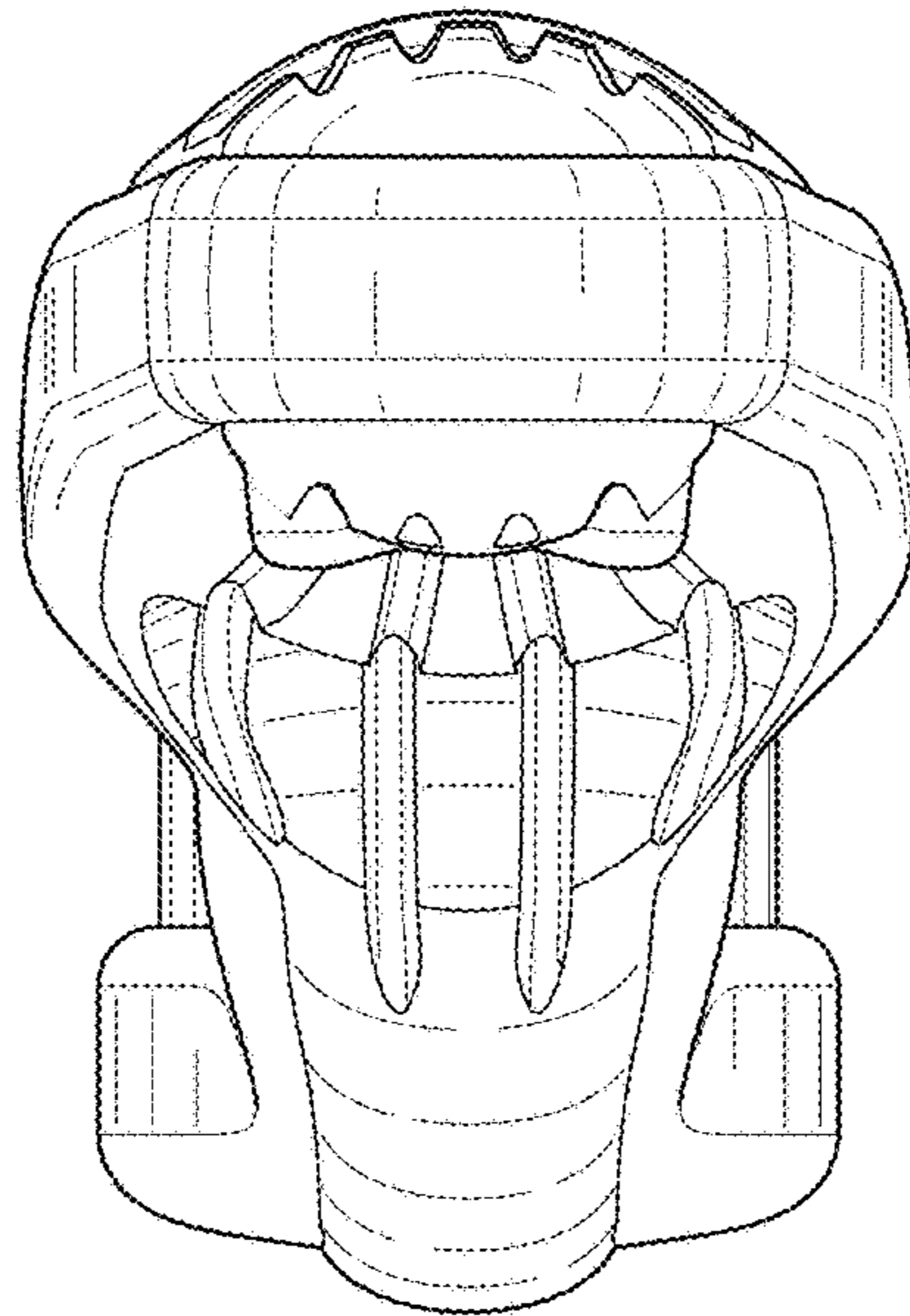


FIG. 10