



US00D828023S

(12) **United States Design Patent**
Serman

(10) **Patent No.:** **US D828,023 S**

(45) **Date of Patent:** **** Sep. 11, 2018**

(54) **TRAVEL WALLET**

D772,568 S * 11/2016 Tappeiner D3/247
D773,181 S * 12/2016 Tappeiner D3/247

(71) Applicant: **Vitaliy L Serman**, Antelope, CA (US)

* cited by examiner

(72) Inventor: **Vitaliy L Serman**, Antelope, CA (US)

Primary Examiner — Holly H Baynham

(**) Term: **15 Years**

(74) *Attorney, Agent, or Firm* — Ming Chow; Sinorica, LLC

(21) Appl. No.: **29/604,348**

(57) **CLAIM**

(22) Filed: **May 17, 2017**

The ornamental design for a travel wallet, as shown and described.

(51) **LOC (11) Cl.** **03-01**

(52) **U.S. Cl.**

USPC **D3/247**

(58) **Field of Classification Search**

USPC D3/247, 249–253

CPC A45C 1/06; A45C 3/08

See application file for complete search history.

DESCRIPTION

(56) **References Cited**

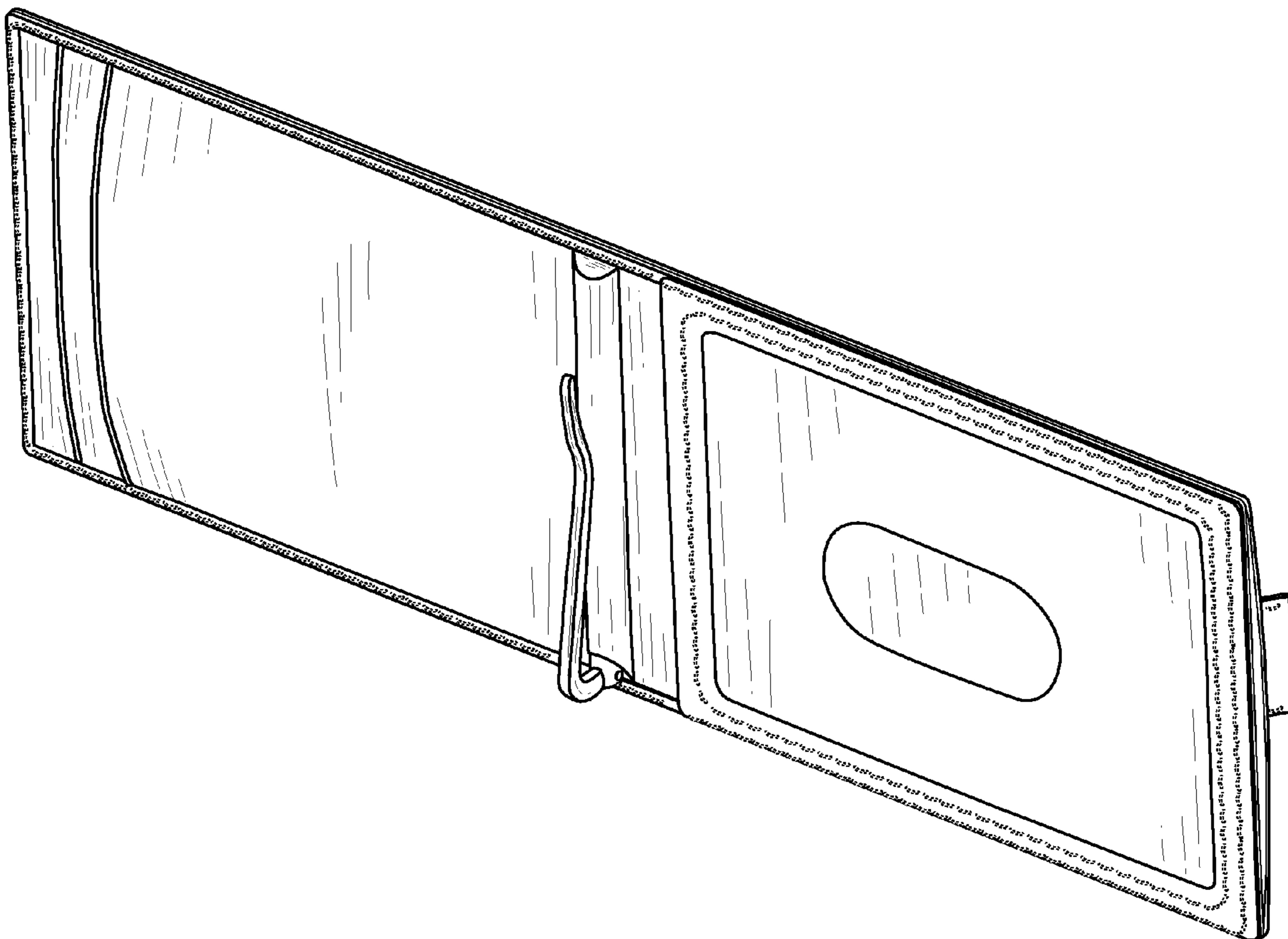
U.S. PATENT DOCUMENTS

D140,486 S * 2/1945 Schoenbeck D3/251
D176,093 S * 11/1955 Anderson et al. D3/250
D202,755 S * 11/1965 Schlessinger D3/250
D248,890 S * 8/1978 Wright, Sr. D3/251
D467,420 S * 12/2002 Bodony D3/249

FIG. 1 is a front right perspective view of a travel wallet; FIG. 2 is a front left perspective view thereof; FIG. 3 is a rear left perspective view thereof; FIG. 4 is a rear right perspective view thereof; FIG. 5 is a front elevational view thereof; FIG. 6 is a rear elevational view thereof; FIG. 7 is a left side elevational view thereof; FIG. 8 is a right side elevational view thereof; FIG. 9 is a top plan view thereof; and, FIG. 10 is a bottom plan view thereof.

The broken line showing of stitching is included for the purpose of illustrating environmental structure and forms no part of the claimed design.

1 Claim, 10 Drawing Sheets



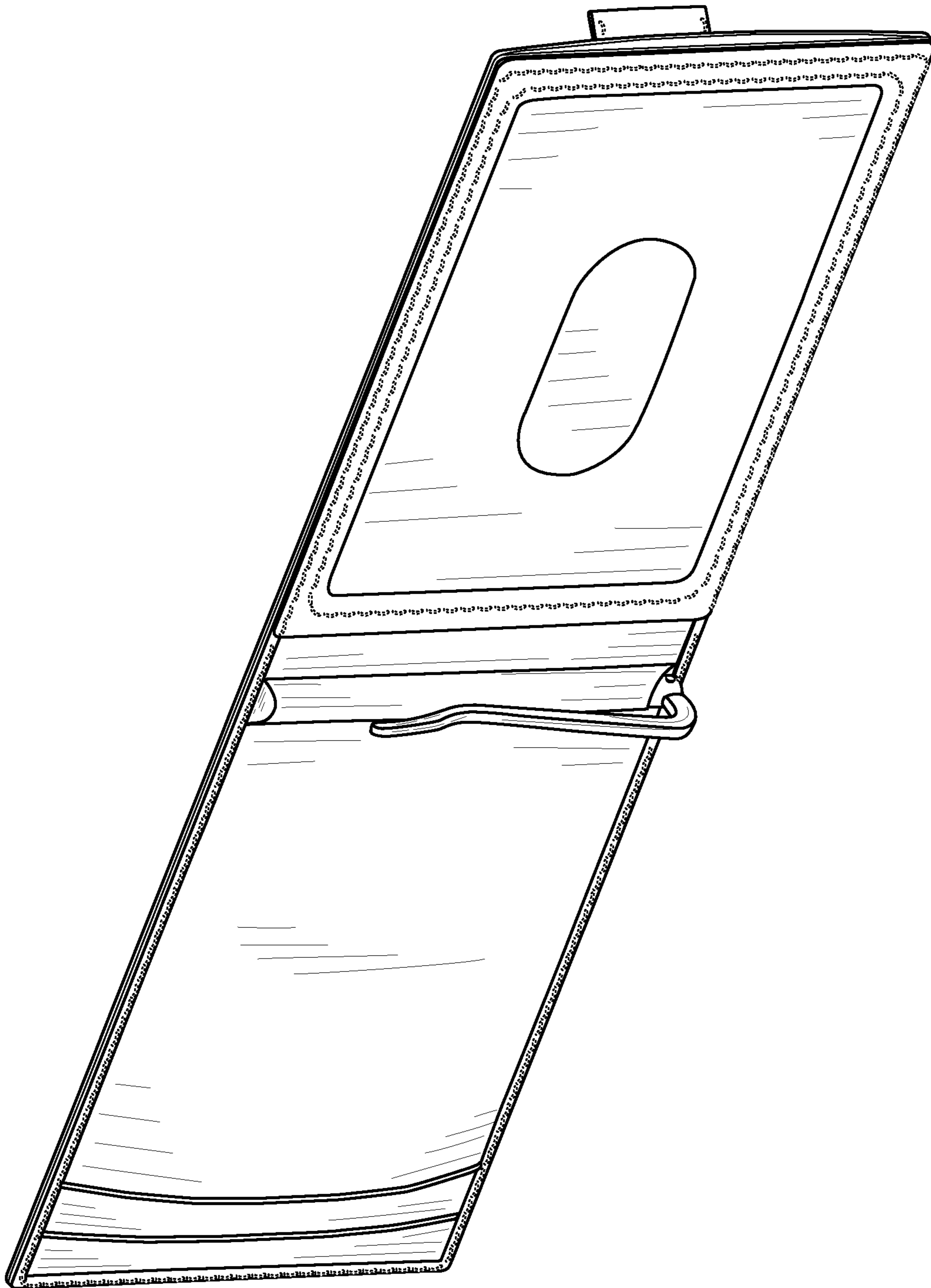


FIG. 1




FIG. 2

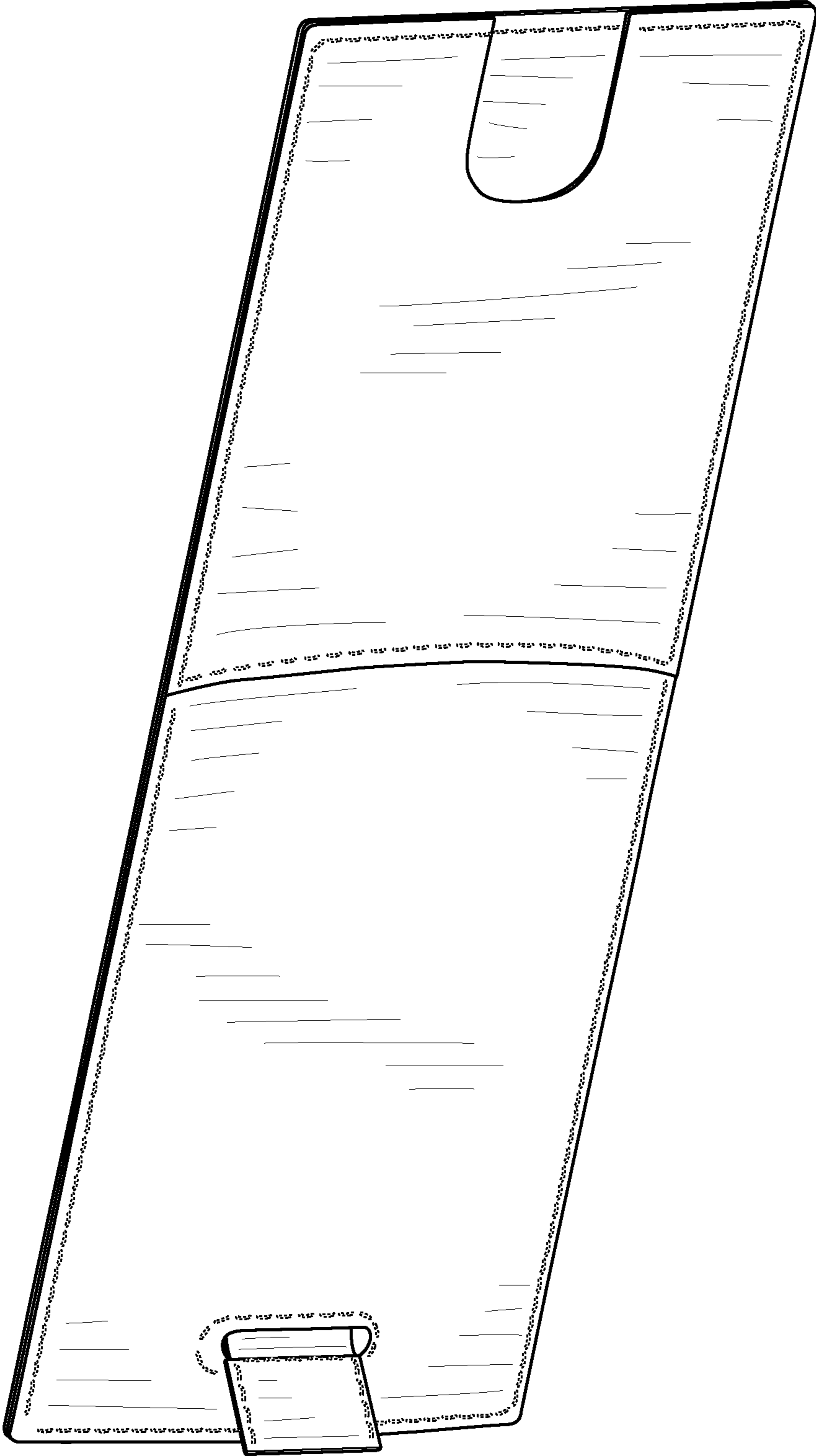


FIG. 3

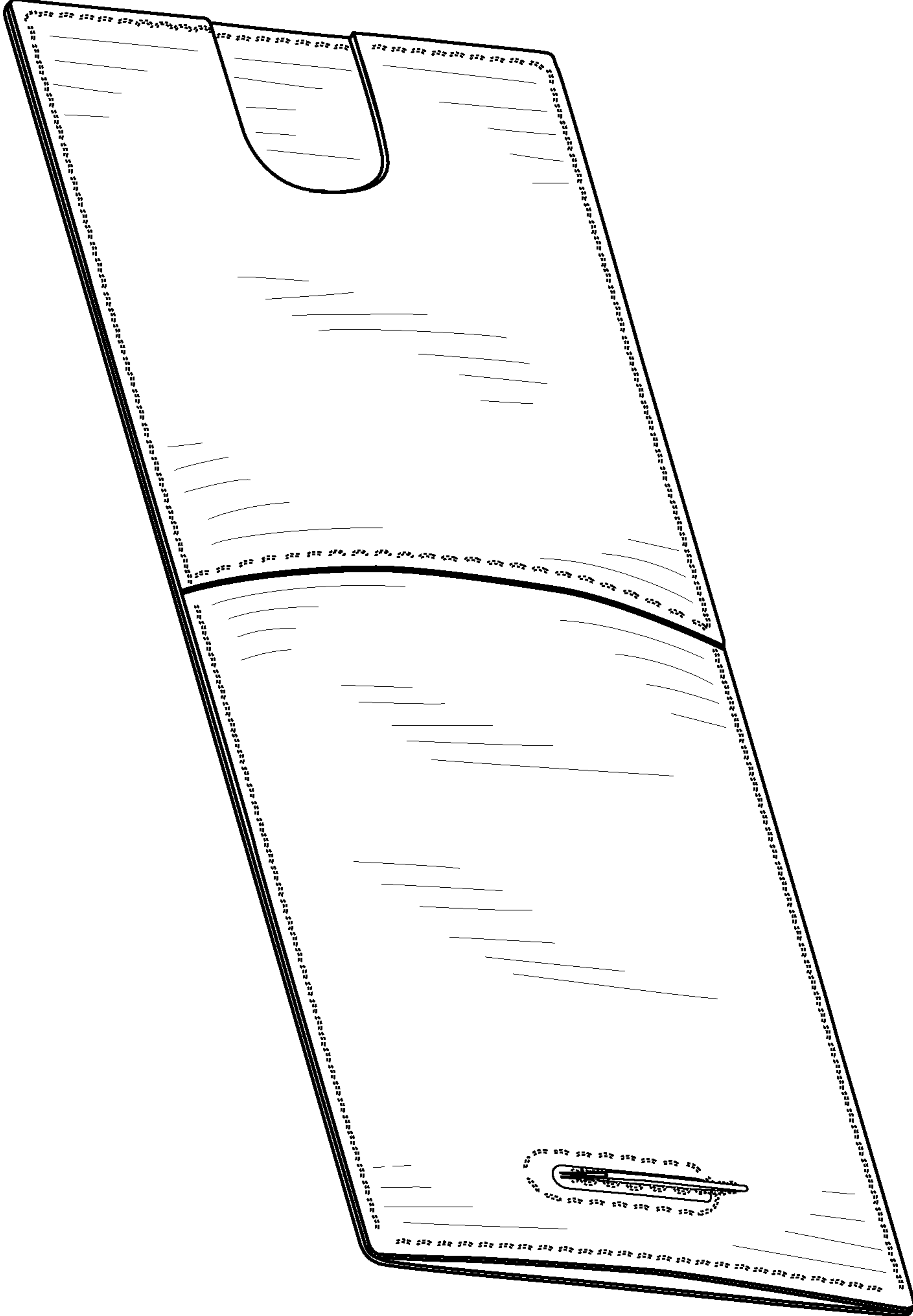


FIG. 4




FIG. 5




FIG. 6




FIG. 7




FIG. 8

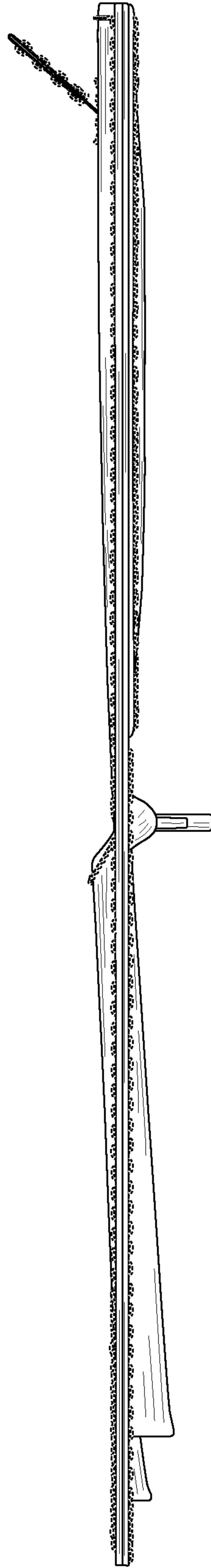


FIG. 9

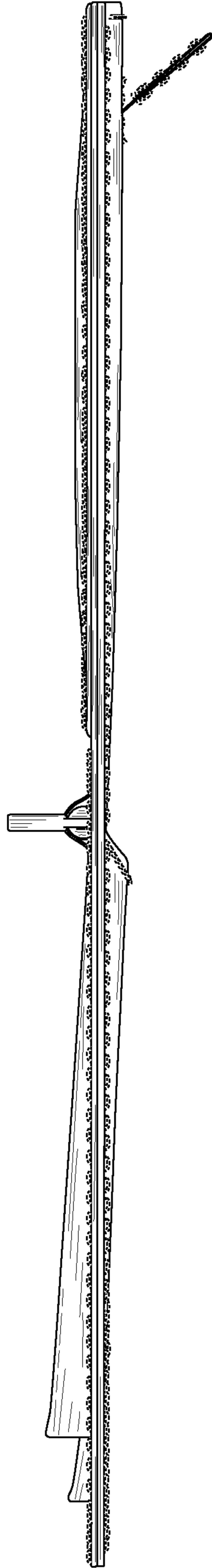


FIG. 10