



US00D828006S

(12) **United States Design Patent** (10) **Patent No.:** **US D828,006 S**  
**Akin et al.** (45) **Date of Patent:** **\*\* Sep. 11, 2018**

(54) **UMBRELLA CAP**  
(71) Applicant: **ZON**, Manhattan Beach, CA (US)  
(72) Inventors: **Sarah Akin**, Manhattan Beach, CA (US); **David Johnson**, San Francisco, CA (US)  
(73) Assignee: **ZON**, Manhattan Beach, CA (US)  
(\*\*) Term: **15 Years**  
(21) Appl. No.: **29/565,820**  
(22) Filed: **May 24, 2016**

D345,645 S 4/1994 Good  
D371,902 S 7/1996 Lee  
6,830,058 B2 12/2004 Li  
6,923,058 B2 8/2005 Nieman et al.  
7,000,624 B2 2/2006 Chang  
7,013,903 B2 3/2006 Li  
7,562,667 B2 7/2009 Li  
D623,844 S 9/2010 Elder  
D637,389 S 5/2011 Beaulieu  
D638,622 S 5/2011 He  
D668,443 S 10/2012 Sims, II  
8,360,079 B2 1/2013 Li  
8,393,340 B2 3/2013 Tung  
D684,353 S 6/2013 Grohs  
D700,772 S 3/2014 Akin  
D703,940 S 5/2014 Akin  
D704,428 S 5/2014 Akin  
2002/0078986 A1 6/2002 Tsun

**Related U.S. Application Data**

(60) Continuation of application No. 29/526,699, filed on May 12, 2015, now Pat. No. Des. 756,623, which is a division of application No. 29/468,004, filed on Sep. 25, 2013, now Pat. No. Des. 728,919, which is a continuation of application No. 29/461,658, filed on Jul. 26, 2013, now Pat. No. Des. 693,560.  
(51) **LOC (11) Cl.** ..... **03-03**  
(52) **U.S. Cl.**  
USPC ..... **D3/5; D3/10**  
(58) **Field of Classification Search**  
USPC ..... D3/5, 10; 135/15.1, 33.2, 20.1  
See application file for complete search history.

**References Cited**

**U.S. PATENT DOCUMENTS**

312,446 A 2/1885 Drake  
2,571,634 A 10/1951 Von Gunten  
2,679,256 A 5/1954 Bocchino et al.  
3,456,661 A 7/1969 Farley  
4,193,389 A 3/1980 Ku  
4,836,232 A 6/1989 De Rosa et al.  
D320,111 S \* 9/1991 Ma ..... 135/28

\* cited by examiner

*Primary Examiner* — John Windmuller

(74) *Attorney, Agent, or Firm* — Aka Chan LLP

(57) **CLAIM**

The ornamental design for an umbrella cap, as shown and described.

**DESCRIPTION**

FIG. 1 shows a perspective view of a design for an umbrella cap.

FIG. 2 shows a first side view of FIG. 1.

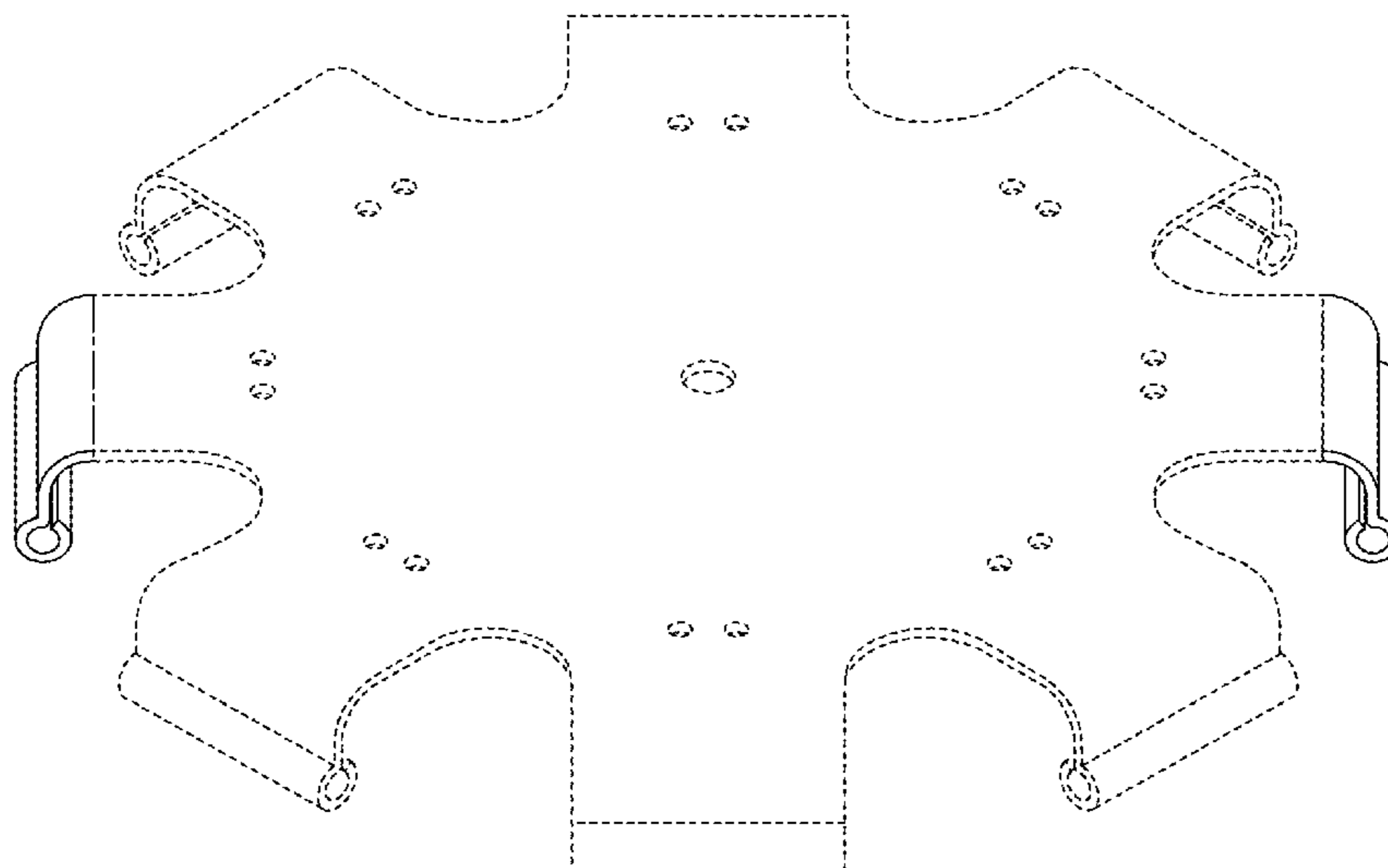
FIG. 3 shows a second side view of FIG. 1.

FIG. 4 shows a top view of FIG. 1; and,

FIG. 5 shows a perspective view of FIG. 1 in use in an umbrella.

The broken-line features in the figures are for illustrative purposes only and form no part of the claimed design. The umbrella in FIG. 5 is unclaimed environmental subject matter.

**1 Claim, 5 Drawing Sheets**



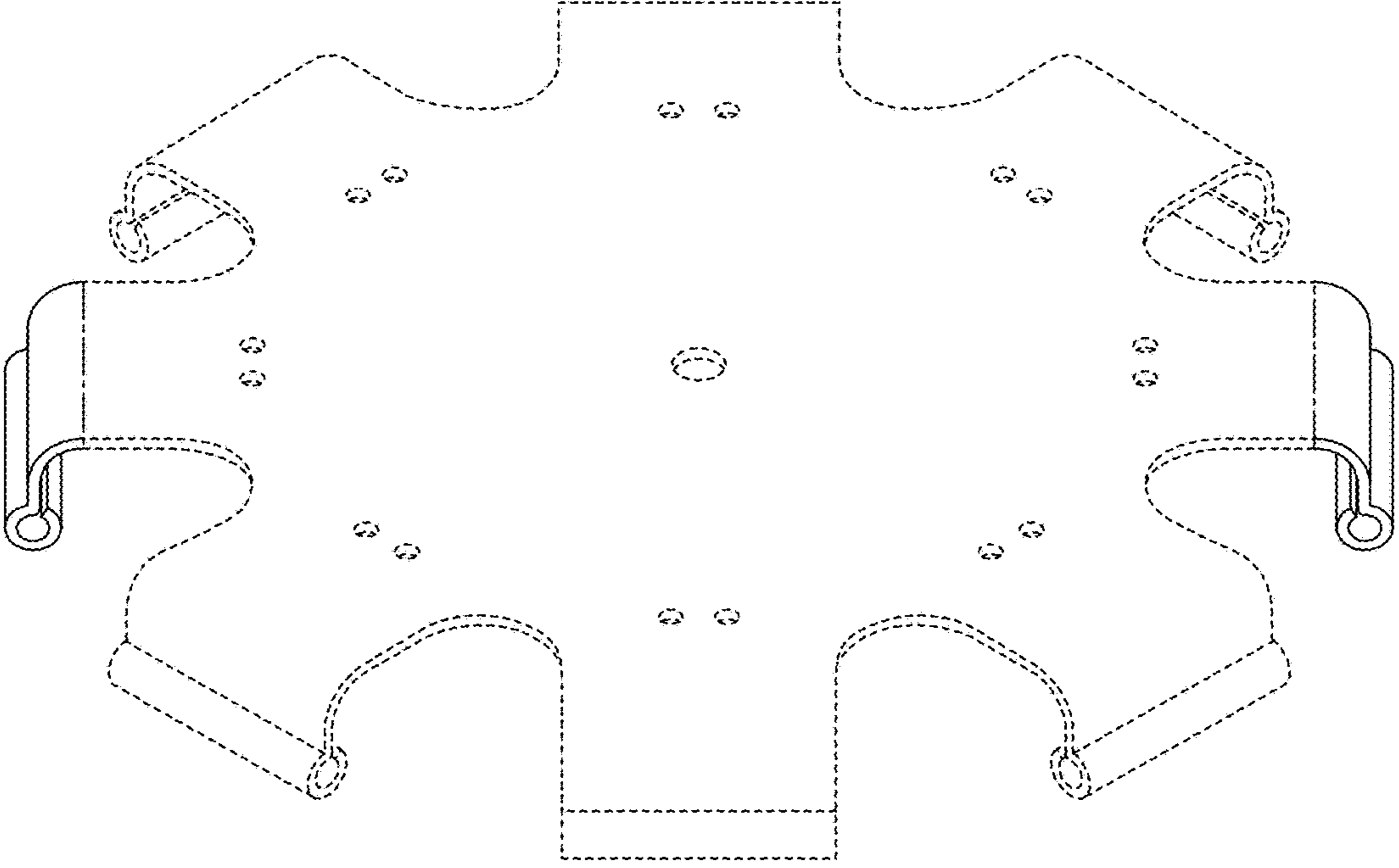


FIG. 1




FIG. 2




FIG. 3

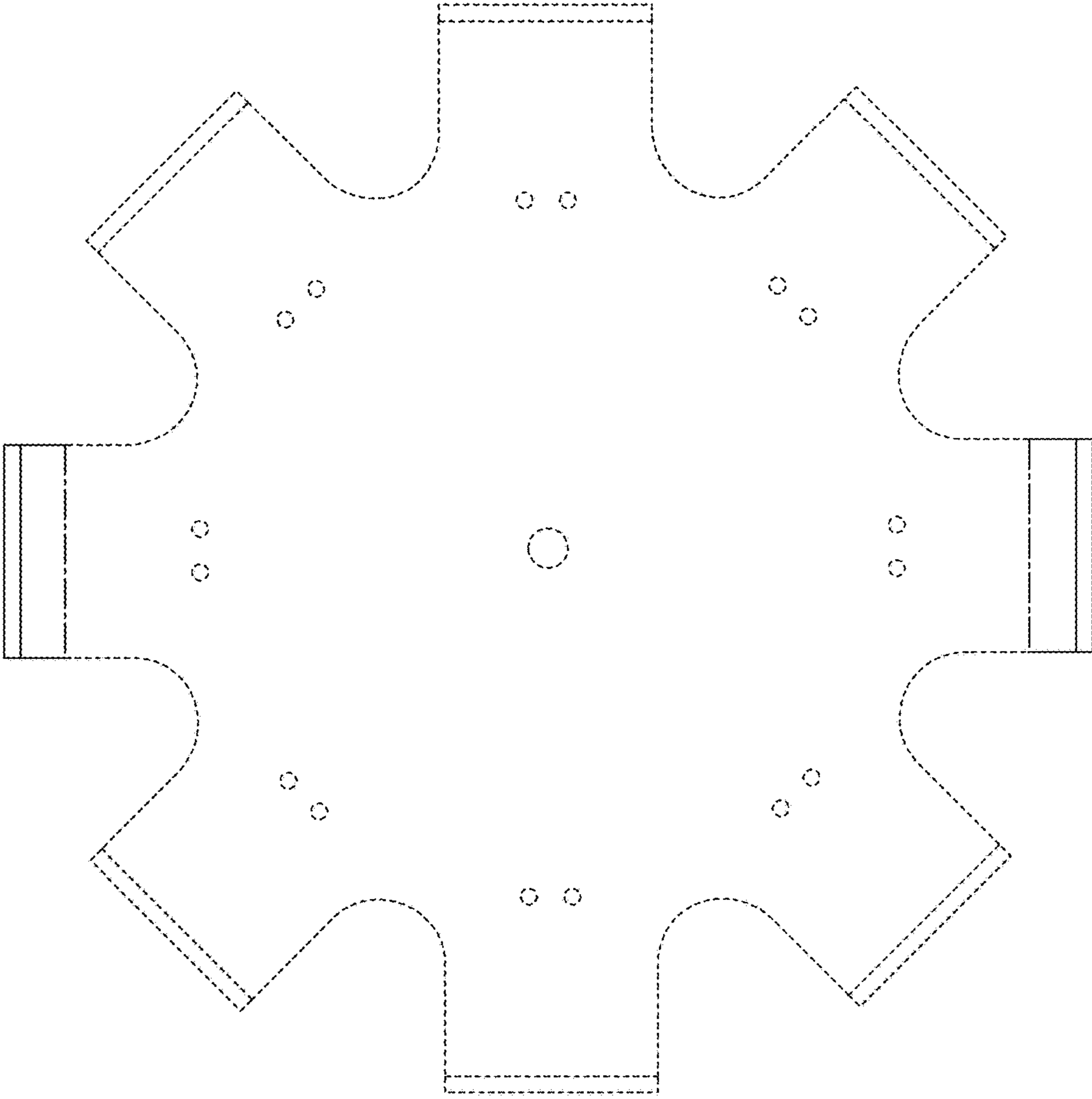


FIG. 4

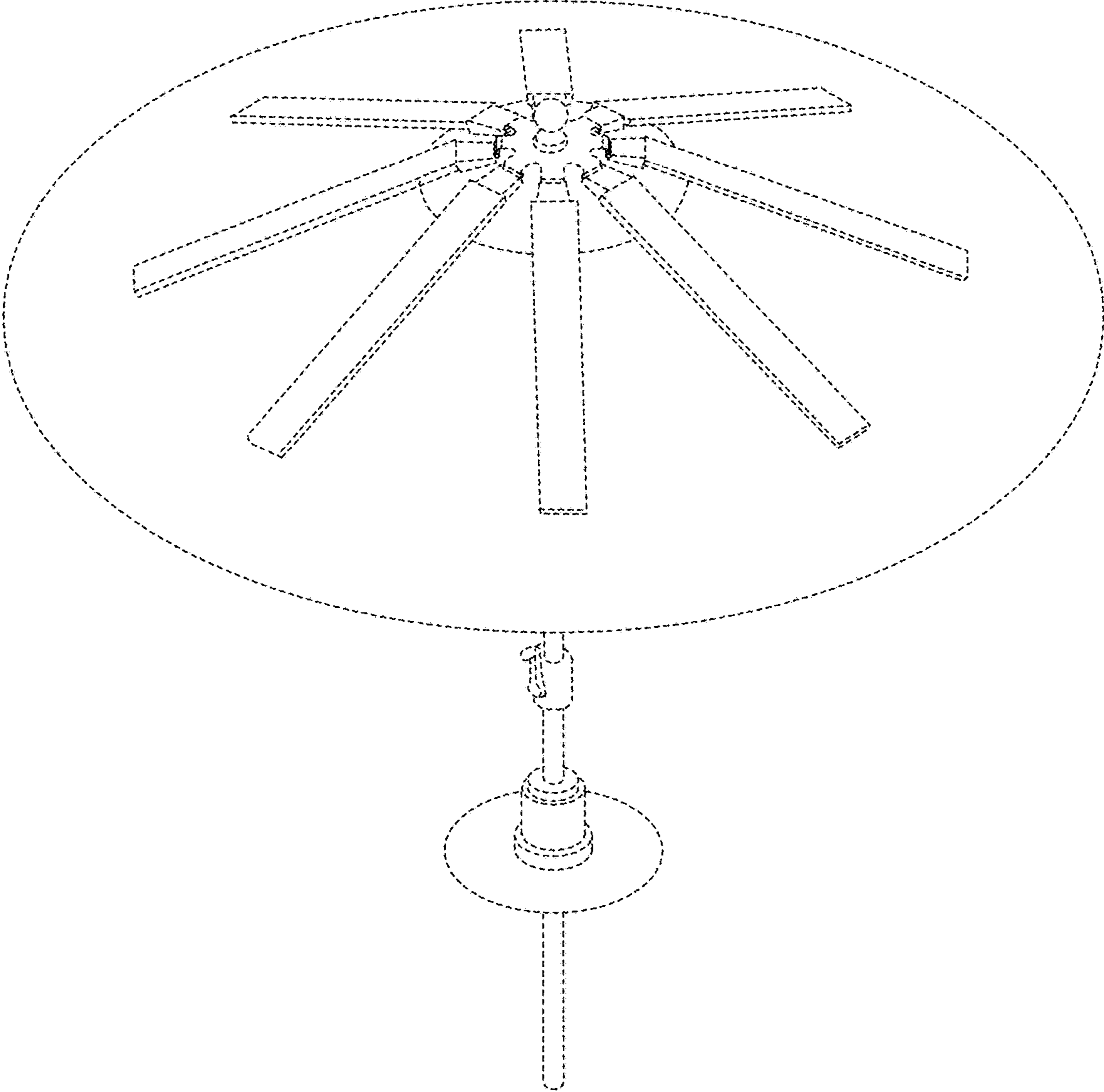


FIG. 5