



US00D827987S

(12) **United States Design Patent** (10) **Patent No.:** **US D827,987 S**
Tchao et al. (45) **Date of Patent:** **** Sep. 11, 2018**

(54) **COAT EXTENSION**

(71) Applicants: **Danielle Tchao**, Toronto (CA); **Freda Bernadette Langelo**, Toronto (CA)

(72) Inventors: **Danielle Tchao**, Toronto (CA); **Freda Bernadette Langelo**, Toronto (CA)

(**) Term: **15 Years**

(21) Appl. No.: **29/571,546**

(22) Filed: **Jul. 19, 2016**

(51) **LOC (11) Cl.** **02-02**

(52) **U.S. Cl.**
USPC **D2/853**

(58) **Field of Classification Search**
USPC D2/853, 828
CPC A41D 15/00; A41D 1/00; A41D 1/20
See application file for complete search history.

(56) **References Cited**

U.S. PATENT DOCUMENTS

2,261,662 A 11/1941 Reno
2,779,944 A * 2/1957 Flach A41D 15/00
2/85

(Continued)

FOREIGN PATENT DOCUMENTS

CA 2767890 A1 8/2013

OTHER PUBLICATIONS

The Find: Great gifts for baby and mom by Carolyn Griswold. Posted to Post City Toronto. Date Dec. 10, 2014. Available at the Internet: < <http://www.postcity.com/Eat-Shop-Do/Shop/December-2014/The-Find-Great-gifts-for-baby-and-mom/> >.*

(Continued)

Primary Examiner — Kevin K Rudzinski
(74) *Attorney, Agent, or Firm* — Ledgley Law; Cynthia J. Ledgley

(57) **CLAIM**

We claim the ornamental design for a coat extension, as shown and described.

DESCRIPTION

FIG. 1 is a Front Perspective view of the first variant of a coat extension showing our new design.

FIG. 2 is a Rear Perspective view of the coat extension shown in FIG. 1.

FIG. 3 is a Close-up view of a portion of the coat extension shown in FIG. 1 and FIG. 10.

FIG. 4 is a Left side view of the coat extension shown in FIG. 1.

FIG. 5 is a Front view of the coat extension shown in FIG. 1.

FIG. 6 is a Right side view of the coat extension shown in FIG. 1.

FIG. 7 is a Rear view of the coat extension shown in FIG. 1.

FIG. 8 is a Top view of the coat extension shown in FIG. 1.

FIG. 9 is a Bottom view of the coat extension shown in FIG. 1.

FIG. 10 is a Front Perspective view of a second embodiment of a coat extension showing our new design.

FIG. 11 is a Rear Perspective view of the coat extension shown in FIG. 10.

FIG. 12 is a Left side view of the coat extension shown in FIG. 10.

FIG. 13 is a Front view of the coat extension shown in FIG. 10.

FIG. 14 is a Right side view of the coat extension shown in FIG. 10.

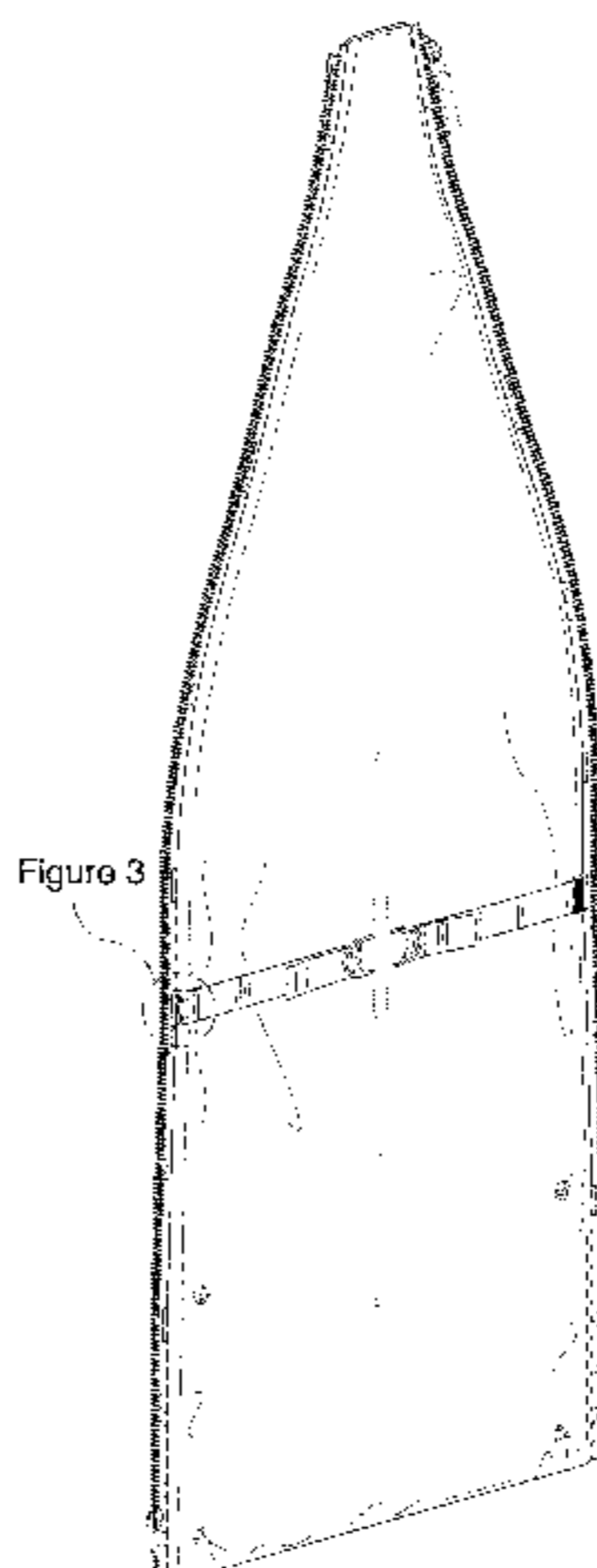
FIG. 15 is a Rear view of the coat extension shown in FIG. 10.

FIG. 16 is a Top view of the coat extension shown in FIG. 10; and,

FIG. 17 is a Bottom view of the coat extension shown in FIG. 10.

The broken lines shown represent unclaimed subject matter and form no part of the claimed design.

1 Claim, 9 Drawing Sheets



(56)

References Cited

U.S. PATENT DOCUMENTS

5,341,514	A *	8/1994	Dale	A41D 15/00	
						2/106
D423,762	S *	5/2000	Dale	D2/828	
7,707,651	B2	5/2010	White			
9,468,240	B2 *	10/2016	Lee	A41D 1/20	
2006/0130220	A1	6/2006	Morgan			
2010/0107300	A1 *	5/2010	Yiu	A41D 1/20	
						2/85

OTHER PUBLICATIONS

Make My Belly Fit, "Bellyfit", Packaging, 2014, 2 pages.

Kokoala, "Kokoala Zip-In Coat Extension User Guide", User Guide, 2014, 2 pages, retrieved from <<https://www.kokoala.ca/media/wysiwyg/Modedemploi2014.pdf>>.

Bridge the Bump, Coat Extension (2014/2015 season), Photograph, 1 page, photograph taken Aug. 2014 in Toronto, Canada.

Bellycoat, "Bellycoat Jacket Extension (must be used with extender)", retrieved on Oct. 11, 2016 from <<http://www.bellycoat.com/Clip-in-Maternity-Jacket-Extension-p/jacket-extension.htm>>.

Bellycoat, "Bellycoat Jacket Extender", retrieved on Oct. 11, 2016 from <<http://www.bellycoat.com/Clip-in-Maternity-Jacket-Extender-Coat-Extension-p/jacket-extender.htm>>.

Bellycoat, "Bellycoat Jacket Extender + Extension", retrieved on Oct. 11, 2016 from <<http://www.bellycoat.com/Clip-in-Maternity-Jacket-Extender-Coat-Extension-p/jacket-extender-extension.htm>>.

Kokoala, "Kokoala Zip-in Coat Extension", Photograph of Packaging, 1 page, photograph taken Aug. 17, 2015 in Toronto, Canada.

* cited by examiner

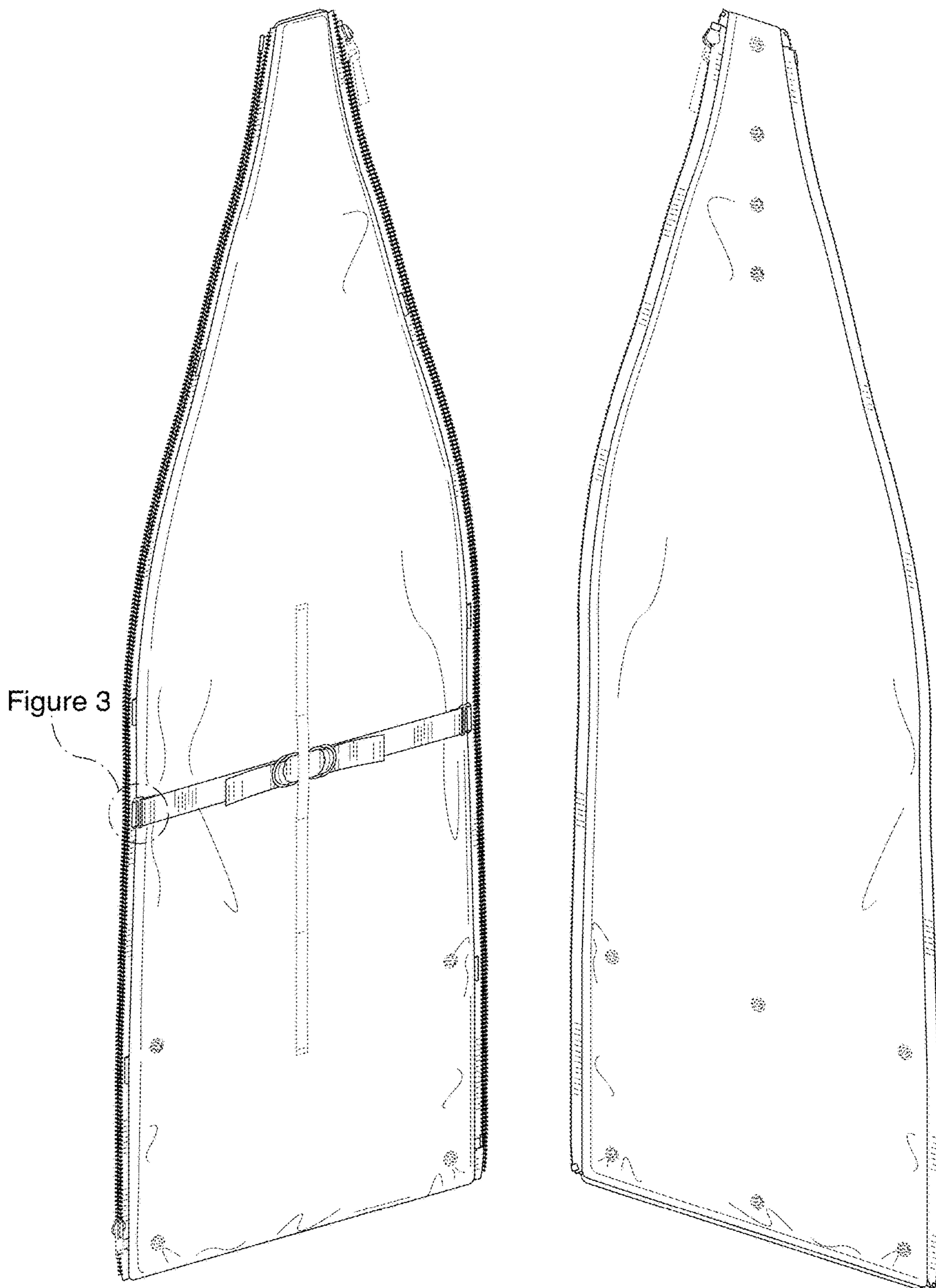


FIG. 1

FIG. 2

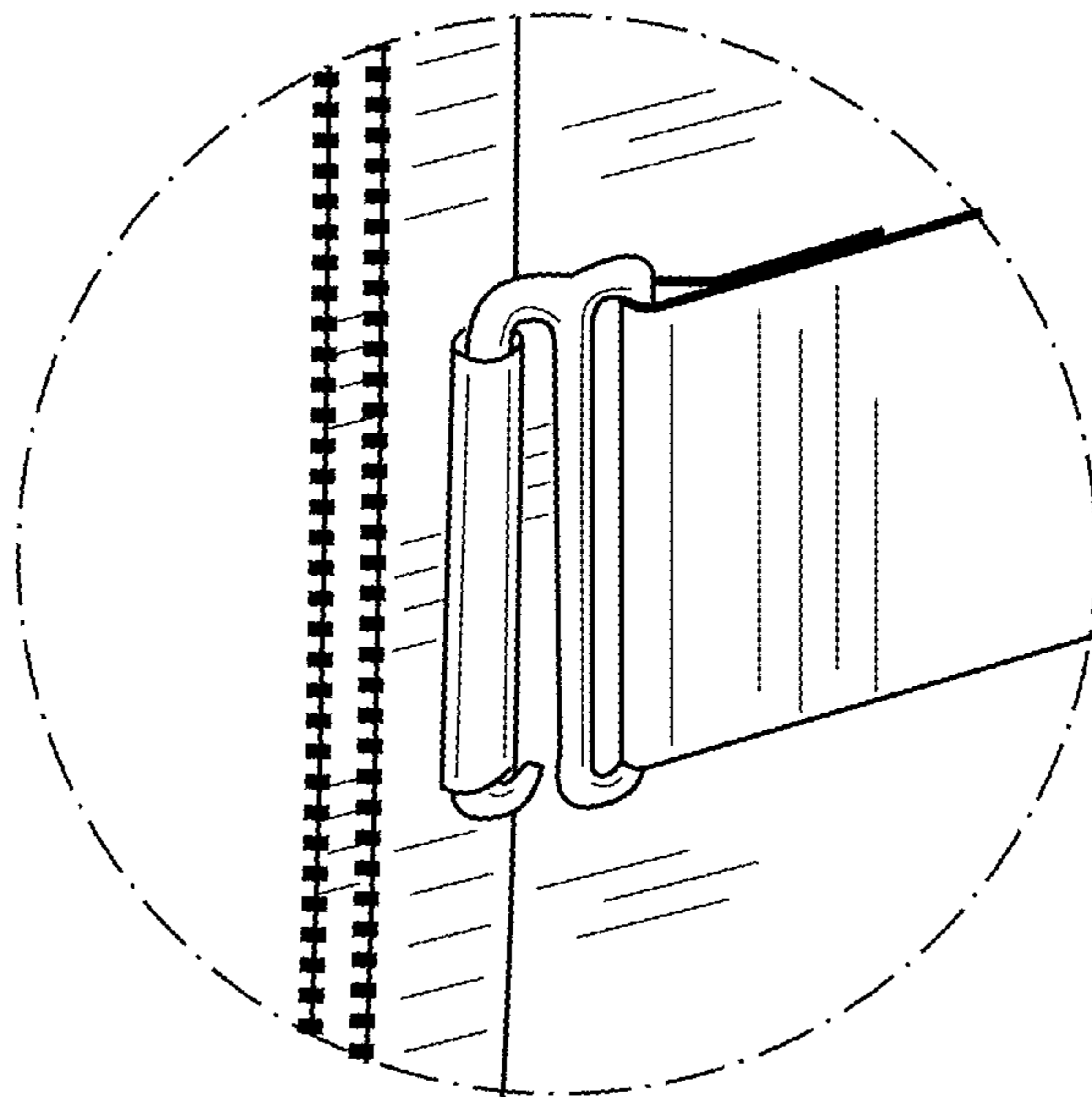


FIG. 3




FIG. 4

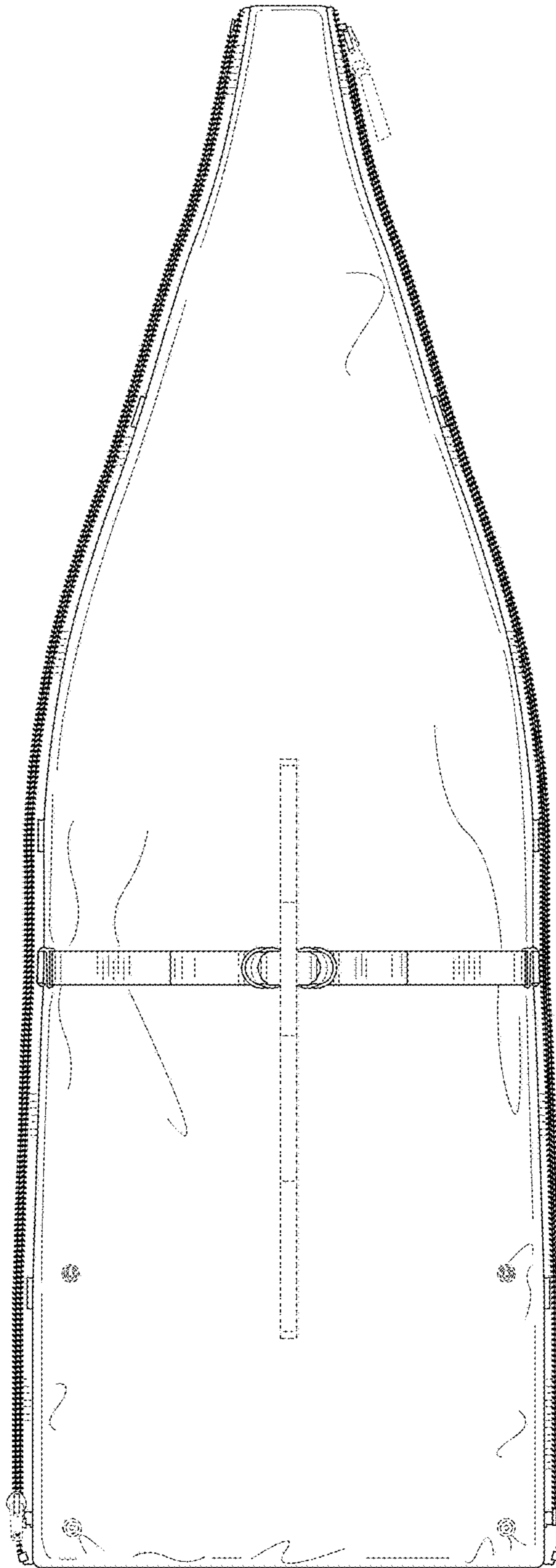


FIG. 5



FIG. 6

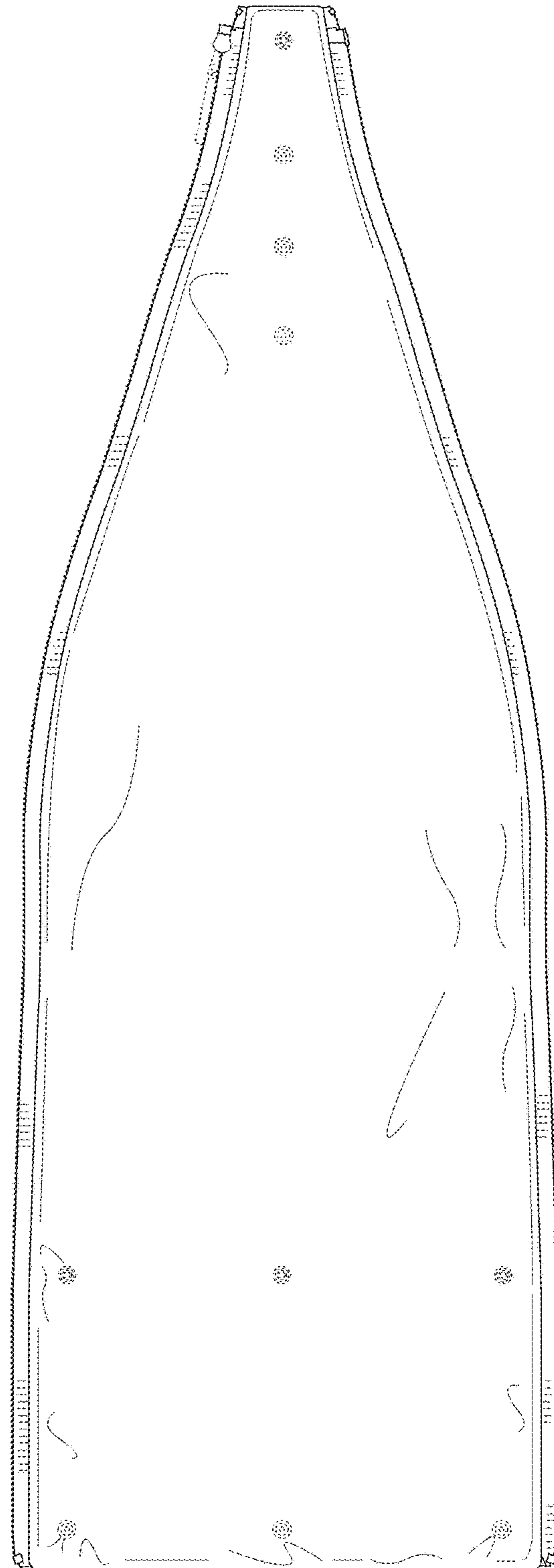


FIG. 7




FIG. 8




FIG. 9

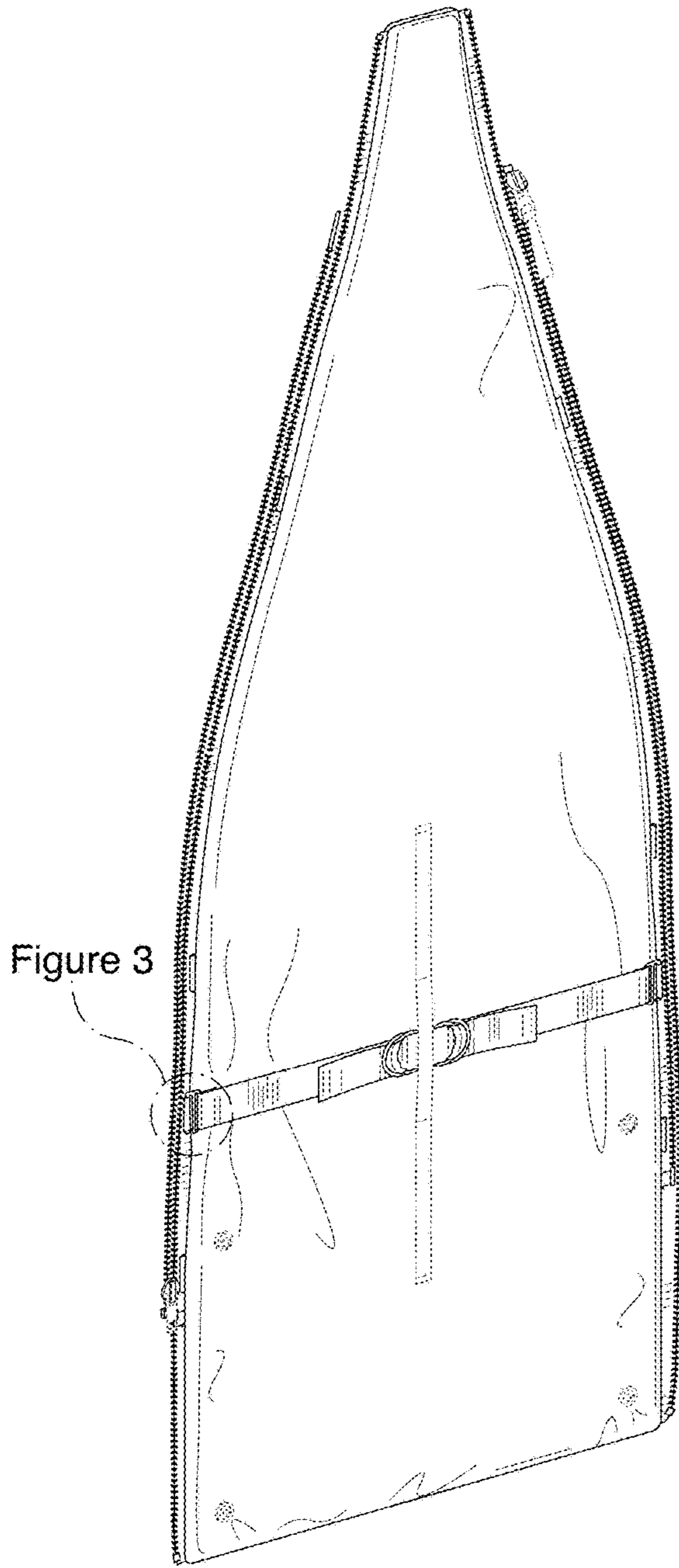


FIG. 10

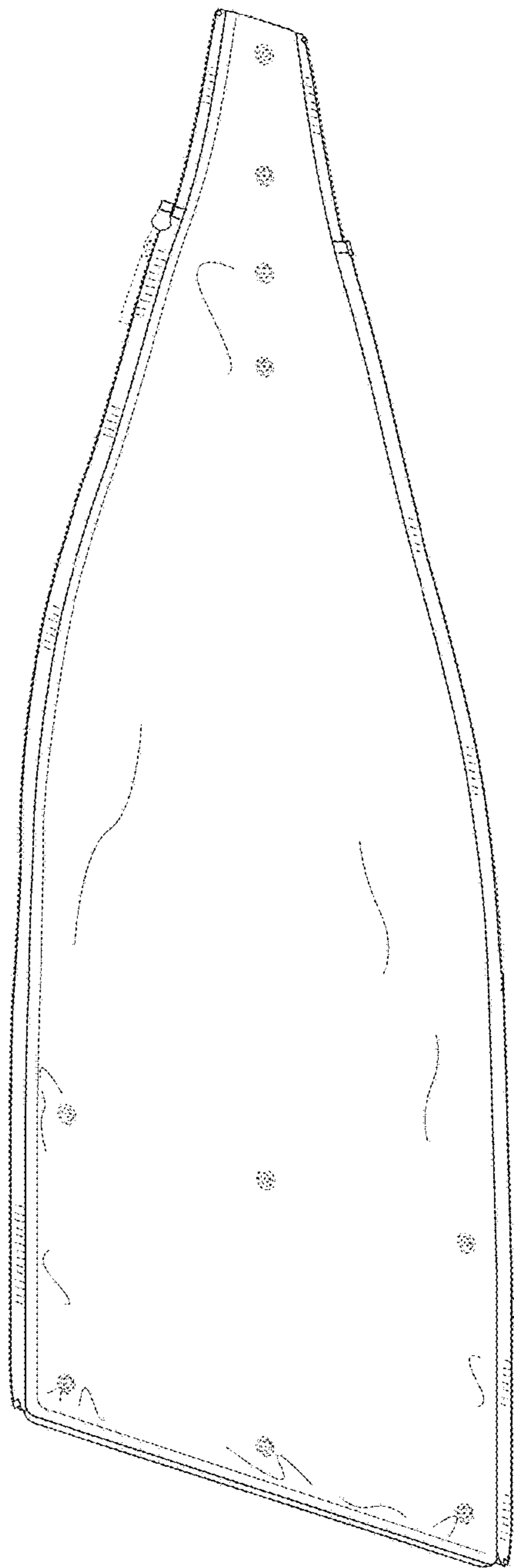


FIG. 11




FIG. 12

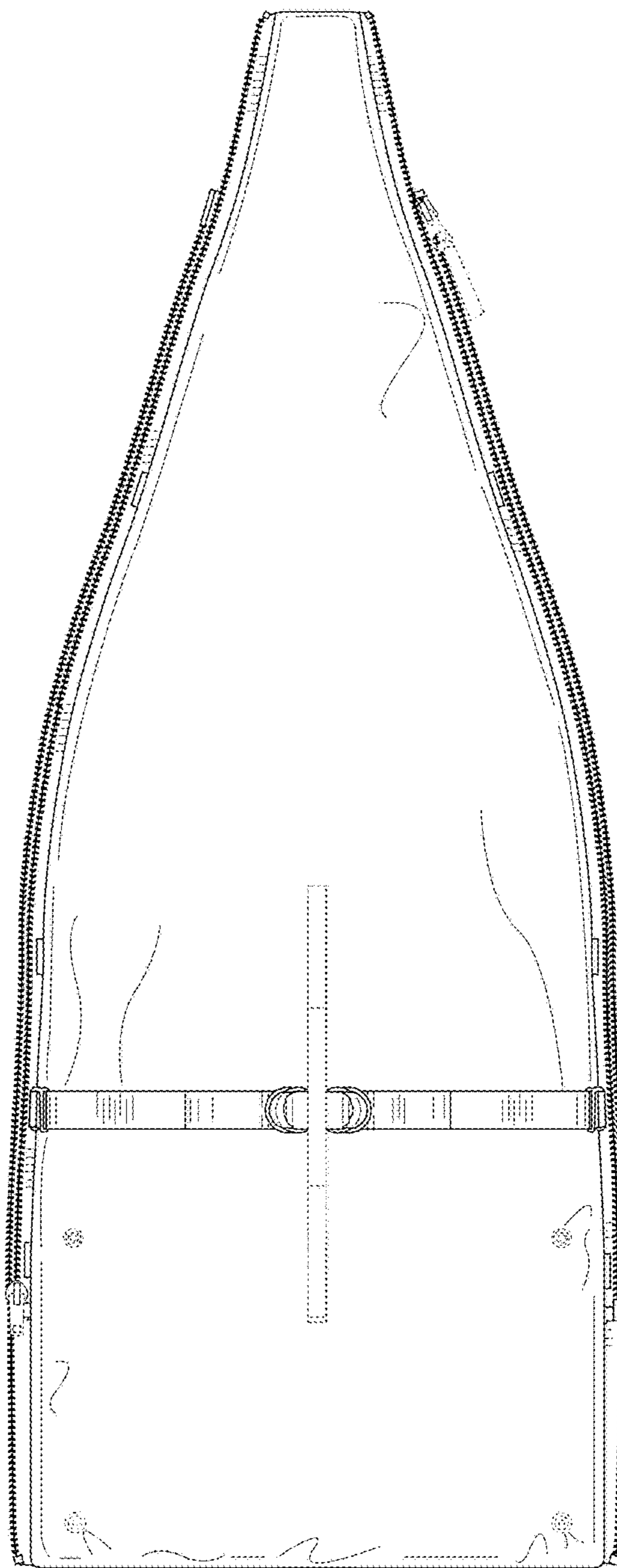


FIG. 13



FIG. 14

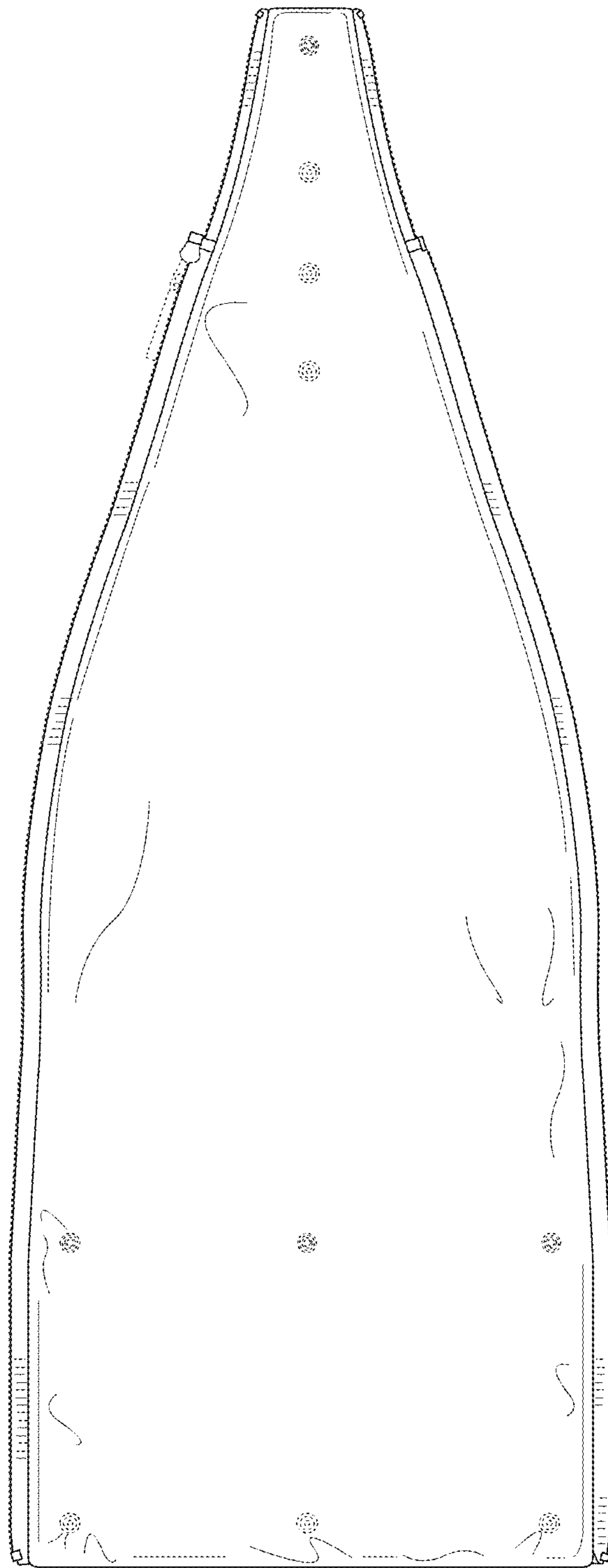


FIG. 15




FIG. 16




FIG. 17