



US00D827983S

(12) **United States Design Patent** (10) **Patent No.:** **US D827,983 S**  
**Mong et al.** (45) **Date of Patent:** **\*\* Sep. 11, 2018**

(54) **GARMENT**  
(71) Applicant: **NIKE, Inc.**, Beaverton, OR (US)  
(72) Inventors: **Vivian Mong**, Beaverton, OR (US);  
**Kevin Lancelin**, Beaverton, OR (US);  
**Alexa Manos-Gully**, Beaverton, OR (US); **Karl Pinfeld**, Beaverton, OR (US)  
(73) Assignee: **NIKE, Inc.**, Beaverton, OR (US)  
(\*\*) Term: **15 Years**  
(21) Appl. No.: **29/598,390**  
(22) Filed: **Mar. 24, 2017**  
(51) **LOC (11) Cl.** ..... **02-02**  
(52) **U.S. Cl.**  
USPC ..... **D2/742**  
(58) **Field of Classification Search**  
USPC ..... D2/731, 742, 738, 748, 747; 2/227, 220  
CPC . A41D 1/00; A41D 1/067; A41D 1/08; A41D 1/06; A41D 15/002; A41D 15/005; A41D 7/00; A41D 7/001; A41D 7/005; A41D 7/006; A41C 1/00; A41C 1/06  
See application file for complete search history.

(56) **References Cited**  
U.S. PATENT DOCUMENTS  
D512,812 S \* 12/2005 Ota ..... D2/731  
D514,774 S \* 2/2006 Africa ..... D2/714  
D550,428 S \* 9/2007 Kern ..... D2/742  
7,849,518 B2 \* 12/2010 Moore ..... A41D 1/08  
2/220  
8,938,815 B2 \* 1/2015 Vaughn ..... A41D 1/08  
2/227  
D743,670 S \* 11/2015 Gust ..... A41D 1/08  
D2/738

9,596,893 B2 \* 3/2017 Fukuyo ..... A41D 1/08  
9,668,524 B2 \* 6/2017 Harris ..... A41D 1/06  
D802,255 S \* 11/2017 Schneider ..... D2/738  
D811,044 S \* 2/2018 Lomax ..... D2/731

\* cited by examiner  
*Primary Examiner* — Robin V Webster  
*Assistant Examiner* — James C Thorn, Sr.  
(74) *Attorney, Agent, or Firm* — Shook, Hardy and Bacon L.L.P.

(57) **CLAIM**  
The ornamental design for a garment, as shown and described.

**DESCRIPTION**  
FIG. 1 is a front perspective view of a garment showing a first configuration of our new design according to a first embodiment;  
FIG. 2 is a front view thereof;  
FIG. 3 is a first side view thereof;  
FIG. 4 is a second side view thereof;  
FIG. 5 is a rear view thereof;  
FIG. 6 is a front perspective view of a garment showing a second configuration of our new design according to the first embodiment;  
FIG. 7 is a front view thereof;  
FIG. 8 is a first side view thereof;  
FIG. 9 is a second side view thereof; and,  
FIG. 10 is a rear view thereof.  
The long and short broken lines are unclaimed boundaries of the claimed design. It is understood that the claimed design extends to these boundaries but does not include the boundaries.  
The even-length broken lines shown in the drawings are directed to environment and form no part of the claimed design.

**1 Claim, 8 Drawing Sheets**

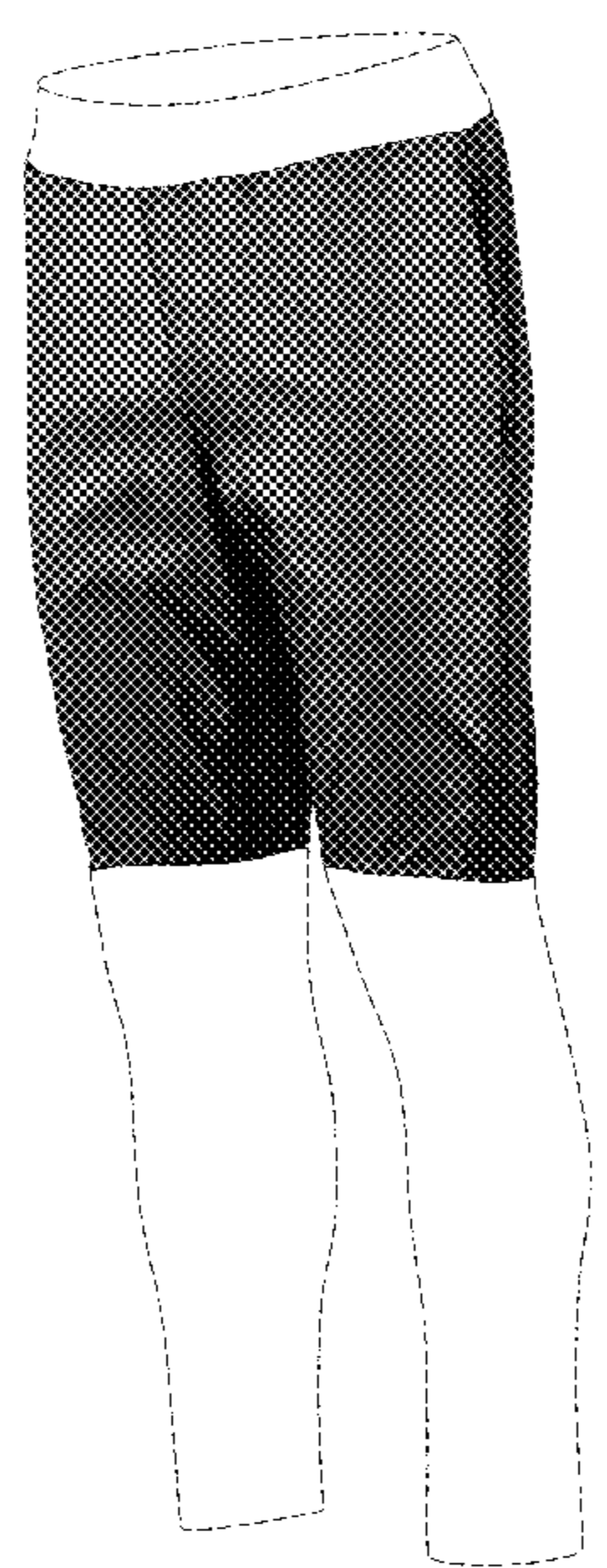




FIG. 1

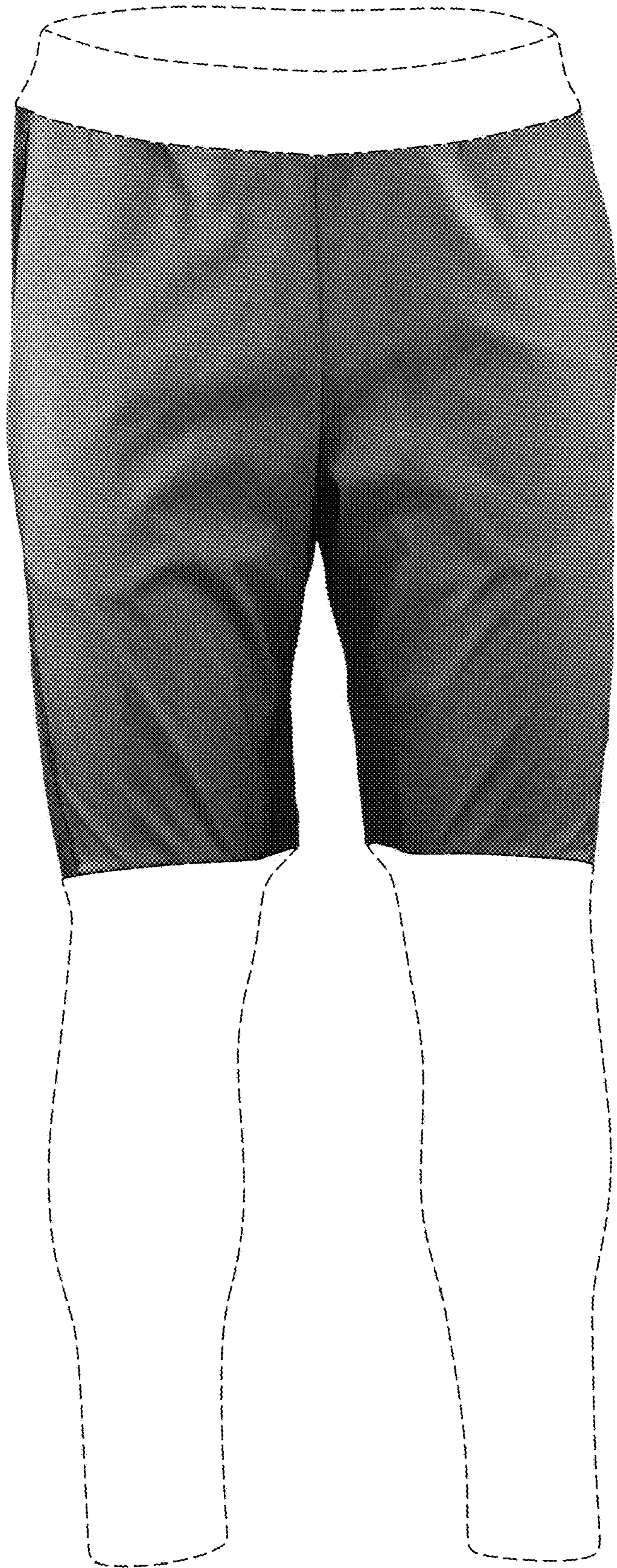



FIG. 2






FIG. 5



FIG. 6



FIG. 7



FIG. 8



FIG. 9





FIG. 10