



US00D827966S

(12) **United States Design Patent**
Zhou

(10) **Patent No.:** **US D827,966 S**

(45) **Date of Patent:** **** Sep. 4, 2018**

(54) **GARMENT FOLDING APPARATUS**

(71) Applicant: **Hong Zhou**, Guangdong (CN)

(72) Inventor: **Hong Zhou**, Guangdong (CN)

(**) Term: **15 Years**

(21) Appl. No.: **29/602,947**

(22) Filed: **May 5, 2017**

(51) **LOC (11) Cl.** **04-02**

(52) **U.S. Cl.**
USPC **D32/59**

(58) **Field of Classification Search**
USPC D4/128, 129, 131, 136, 138, 108, 109,
D4/119; D32/35, 51; 15/104.5, 104.32,
15/164, 165, 206; D7/682; 452/298,
452/458; 206/204
CPC A46B 2200/104; A45D 2/10; A45D 1/00;
A46D 1/003; A46D 3/087
See application file for complete search history.

(56) **References Cited**

U.S. PATENT DOCUMENTS

- 703,110 A * 6/1902 Beiermesiter D06F 89/023
2/120
- D109,006 S * 3/1938 Brown et al. D20/32

- D185,483 S * 6/1959 Ziegler D32/59
- D188,695 S * 8/1960 Ziegler D32/59
- 2,988,251 A * 6/1961 Ziegler D06F 89/023
223/37
- D415,598 S * 10/1999 Thurman D32/59
- D769,562 S * 10/2016 Damaschke D32/59
- D774,268 S * 12/2016 Damaschke D32/59
- D790,845 S * 7/2017 Greenspon D2/999

* cited by examiner

Primary Examiner — Austin Murphy

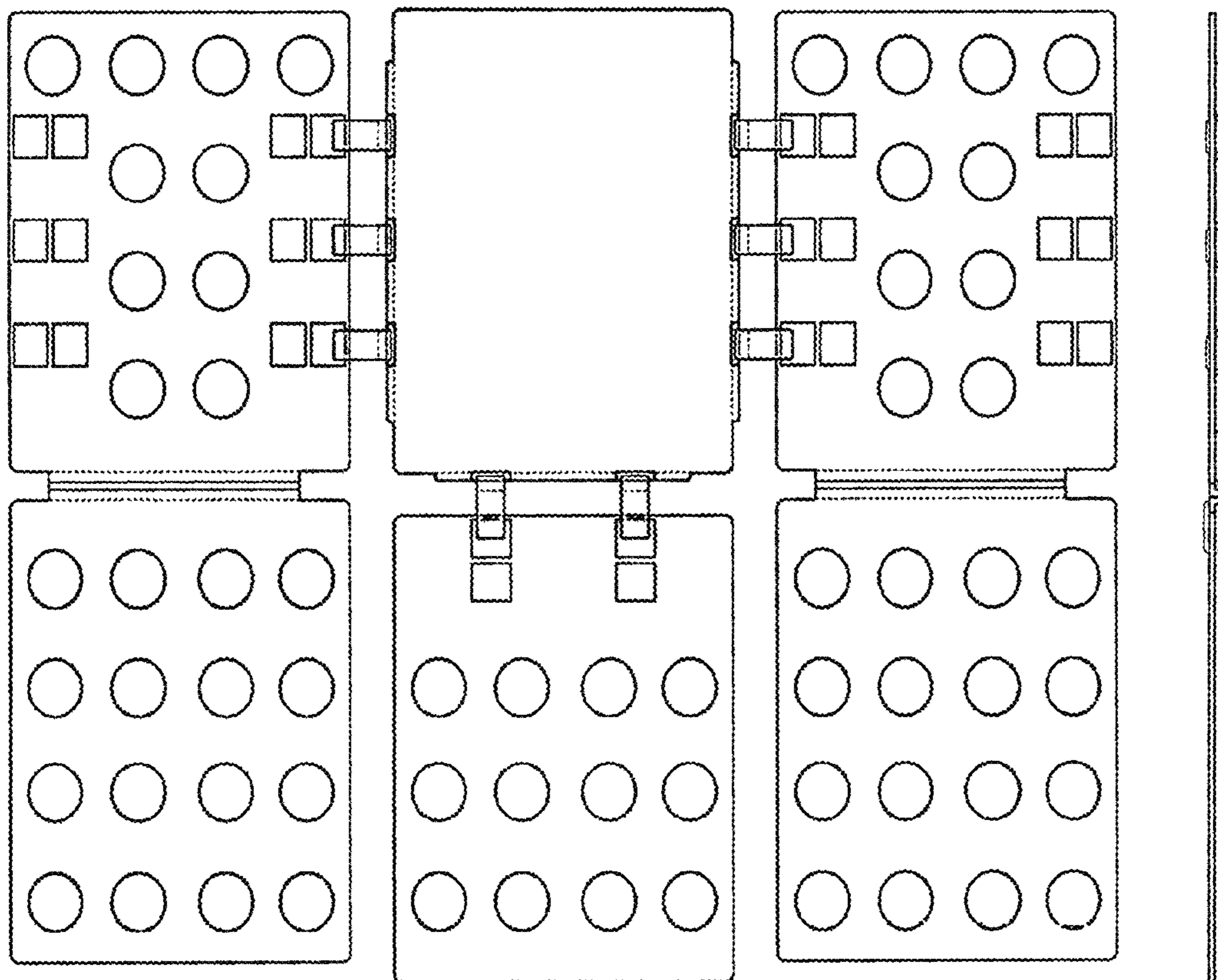
(57) **CLAIM**

The ornamental design for garment folding apparatus, as shown and described.

DESCRIPTION

FIG. 1 is a front elevational view of garment folding apparatus showing my new design; FIG. 2 is a rear elevational view thereof; FIG. 3 is a left side elevational view thereof; FIG. 4 is a right side elevational view thereof; FIG. 5 is a top plan view thereof; and, FIG. 6 is a bottom plan view thereof.

1 Claim, 6 Drawing Sheets



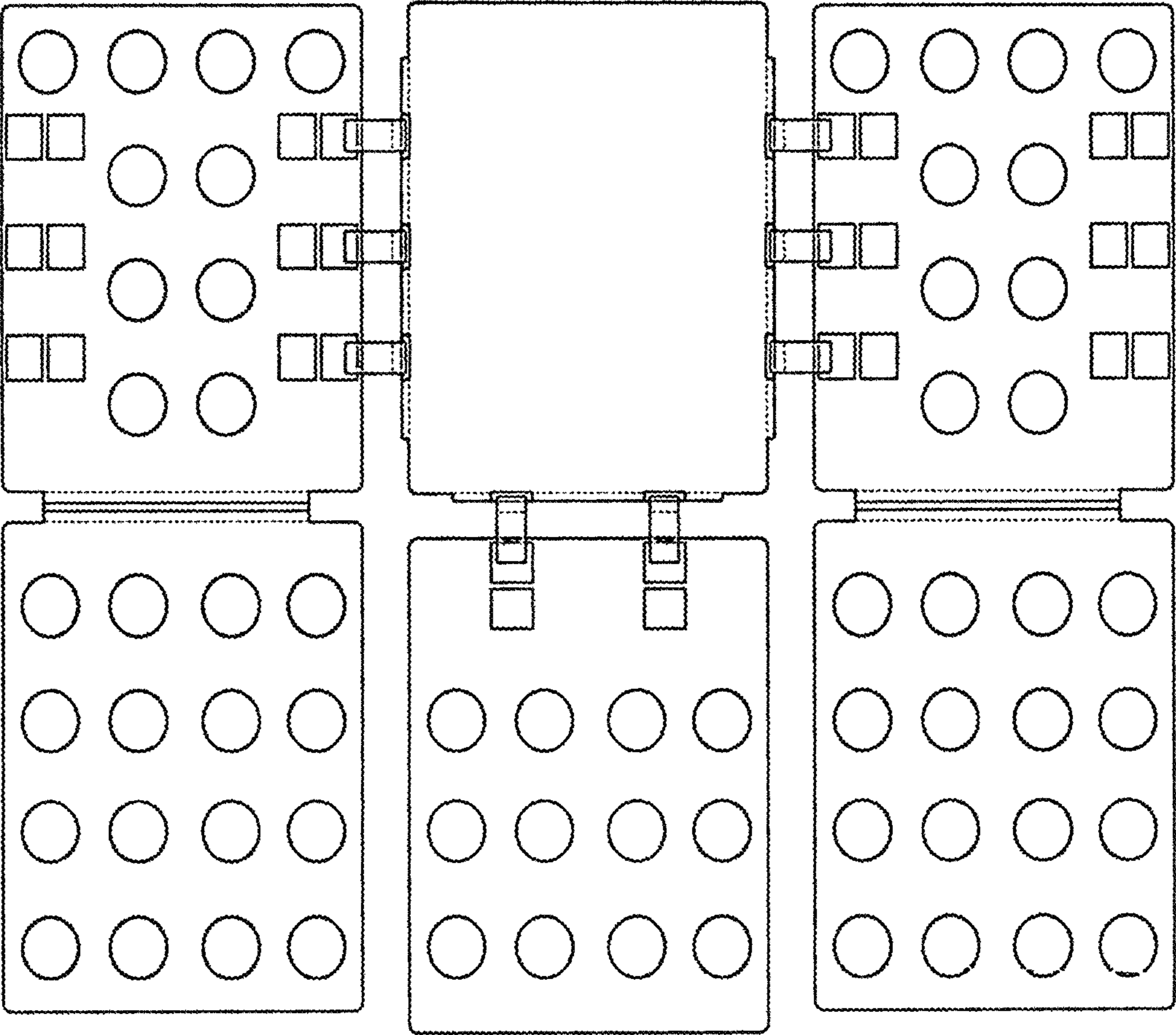


FIG. 1

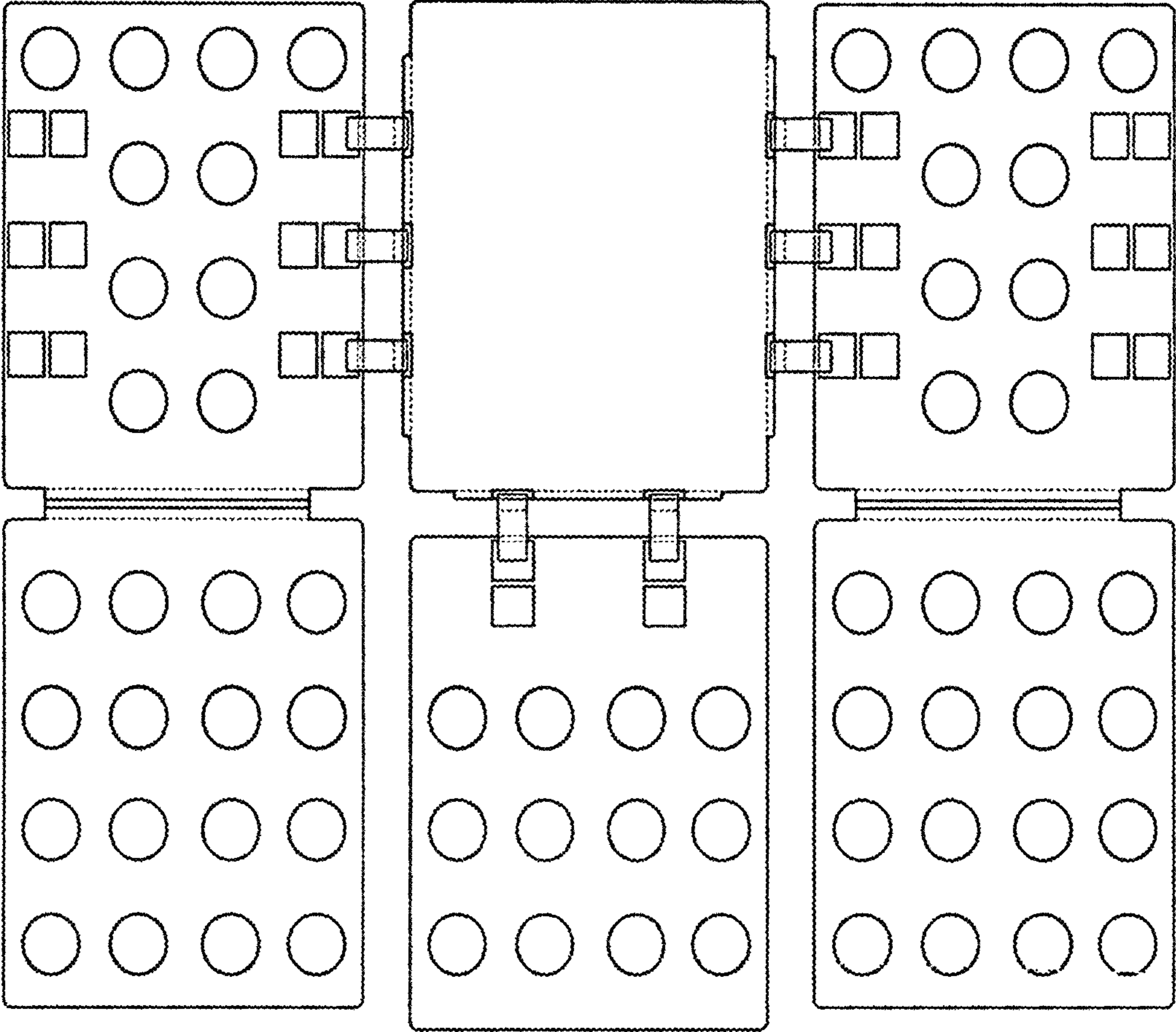


FIG.2



FIG.3



FIG.4




FIG.5




FIG.6