



US00D827964S

(12) **United States Design Patent** (10) **Patent No.:** **US D827,964 S**
Barre et al. (45) **Date of Patent:** **** Sep. 4, 2018**

(54) **LAUNDRY SORTER FRAME**
(71) Applicant: **NEATFREAK GROUP INC.,**
Mississauga (CA)
(72) Inventors: **Bertrand Barre, Lapeyrouse (FR);**
Francis Lepage, Dommartin (FR)
(73) Assignee: **NEATFREAK GROUP INC.,**
Mississauga, Ontario (CA)
(**) Term: **15 Years**
(21) Appl. No.: **29/595,839**
(22) Filed: **Mar. 2, 2017**

D491,742 S * 6/2004 Harwanko D6/681.1
D495,523 S * 9/2004 Harwanko D6/681.1
D545,520 S * 6/2007 Oberdorf D32/58
D546,013 S * 7/2007 Pong D32/58
D564,165 S * 3/2008 King D32/58
D599,601 S * 9/2009 Mallen D32/58
D650,542 S * 12/2011 Kontorovich D32/58
D655,877 S * 3/2012 Greenway D32/58
D718,511 S * 11/2014 Ouyang D32/58
D720,907 S * 1/2015 Perez D32/58
D720,908 S * 1/2015 Ouyang D32/58
D737,532 S * 8/2015 Oh D32/58
D753,940 S * 4/2016 Ruiz D6/681
D777,483 S * 1/2017 Bittle D6/681
D808,101 S * 1/2018 Greenspon D32/58
D808,606 S * 1/2018 Greenspon D32/58

(Continued)

Related U.S. Application Data

(63) Continuation of application No. 15/060,920, filed on
Mar. 4, 2016.
(51) **LOC (11) Cl.** **07-05**
(52) **U.S. Cl.**
USPC **D32/58**
(58) **Field of Classification Search**
USPC D32/55, 276, 3, 58; D6/510, 525;
211/41.5, 41.4, 41.3, 41.8, 195, 200;
361/679.4; 312/311, 333, 334.4;
D7/354, 629, 368
CPC A47G 25/746; A47G 25/0664; A47F 7/24;
B62B 3/02; A47B 61/00; A47B 57/402;
F16B 12/40
See application file for complete search history.

Primary Examiner — Michelle E. Wilson
(74) *Attorney, Agent, or Firm* — Patzik, Frank &
Samotny Ltd.

(57) **CLAIM**

The ornamental design for a laundry sorter frame, as shown
and described.

DESCRIPTION

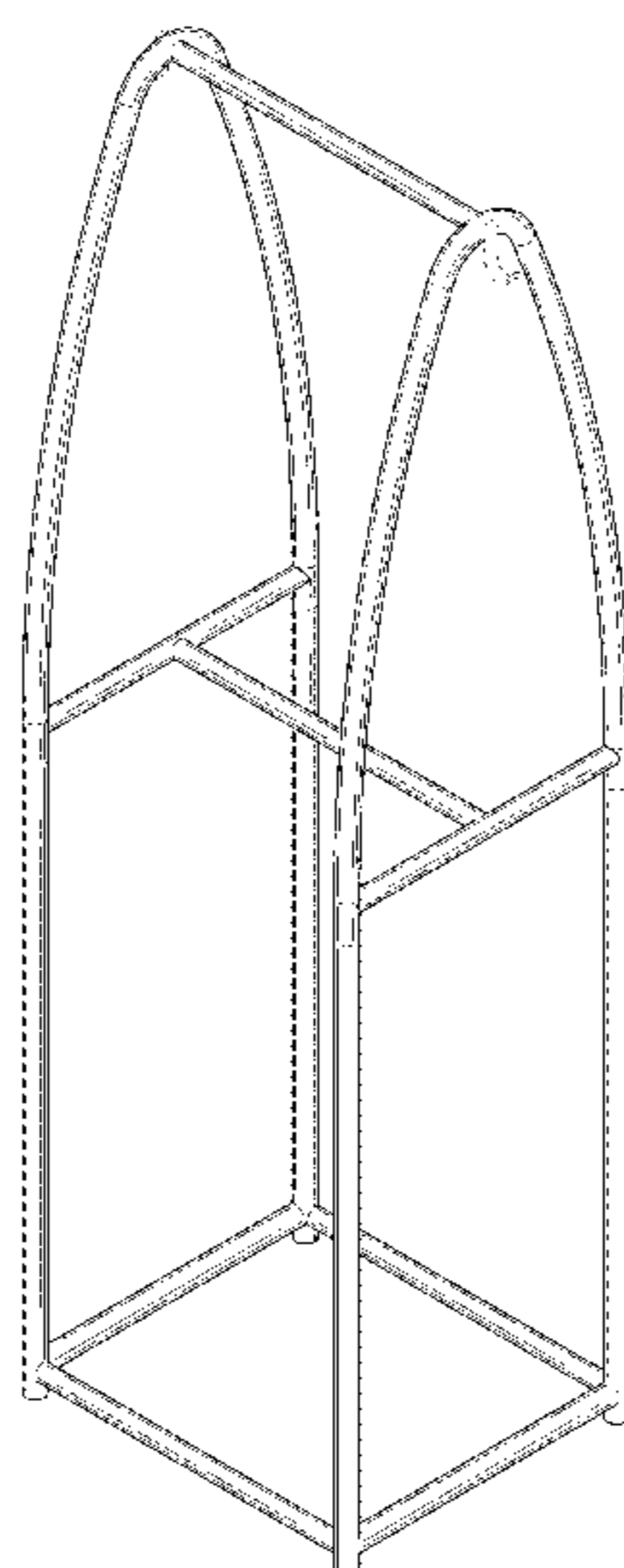
FIG. 1 is a front perspective view of the laundry sorter frame
of the present invention;
FIG. 2 is a front elevation view of the laundry sorter frame
of the present invention, the rear elevation view being a
mirror image thereof;
FIG. 3 is a left-side elevation view of the laundry sorter
frame of the present invention, the right-side elevation view
being a mirror image thereof;
FIG. 4 is a top plan view of the laundry sorter frame of the
present invention; and,
FIG. 5 is a bottom plan view of the laundry sorter frame of
the present invention.
The portions of the laundry sorter frame shown in broken
lines form no part of the claimed design.

(56) **References Cited**

U.S. PATENT DOCUMENTS

D149,816 S * 6/1948 Ivelow 248/175
3,722,702 A * 3/1973 Marker, Jr. A47F 5/13
108/115
D456,167 S * 4/2002 Harwanko D6/548
D487,831 S * 3/2004 Savoie D32/58

1 Claim, 4 Drawing Sheets



(56)

References Cited

U.S. PATENT DOCUMENTS

D809,835 S * 2/2018 Greenspon D6/681
2015/0008201 A1* 1/2015 Qiang A47F 7/24
211/85.3
2018/0160801 A1* 6/2018 Felsenthal A47B 61/00

* cited by examiner




FIG. 1




FIG. 2




FIG. 3

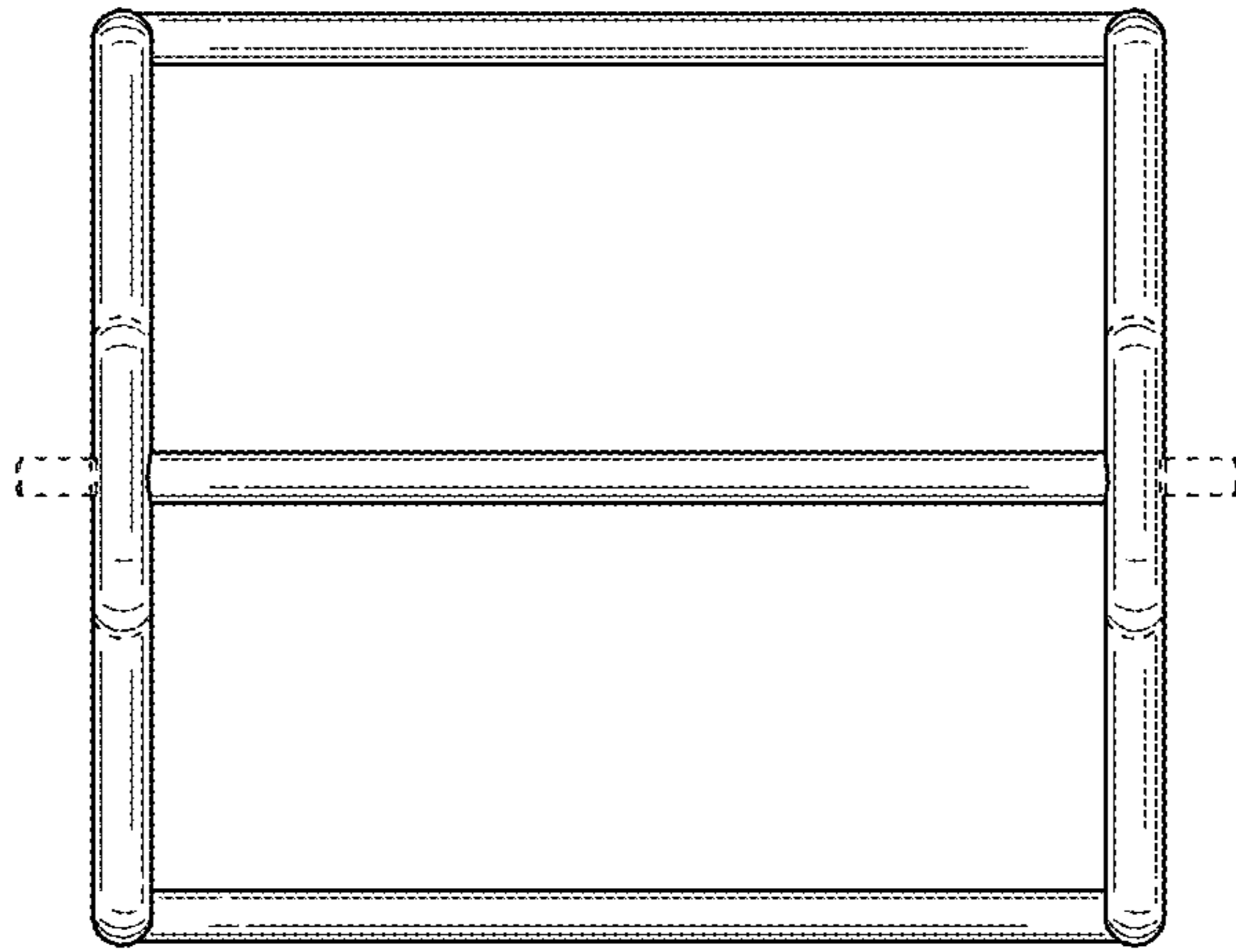


FIG. 4




FIG. 5