



US00D827963S

(12) **United States Design Patent** (10) **Patent No.:** **US D827,963 S**
Schechter et al. (45) **Date of Patent:** **** Sep. 4, 2018**

(54) **BROOM HEAD**

(71) Applicant: **GORDON BRUSH MFG. CO., INC.**,
Commerce, CA (US)

(72) Inventors: **Alan M. Schechter**, Long Beach, CA
(US); **Kenneth L. Rakusin**, Beverly
Hills, CA (US)

(73) Assignee: **GORDON BRUSH MFG. CO., INC.**,
Commerce, CA (US)

(**) Term: **14 Years**

(21) Appl. No.: **29/514,973**

(22) Filed: **Jan. 19, 2015**

(51) **LOC (11) Cl.** **04-01**

(52) **U.S. Cl.**
USPC **D32/50; D4/130**

(58) **Field of Classification Search**
USPC D4/130, 132, 135, 137, 138, 199;
D32/50-52
CPC A46B 7/026; A46B 5/005; A46B 17/04;
A46B 2200/1046
See application file for complete search history.

(56) **References Cited**

U.S. PATENT DOCUMENTS

D321,793 S 11/1991 Bryant
D386,907 S 12/1997 Rittenbaum
5,774,922 A 7/1998 Bumb
D592,282 S 5/2009 Ross et al.
D658,895 S * 5/2012 Pottes D4/199

(Continued)

OTHER PUBLICATIONS

Milwaukee Dustless Brush Catalog 2011, Gordon Brush Wisconsin, LLC, "Innovative Products that Clean Better and Last Longer", selected pages (12 total).

(Continued)

Primary Examiner — Michael A. Pratt

Assistant Examiner — Michelle E. Wilson

(74) *Attorney, Agent, or Firm* — Sandberg Phoenix & von Gontard P.C.

(57) **CLAIM**

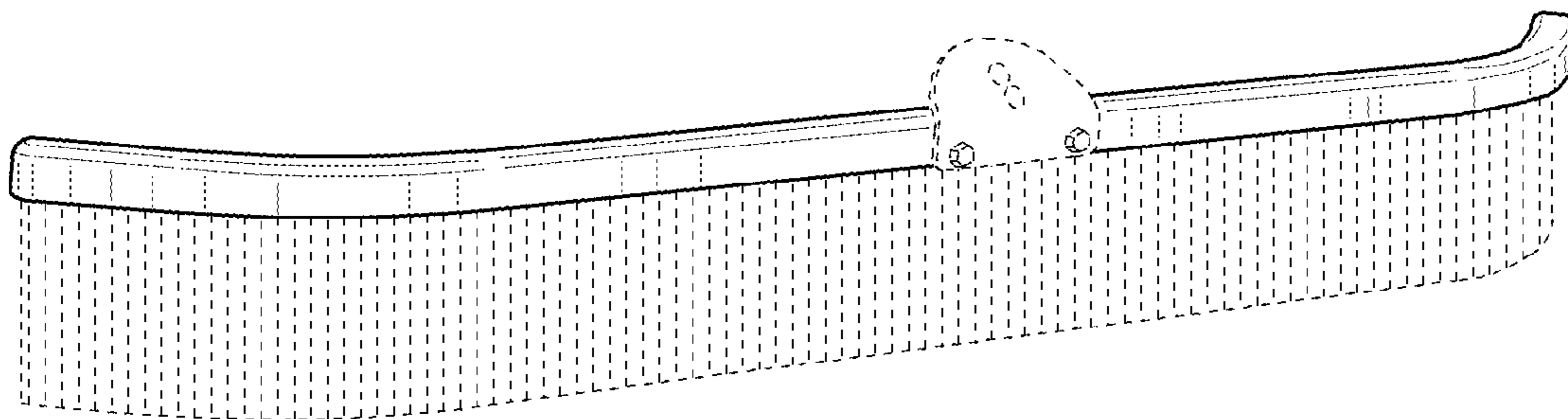
The ornamental design for broom head, as shown and described.

DESCRIPTION

FIG. 1 is a front isometric view of a broom head which is curved;
FIG. 2 is a back isometric view of the broom head;
FIG. 3 is a bottom plan view of the broom head;
FIG. 4 is a left side elevational view of the broom head;
FIG. 5 is a top plan view of the broom head;
FIG. 6 is a back elevational view of the broom head;
FIG. 7 is a right elevational view of the broom head;
FIG. 8 is a front elevational view of the broom head;
FIG. 9 is a front isometric view of the broom head with the edges of the end surfaces of the broom head shown in dotted lines;
FIG. 10 is a back isometric view of the broom head of FIG. 9;
FIG. 11 is a bottom plan view of the broom head of FIG. 9;
FIG. 12 is a left side elevational view of the broom head of FIG. 9;
FIG. 13 is a top plan view of the broom head of FIG. 9;
FIG. 14 is a back elevational view of the broom head of FIG. 9;
FIG. 15 is a right elevational view of the broom head of FIG. 9; and,
FIG. 16 is a front elevational view of the broom head of FIG. 9.

The broken lines in the drawings show boundaries or edges of the broom head that form no part of the claimed design.

1 Claim, 6 Drawing Sheets



(56)

References Cited

U.S. PATENT DOCUMENTS

8,402,590 B1 * 3/2013 Larson A46B 9/025
 15/160
 D683,968 S * 6/2013 Pottes D4/199
 D693,078 S 11/2013 Nordvik
 D693,079 S * 11/2013 Nordvik D32/50
 D697,280 S * 1/2014 Casini D32/50
 D698,111 S * 1/2014 Casini D32/50
 8,739,348 B1 6/2014 Currier
 D733,436 S * 7/2015 Vasilakes D4/135
 D734,909 S * 7/2015 Clemen D32/50
 D737,056 S * 8/2015 Vasilakes D4/135
 D764,131 S * 8/2016 Seifts D32/50
 9,615,652 B2 * 4/2017 Weis A46B 9/025
 D785,948 S * 5/2017 Weaver D4/135
 2006/0070198 A1 4/2006 DeRoma
 2014/0325780 A1 * 11/2014 Weis A46B 9/00
 15/171
 2014/0331426 A1 * 11/2014 Weis A46B 7/04
 15/114
 2016/0029781 A1 * 2/2016 Tomm A46B 7/046
 15/176.2

OTHER PUBLICATIONS

Gordon Brush Product Catalog 2014, "Bigger, Better Brush Ideas",
 selected pages (9 total).

* cited by examiner

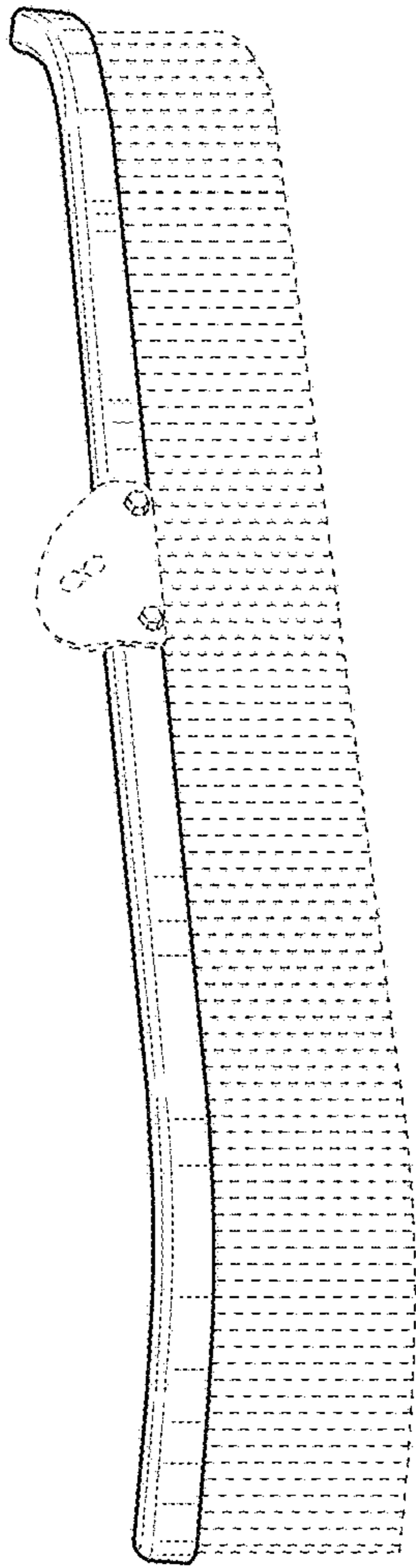


FIG. 1

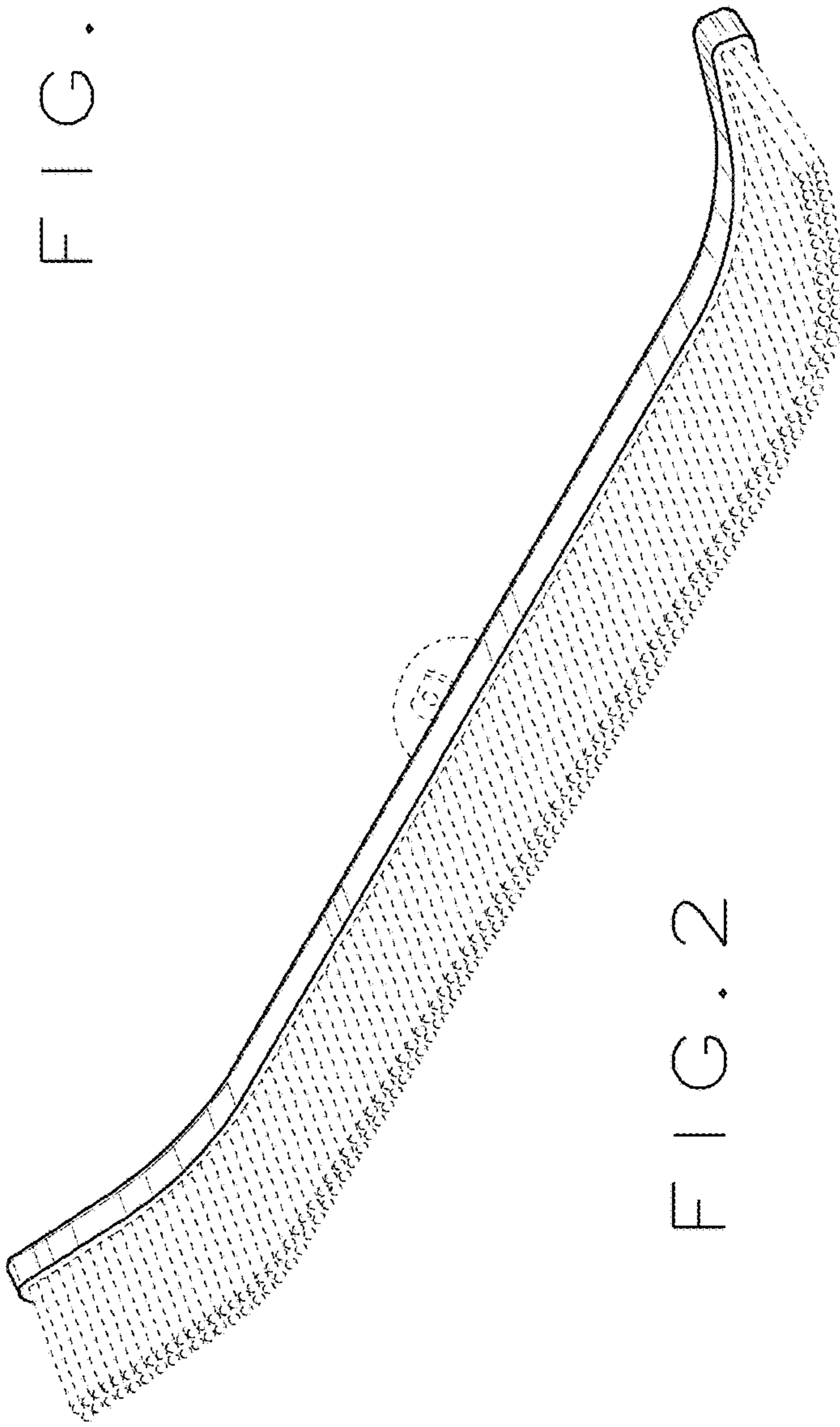


FIG. 2

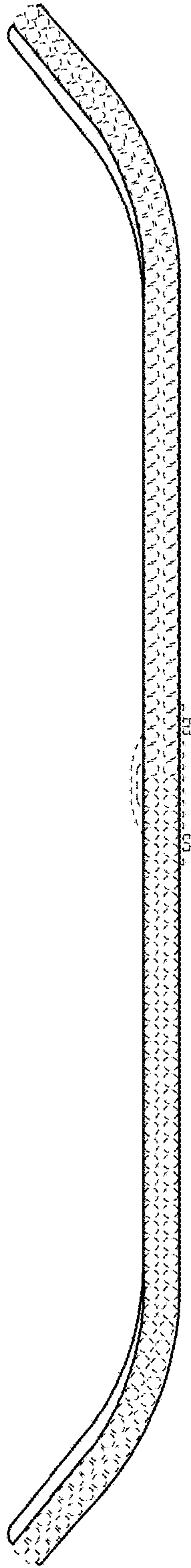


FIG. 3

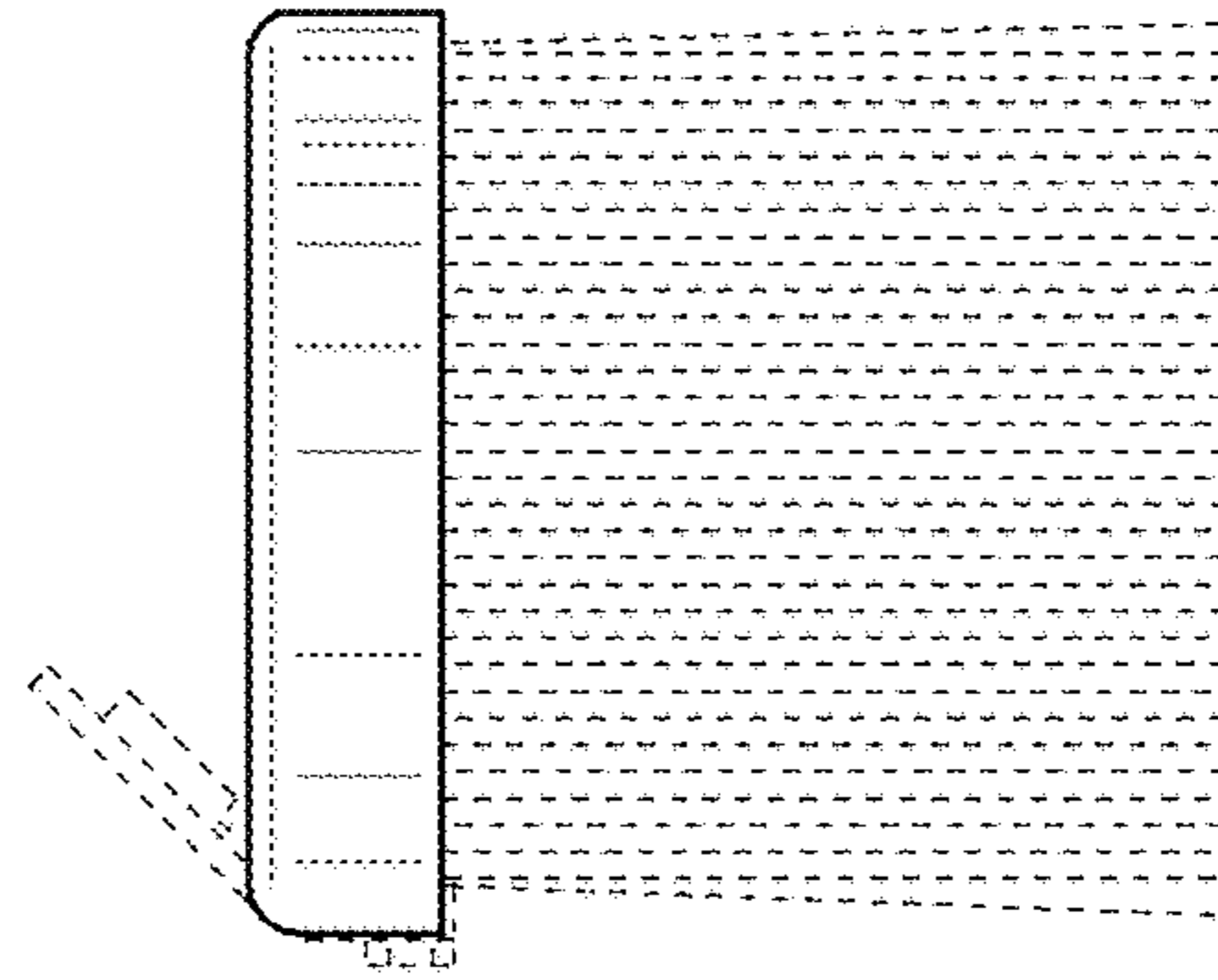


FIG. 7

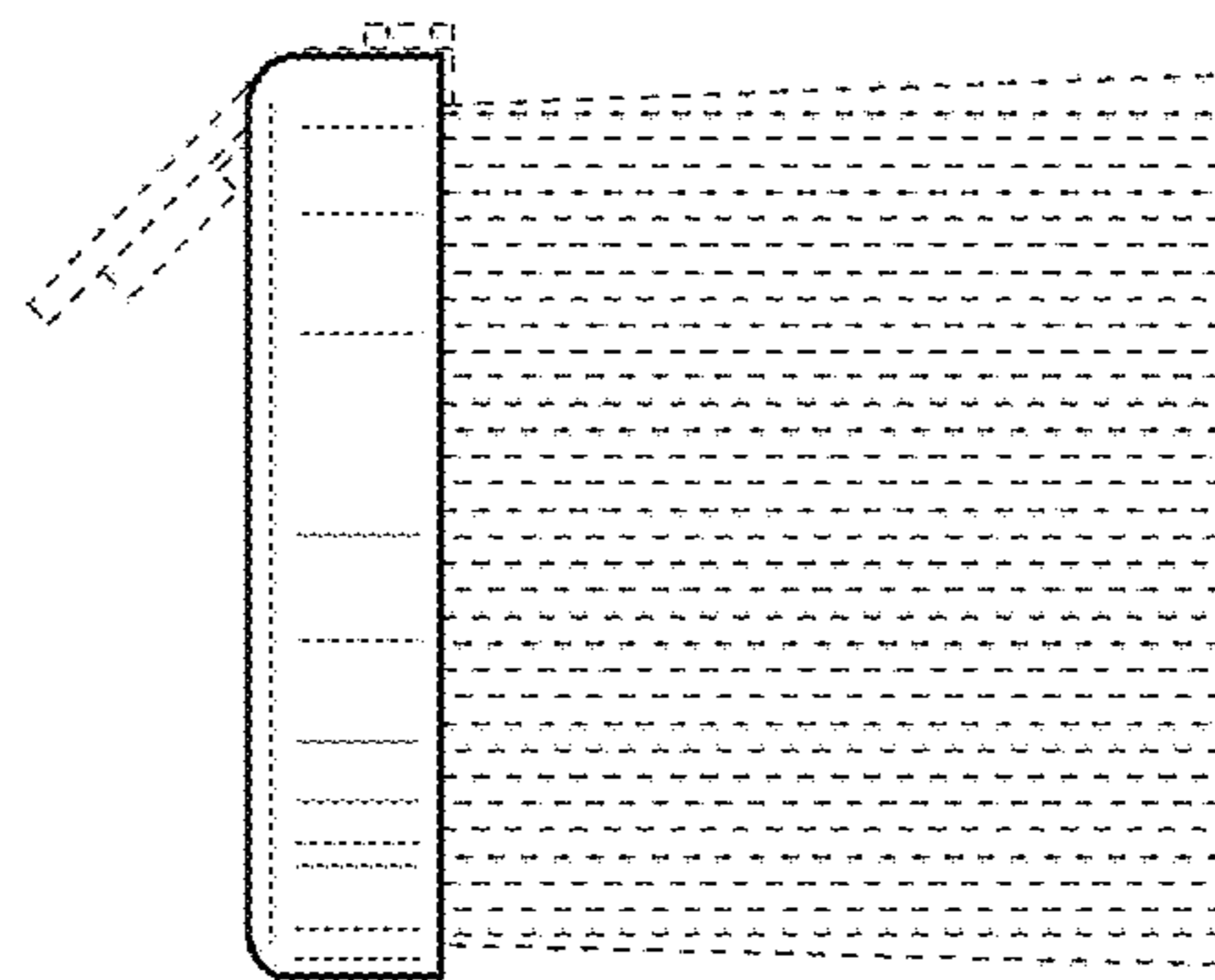


FIG. 4

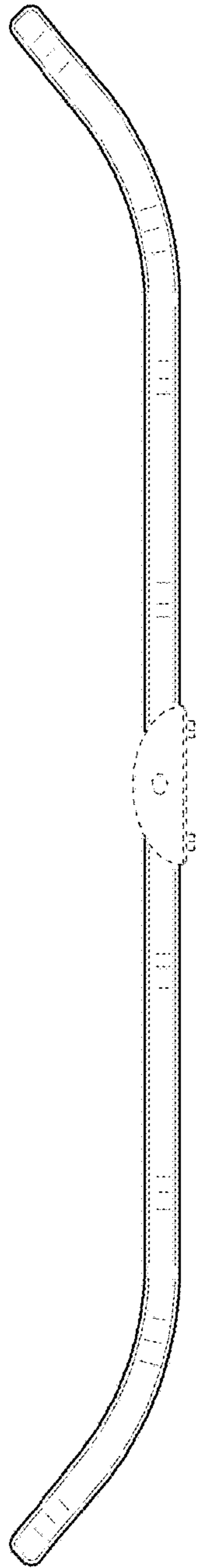


FIG. 5

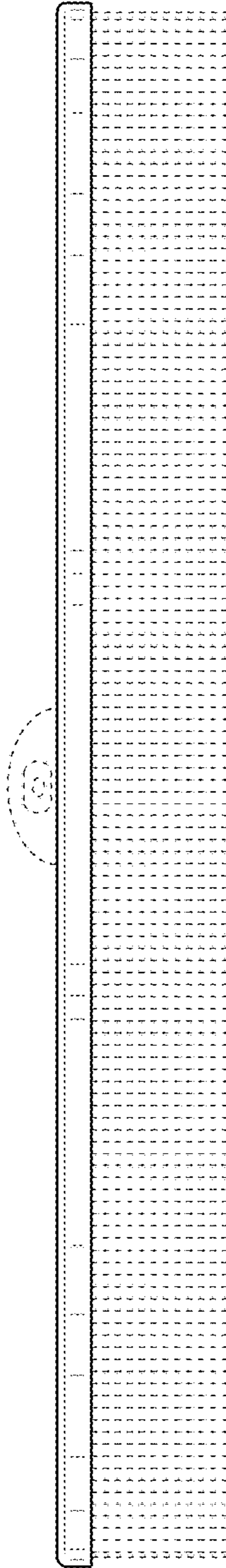


FIG. 6

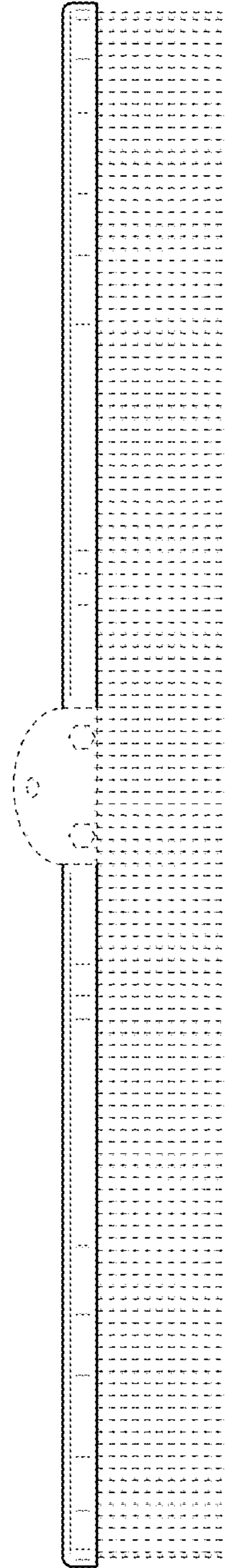


FIG. 8

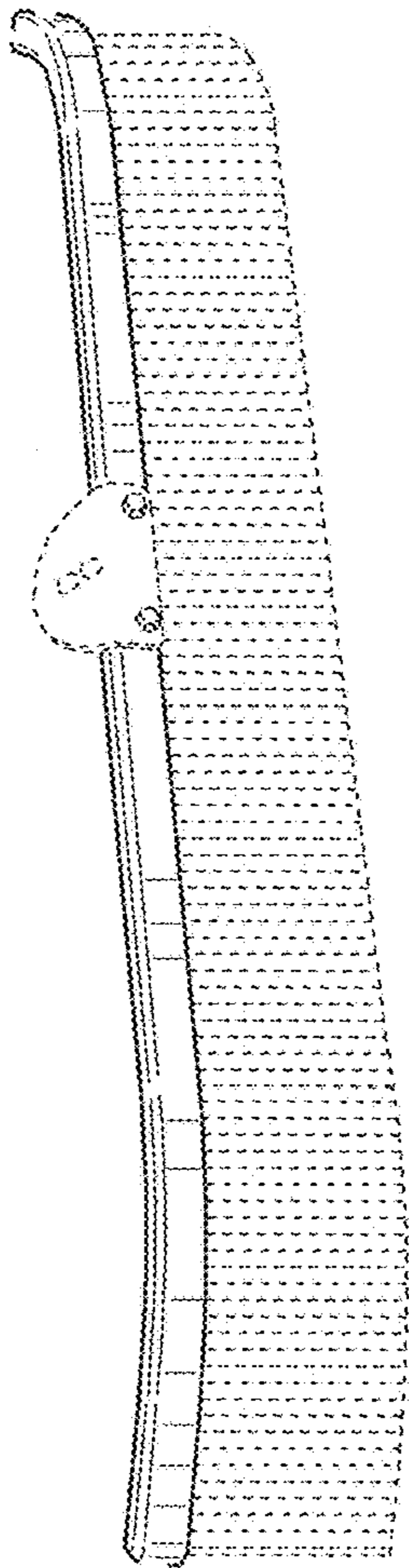


FIG. 9

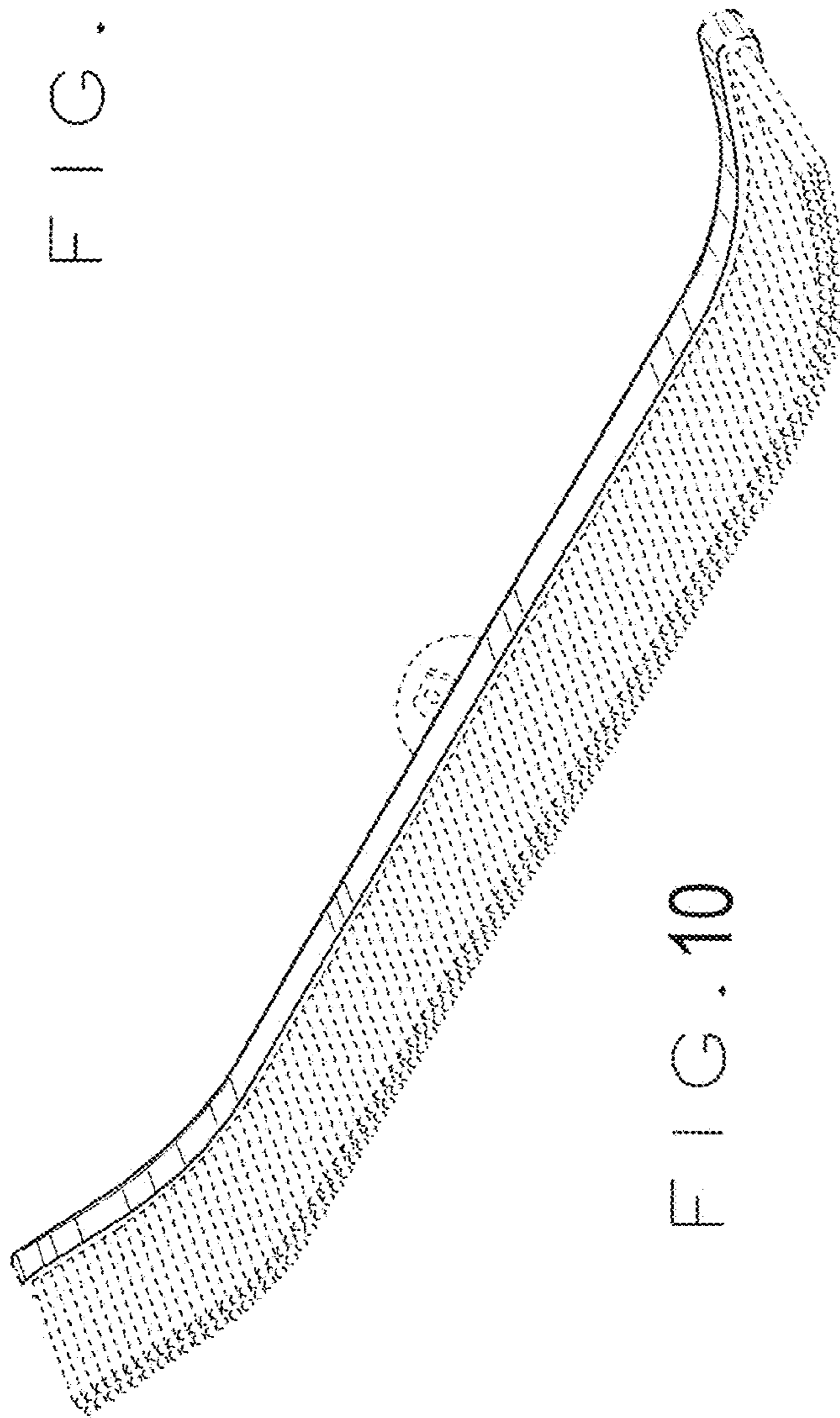


FIG. 10

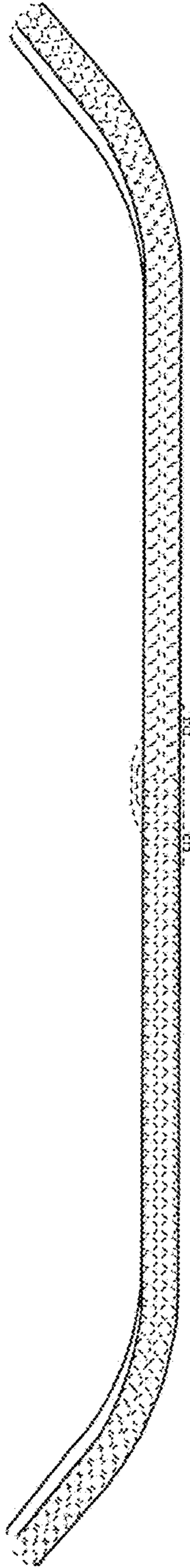


FIG. 11

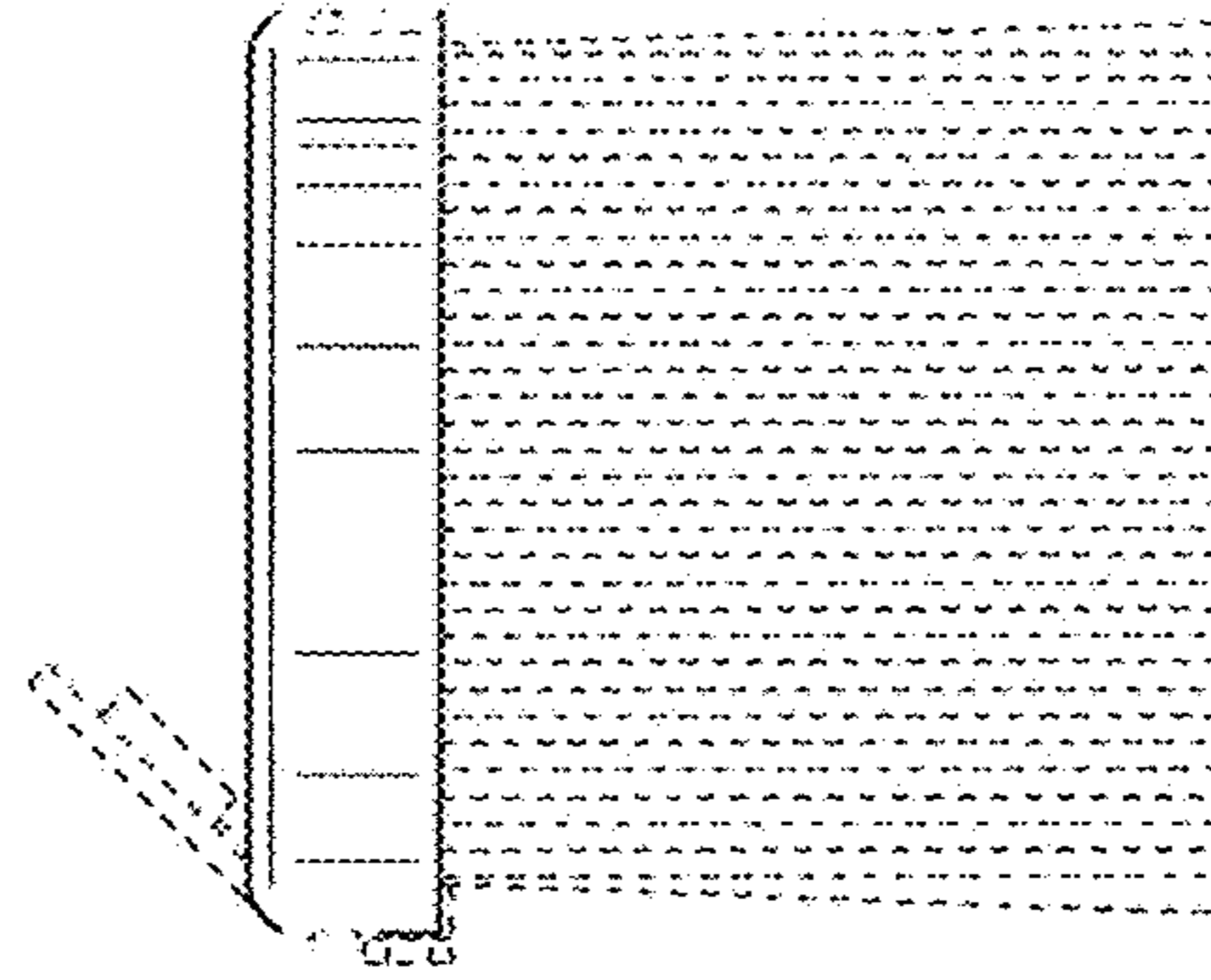


FIG. 15

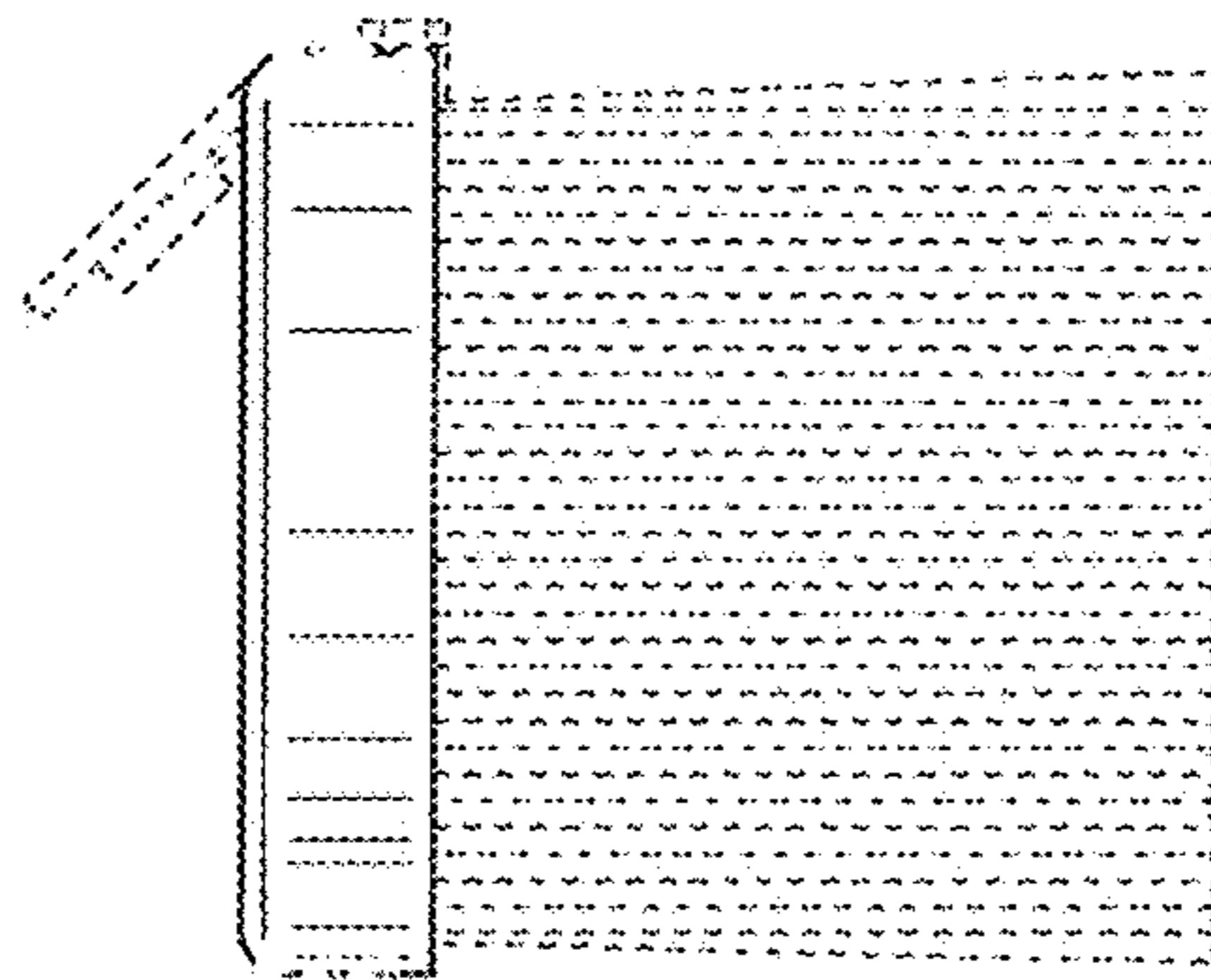


FIG. 12

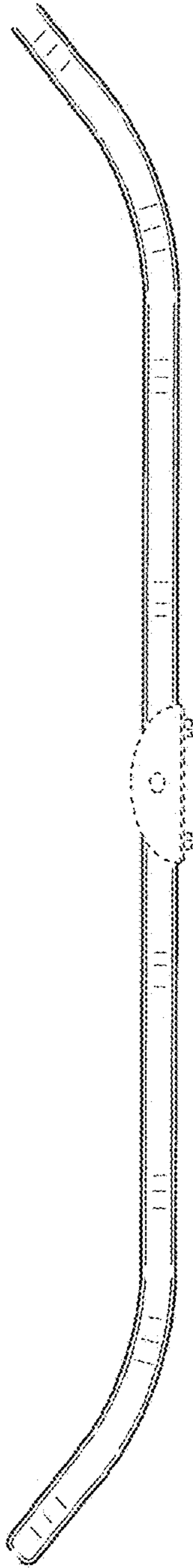


FIG. 13

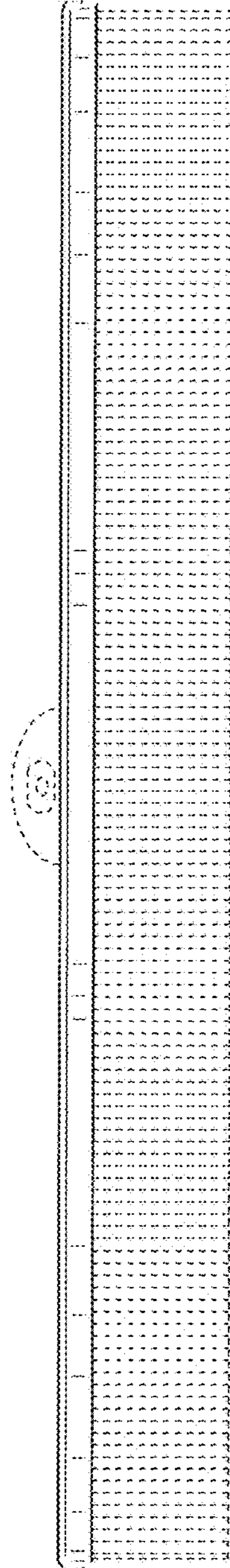


FIG. 14

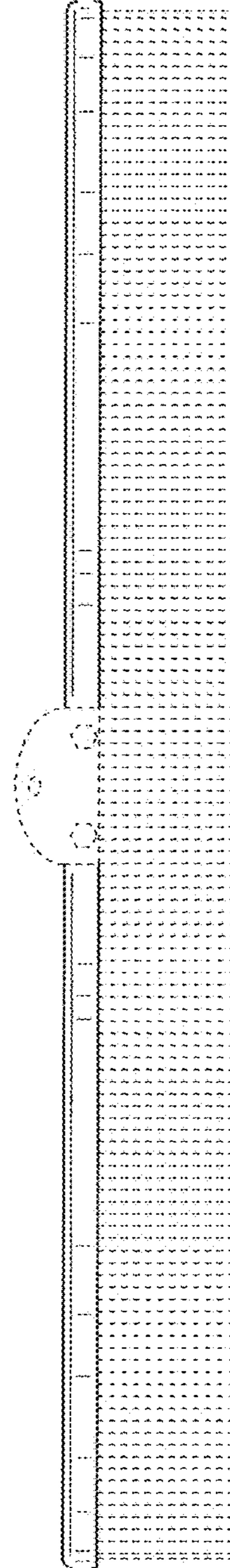


FIG. 16