



US00D827960S

(12) **United States Design Patent** (10) **Patent No.:** **US D827,960 S**
Barre et al. (45) **Date of Patent:** **** Sep. 4, 2018**

- (54) **GARMENT HAMPER**
- (71) Applicant: **NEATFREAK GROUP INC.,**
Mississauga (CA)
- (72) Inventors: **Bertrand Barre, Lapeyrouse (FR);**
Francis LePage, Dommartin (FR)
- (73) Assignee: **NEATFREAK GROUP INC.,**
Mississauga, Ontario (CA)
- (**) Term: **15 Years**
- (21) Appl. No.: **29/595,818**
- (22) Filed: **Mar. 2, 2017**
- (51) **LOC (11) Cl.** **07-07**
- (52) **U.S. Cl.**
USPC **D32/37**
- (58) **Field of Classification Search**
USPC D32/36, 37, 53; D34/5, 6, 11; D7/638;
D3/201, 304, 305, 306, 307, 308, 309,
D3/312, 314; D9/420, 423, 501, 503,
D9/517, 633, 721, 738, 742, 772;
D6/315, 331, 657, 659, 663, 664, 667,
D6/675, 677, 683, 686
CPC A47G 29/00; A47G 29/06; B65F 1/14;
D06F 95/002
See application file for complete search history.

- D354,534 S * 1/1995 Michalik D21/703
- D394,532 S * 5/1998 Burgin D32/37
- D406,423 S * 3/1999 Kellogg D32/36
- D520,696 S * 5/2006 Waldman D32/37
- D545,515 S * 6/2007 Clucas D32/37
- D552,351 S * 10/2007 Bauers D21/721
- D625,478 S * 10/2010 Cittadino D32/37
- D625,479 S * 10/2010 Cittadino D32/37
- D703,895 S * 4/2014 Wang D32/37
- D732,778 S * 6/2015 Taulman D32/37
- D787,767 S * 5/2017 Wall D32/37

* cited by examiner

Primary Examiner — Michelle E. Wilson
(74) *Attorney, Agent, or Firm* — Patzik, Frank & Samotny Ltd.

(57) **CLAIM**

The ornamental design for a garment hamper, as shown and described.

DESCRIPTION

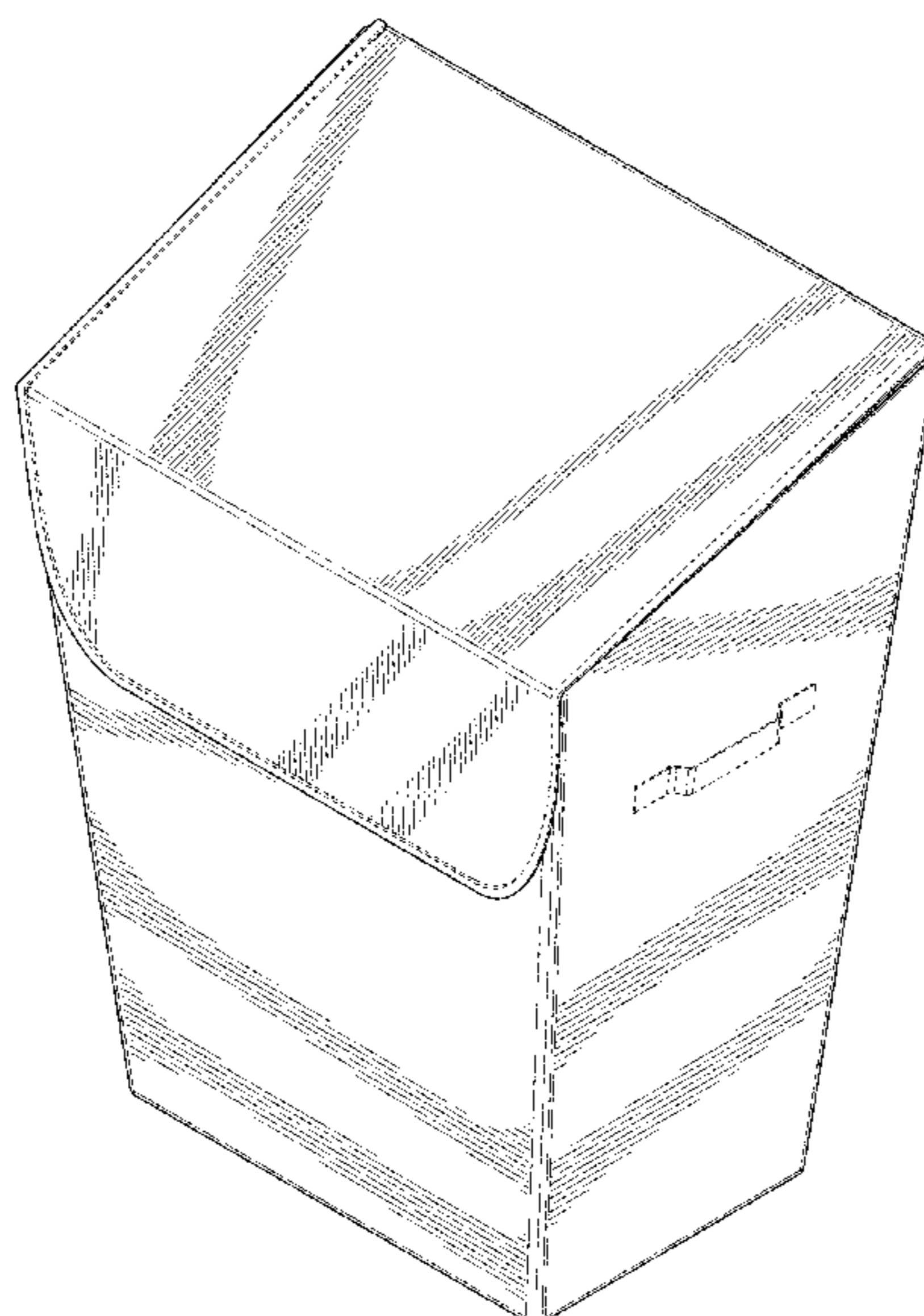
FIG. 1 is a front perspective view of the garment hamper of the present invention;
FIG. 2 is a front elevation view of the garment hamper of the present invention;
FIG. 3 is a rear elevation view of the garment hamper of the present invention;
FIG. 4 is a left-side elevation view of the garment hamper of the present invention;
FIG. 5 is a right-side elevation view of the garment hamper of the present invention;
FIG. 6 is a top plan view of the garment hamper of the present invention; and,
FIG. 7 is a bottom plan view of the garment hamper of the present invention.
The portions of the garment hamper shown in broken lines form no part of the claimed design.

1 Claim, 6 Drawing Sheets

(56) **References Cited**

U.S. PATENT DOCUMENTS

- D274,662 S * 7/1984 Fausel D32/37
- D275,618 S * 9/1984 Agard D3/295
- D279,038 S * 5/1985 Thompson, Jr. D32/37
- D290,538 S * 6/1987 Basore D32/37
- D304,252 S * 10/1989 Ferguson D32/37
- D321,392 S * 11/1991 Chen D21/702
- D342,365 S * 12/1993 Conaway D32/37
- D353,237 S * 12/1994 Banker D32/37



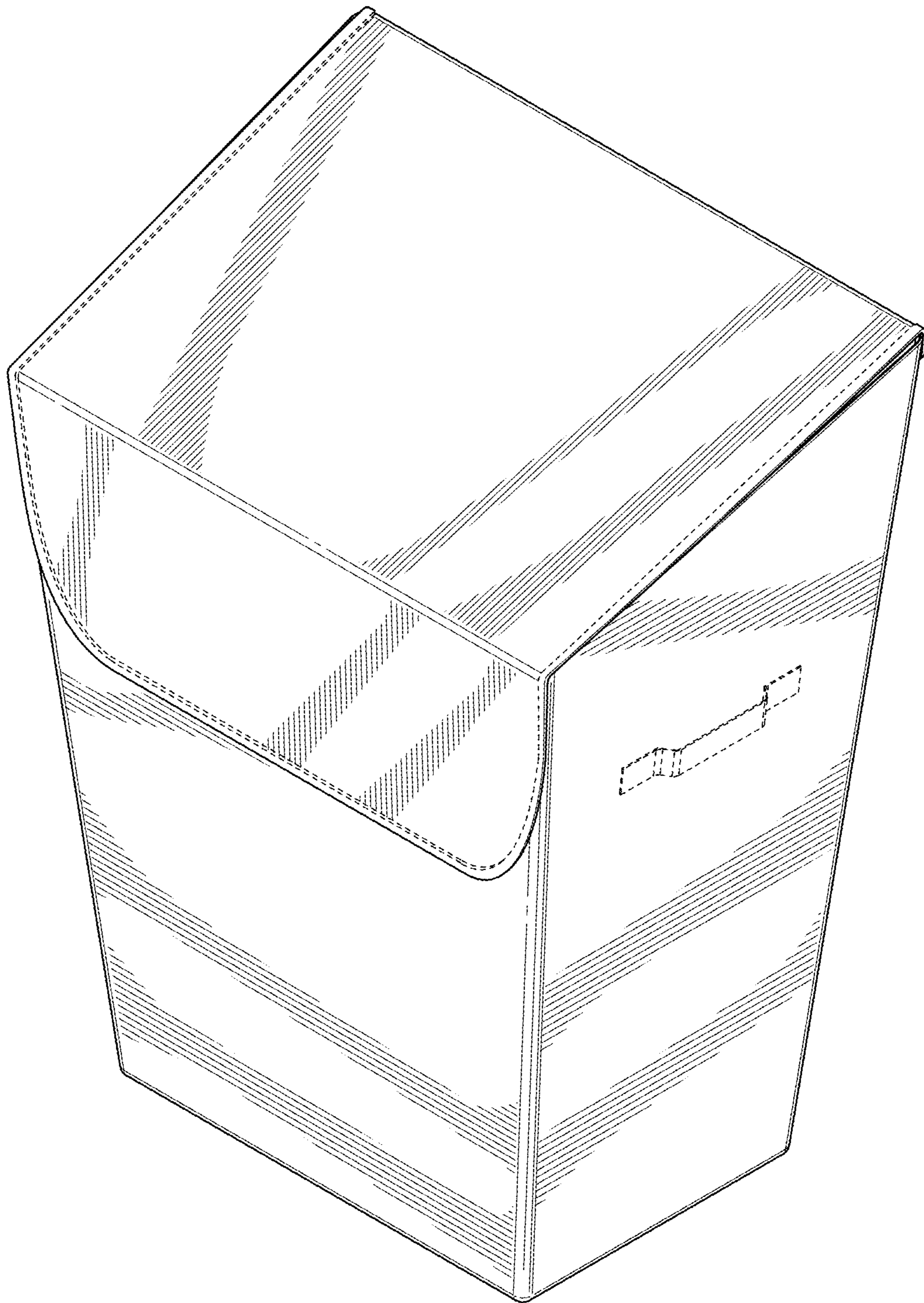


FIG. 1

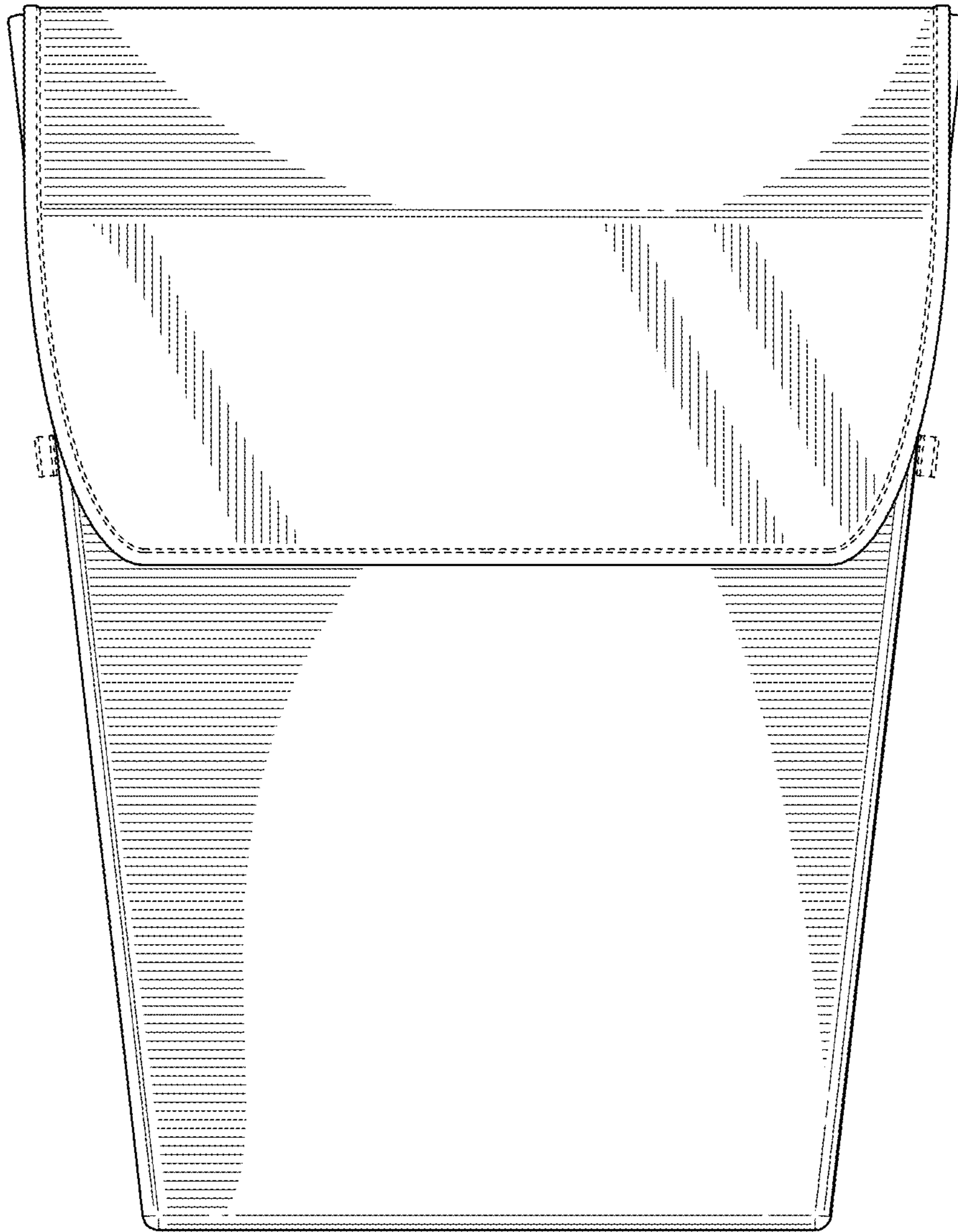


FIG. 2

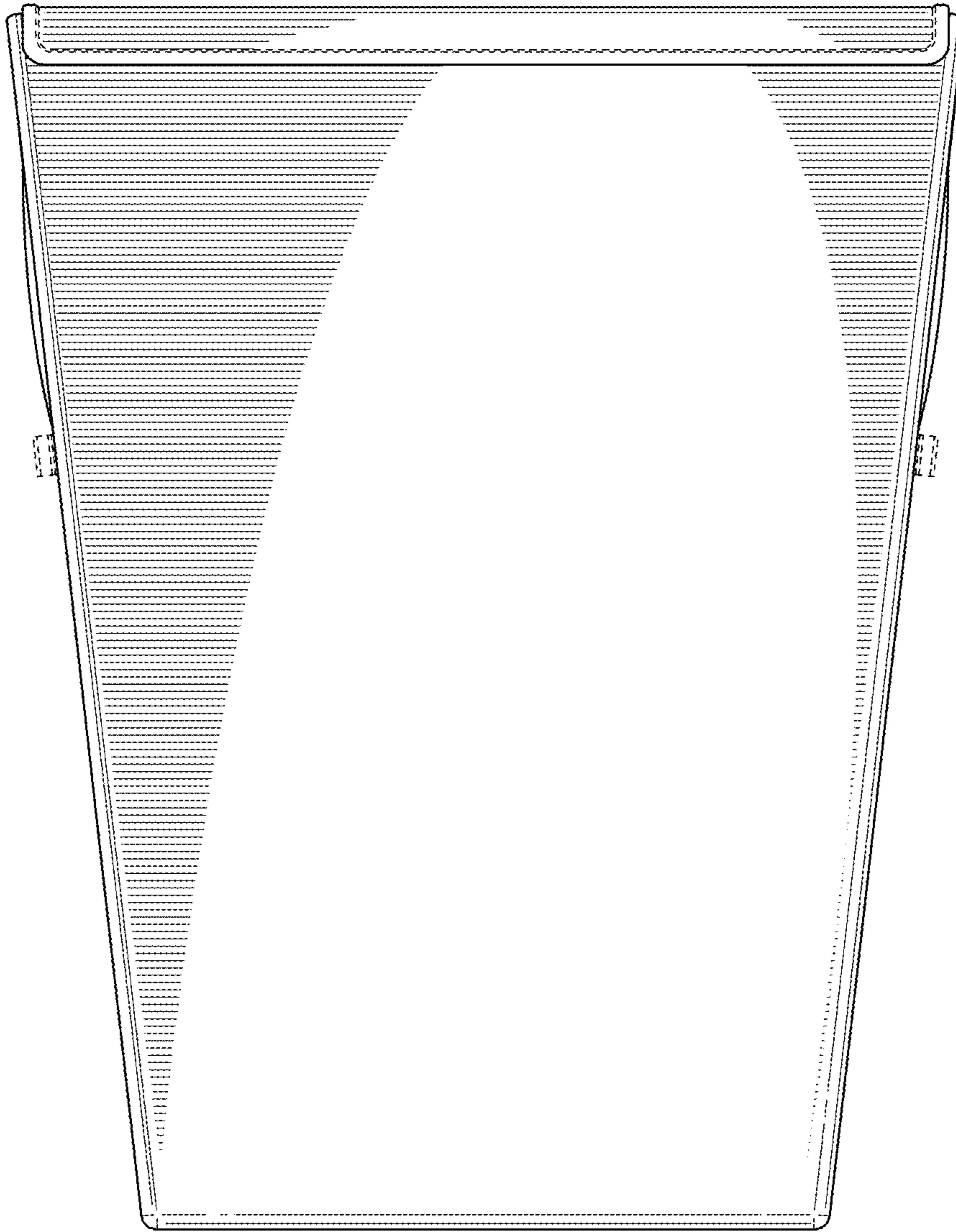


FIG. 3

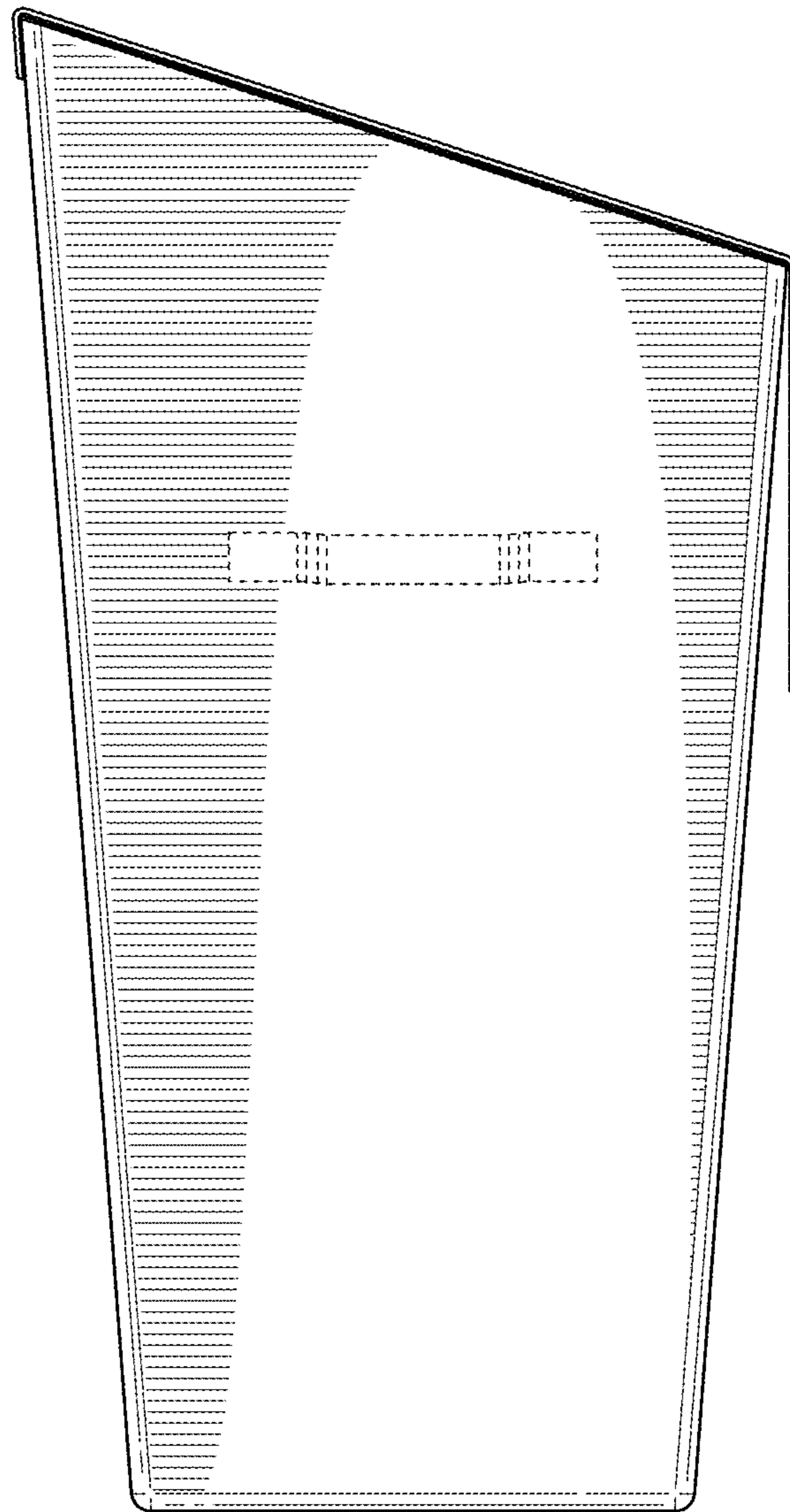


FIG. 4

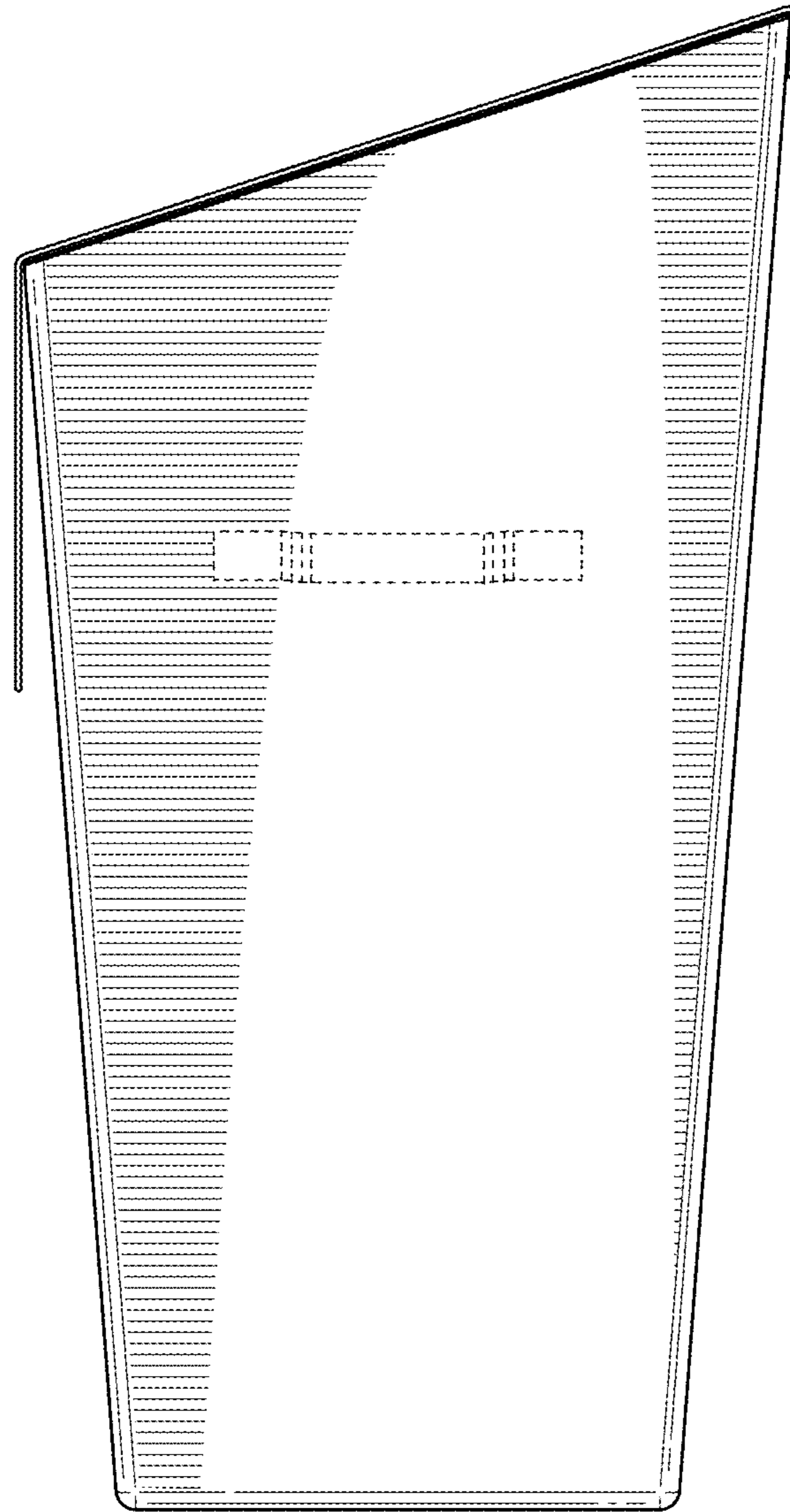


FIG. 5




FIG. 6




FIG. 7