



US00D827959S

(12) **United States Design Patent** (10) **Patent No.:** **US D827,959 S**  
**Larouche** (45) **Date of Patent:** **\*\* Sep. 4, 2018**

- (54) **SWIMMING POOL BRUSH**
- (71) Applicant: **CPA POOL PRODUCTS, INC.,**  
Blainville (CA)
- (72) Inventor: **Annie Larouche,** Mascouche (CA)
- (73) Assignee: **CPA POOL PRODUCTS, INC.,**  
Blainville (CA)
- (\*\*) Term: **15 Years**
- (21) Appl. No.: **29/603,037**
- (22) Filed: **May 5, 2017**
- (51) **LOC (11) Cl.** ..... **04-01**
- (52) **U.S. Cl.**  
USPC ..... **D32/33; D4/138**
- (58) **Field of Classification Search**  
USPC ..... D4/100, 101, 102, 114, 121, 127, 128,  
D4/129, 130, 131, 132, 133, 134, 135,  
D4/136, 137, 138, 199, 104, 105, 106,  
D4/107; D24/214, 215; D28/63;  
D30/158; D32/40, 41, 42, 50, 51, 53, 33  
CPC .. A46B 3/005; A46B 5/00; A46B 5/02; A46B  
9/02; A46B 9/026; A46B 2200/30; A46B  
2200/302; E04H 4/1609  
See application file for complete search history.

(56) **References Cited**

**U.S. PATENT DOCUMENTS**

- D25,518 S \* 5/1896 Young ..... D4/129
- D25,894 S \* 8/1896 Robinson ..... D4/129
- D27,658 S \* 9/1897 Jezuit ..... D4/119
- 1,520,730 A \* 12/1924 Street ..... A46B 9/026  
15/167.1
- 1,749,733 A \* 3/1930 Cave ..... A46B 5/00  
15/160

- 1,804,415 A \* 5/1931 Hales ..... A46B 5/00  
15/143.1
- D93,026 S \* 8/1934 Krenz ..... D4/130
- D96,749 S \* 9/1935 Kellonen ..... 15/167.1
- D159,358 S \* 7/1950 McDonald ..... D4/134
- D179,985 S \* 4/1957 Scholl ..... D4/132
- 3,358,317 A \* 12/1967 Woodruff ..... A47L 9/02  
15/398
- D433,819 S \* 11/2000 Thunderchild ..... D4/132
- D457,327 S \* 5/2002 Liu ..... D4/115
- D804,122 S \* 11/2017 Larouche ..... D32/50
- 2011/0277257 A1 \* 11/2011 Chapman ..... A46B 5/02  
15/207.2

**FOREIGN PATENT DOCUMENTS**

CA 176890 \* 5/2018

\* cited by examiner

*Primary Examiner* — Karen E Eldridge Powers

(74) *Attorney, Agent, or Firm* — Hodgson Russ LLP

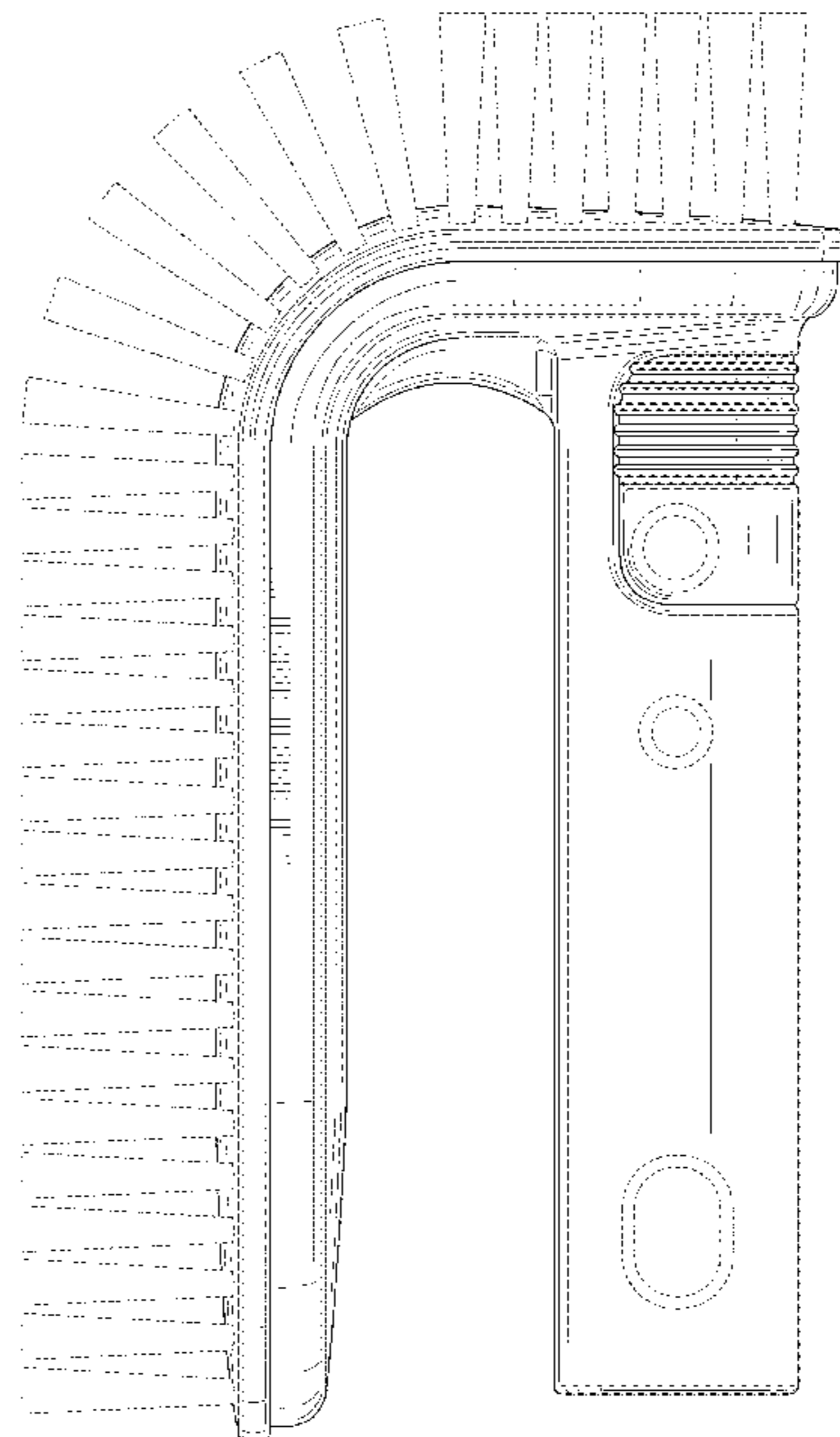
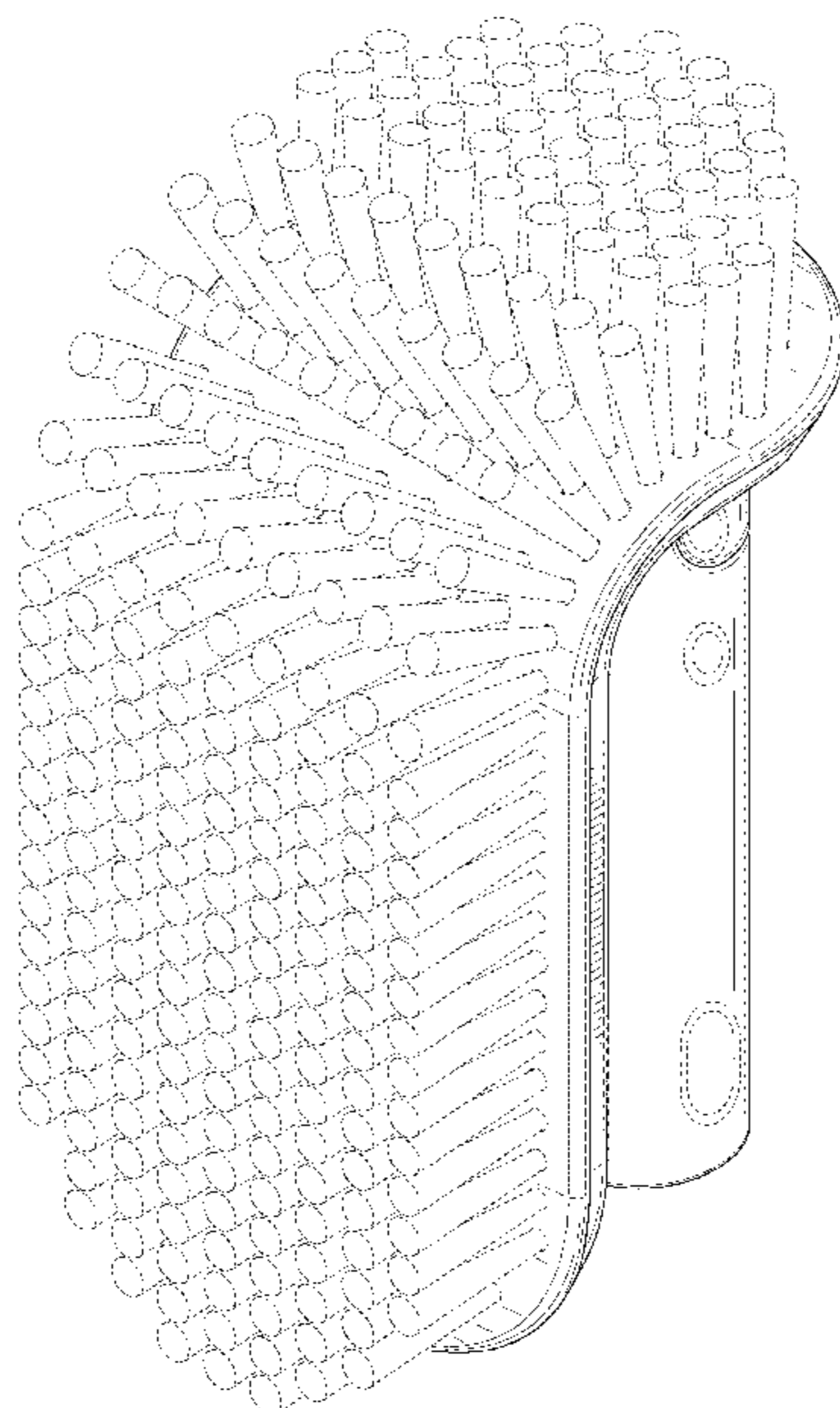
(57) **CLAIM**

The ornamental design for a swimming pool brush, as shown and described.

**DESCRIPTION**

FIG. 1 is a bottom perspective view of a swimming pool brush showing my new design;  
 FIG. 2 is a top perspective view thereof;  
 FIG. 3 is a bottom plan view thereof;  
 FIG. 4 is a top plan view thereof;  
 FIG. 5 is a left side elevational view thereof;  
 FIG. 6 is a right side elevational view thereof;  
 FIG. 7 is a front elevational view thereof; and,  
 FIG. 8 is a rear elevational view thereof.  
 The broken lines show environmental features that form no part of the claimed design.

**1 Claim, 8 Drawing Sheets**



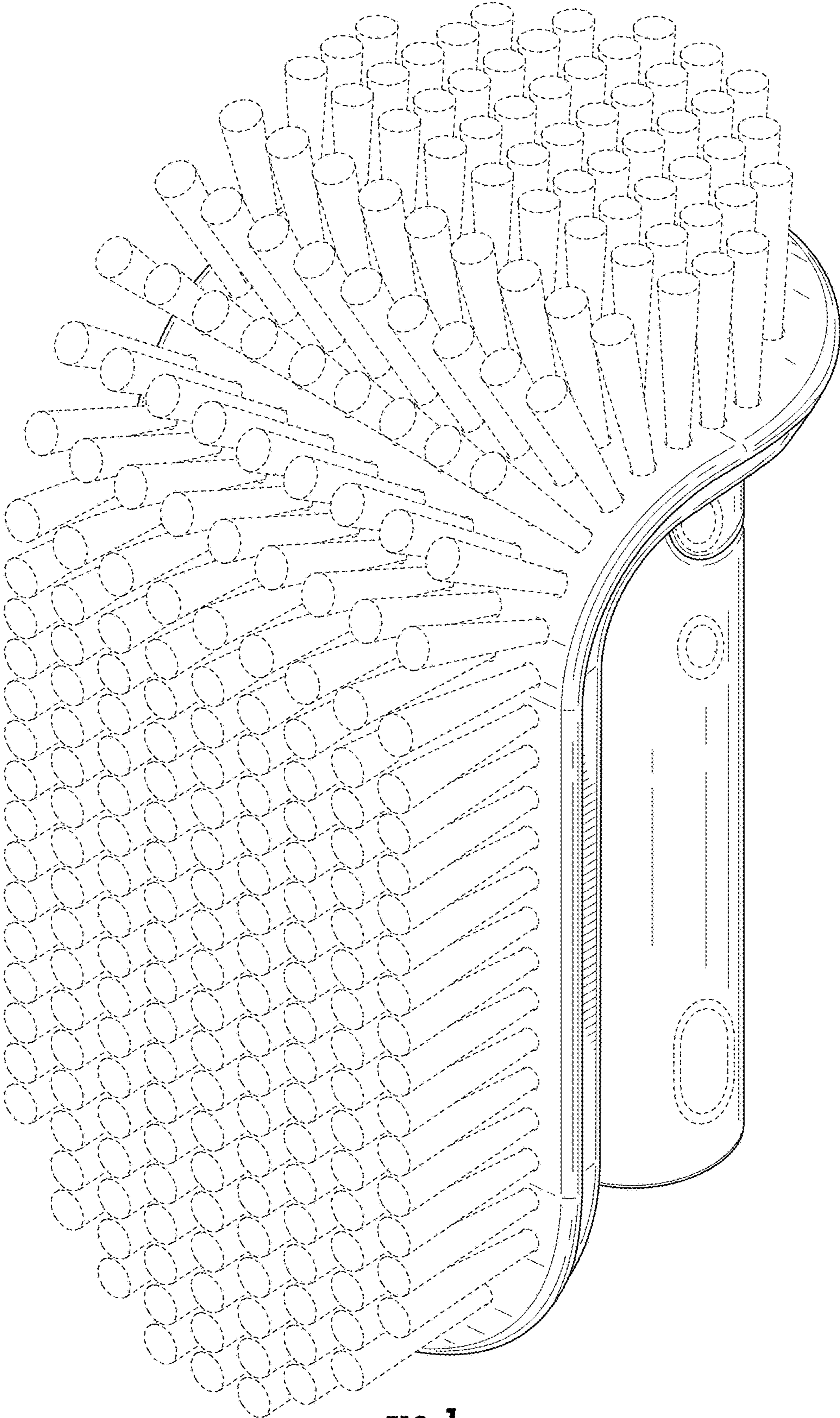


FIG. 1

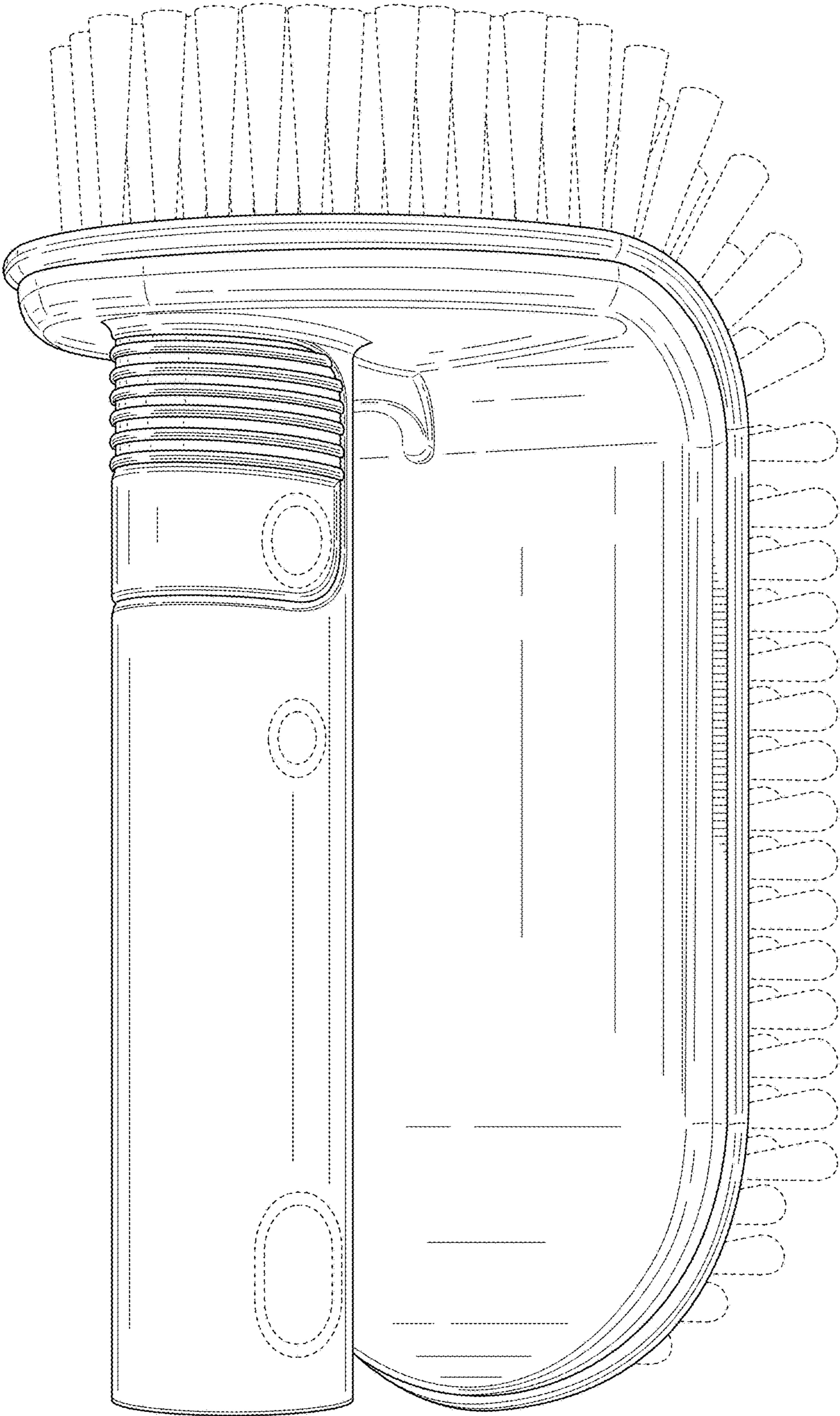


FIG. 2




FIG. 3

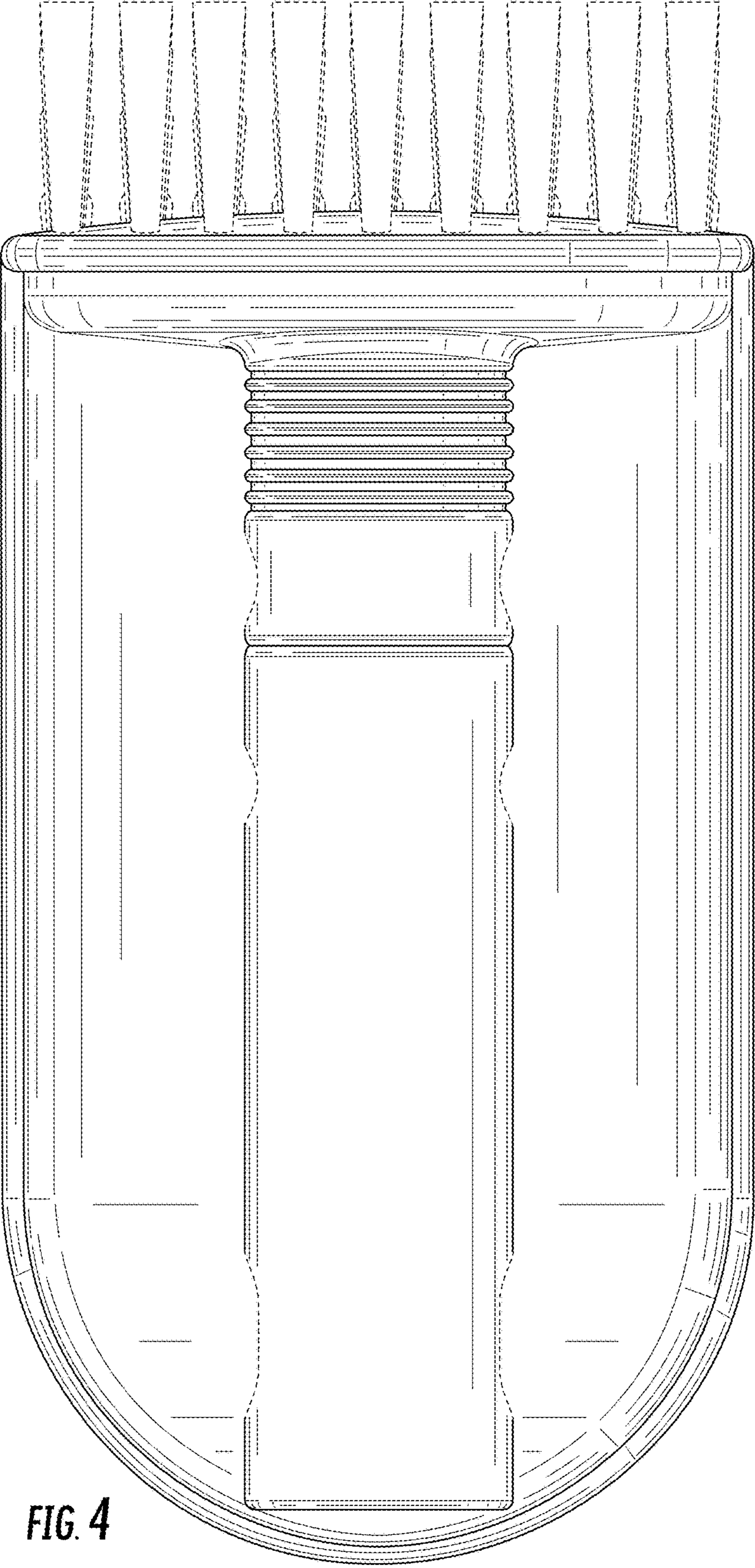


FIG. 4

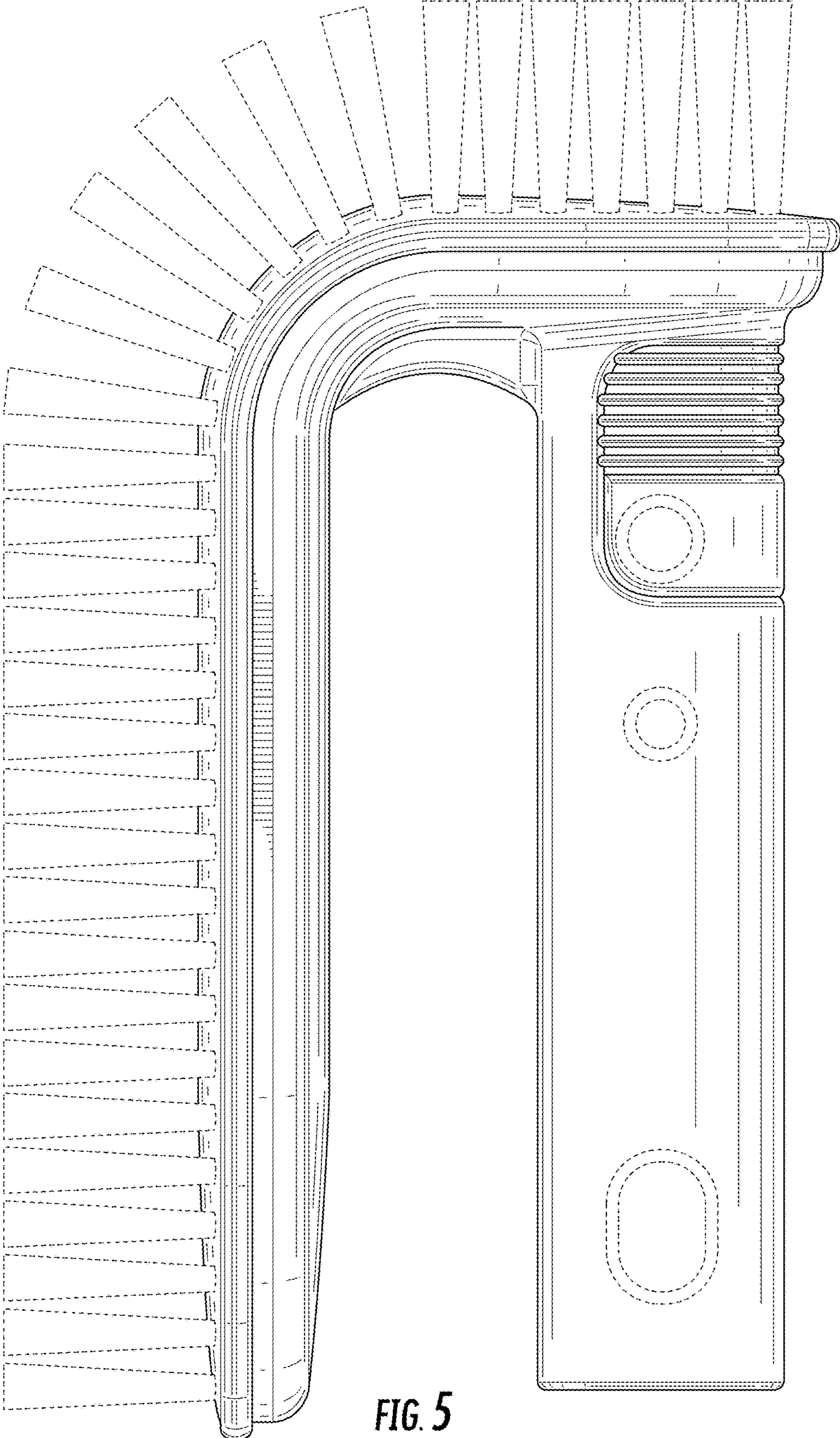


FIG. 5

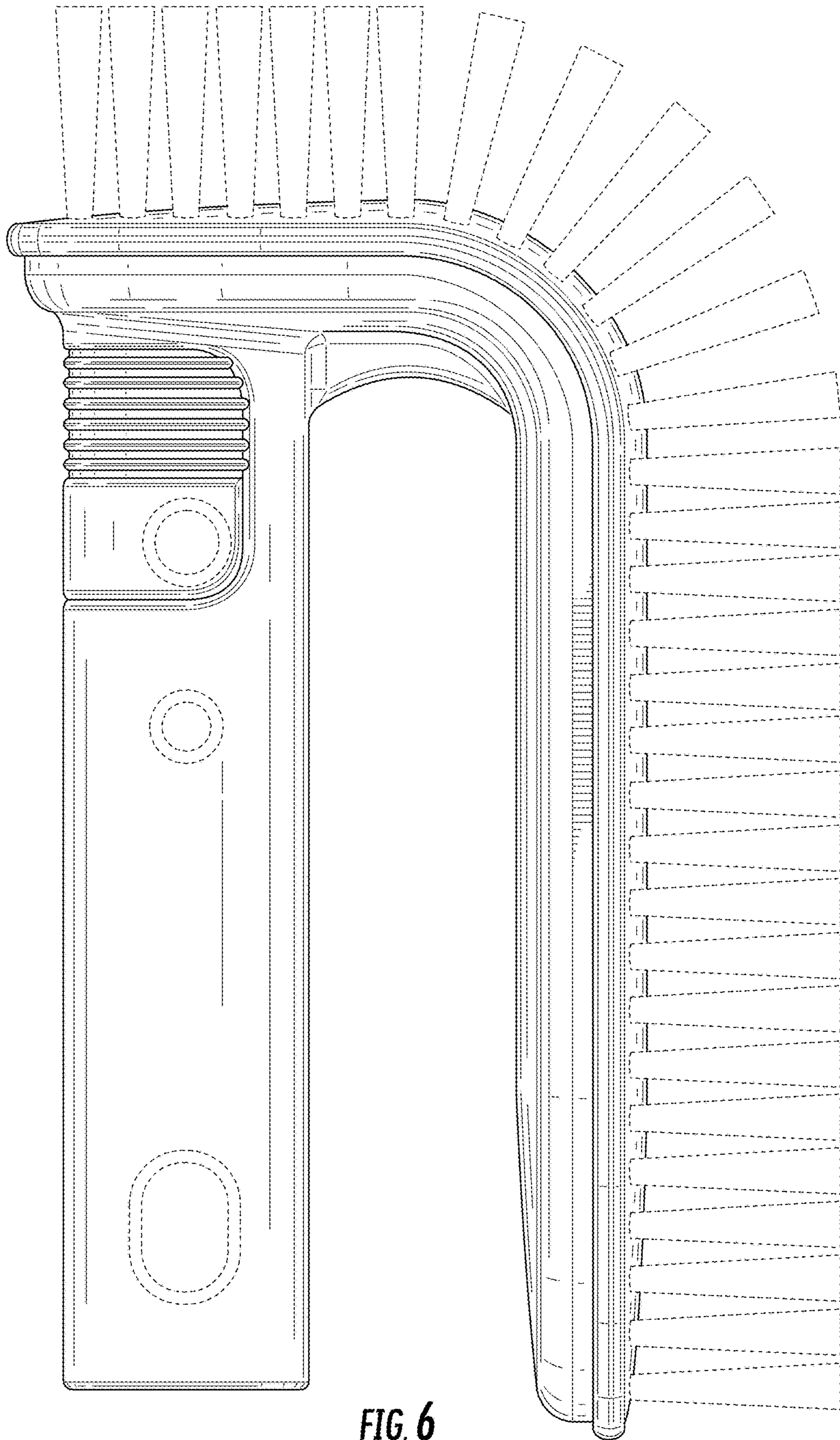
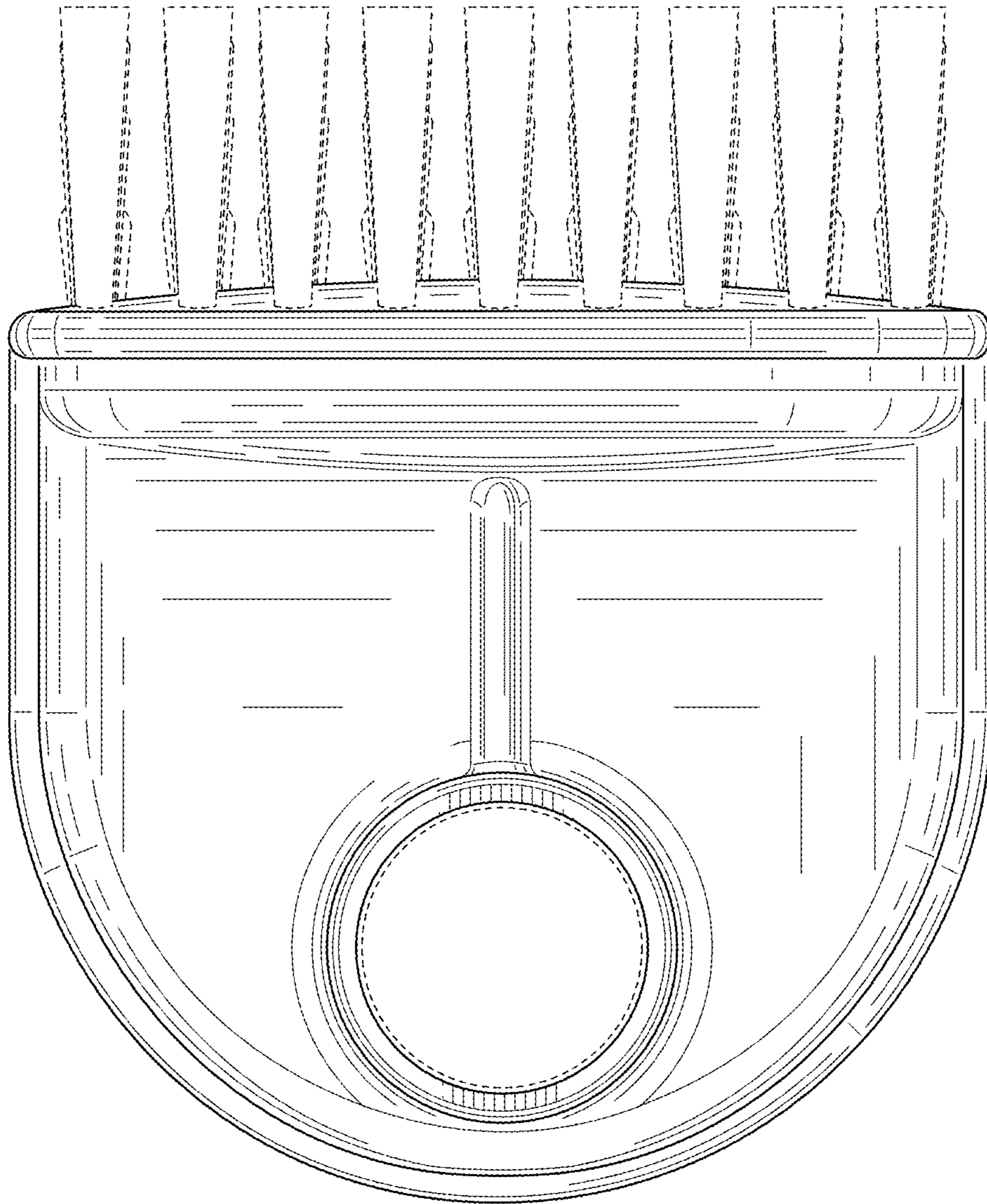


FIG. 6







**FIG. 8**