



US00D827958S

(12) **United States Design Patent** (10) **Patent No.:** **US D827,958 S**
Lee (45) **Date of Patent:** **** Sep. 4, 2018**

(54) **DOOR FOR WASHING MACHINE**
(71) Applicant: **LG ELECTRONICS INC.**, Seoul (KR)
(72) Inventor: **Yongsok Lee**, Seoul (KR)
(73) Assignee: **LG ELECTRONICS INC.**, Seoul (KR)
(**) Term: **15 Years**
(21) Appl. No.: **35/501,992**
(22) Filed: **May 30, 2016**

(80) **Hague Agreement Data**

Int. Filing Date: **May 30, 2016**
Int. Reg. No.: **DM/091080**
Int. Reg. Date: **May 30, 2016**
Int. Reg. Pub. Date: **Dec. 2, 2016**

(30) **Foreign Application Priority Data**

Nov. 30, 2015 (KR) 30-2015-0060415

(51) **LOC (11) Cl.** **15-05**

(52) **U.S. Cl.**
USPC **D32/25**

(58) **Field of Classification Search**

USPC D32/1, 5, 6, 8, 10, 25, 28
CPC D06F 3/02; D06F 2204/065; D06F 25/00;
D06F 35/006; D06F 37/28; D06F 39/14;
D06F 58/00; D06F 58/02; D06F 58/04;
D06F 58/20; D06F 23/04; G05B 19/042
See application file for complete search history.

(56) **References Cited**

U.S. PATENT DOCUMENTS

D428,222 S * 7/2000 Tunzi D32/25
D434,536 S * 11/2000 Schober D32/25
D617,512 S * 6/2010 DeSalvo D32/25

D618,871 S * 6/2010 DeSalvo D32/25
D620,212 S * 7/2010 Bixby D32/25
D646,859 S * 10/2011 DeSalvo D32/25
D648,909 S * 11/2011 Bhattacharya D32/25
D651,778 S * 1/2012 Miller D32/25
D699,906 S * 2/2014 Choi D32/25
D714,502 S * 9/2014 Jeon D32/25
D746,006 S * 12/2015 Ha D32/25
D755,457 S * 5/2016 Chung D32/25
D758,028 S * 5/2016 Bixby D32/25
D758,032 S * 5/2016 Bixby D32/25
D759,326 S * 6/2016 Jeon D32/25
D759,915 S * 6/2016 Choi D32/25
D760,456 S * 6/2016 Jeon D32/25
D761,506 S * 7/2016 Choi D32/25
D767,835 S * 9/2016 Ha D32/25
D772,507 S * 11/2016 Bixby D32/25
2003/0046964 A1 * 3/2003 Bollmann D06F 37/28
68/139

* cited by examiner

Primary Examiner — Darlington Ly

(74) *Attorney, Agent, or Firm* — Birch, Stewart, Kolasch & Birch, LLP

(57) **CLAIM**

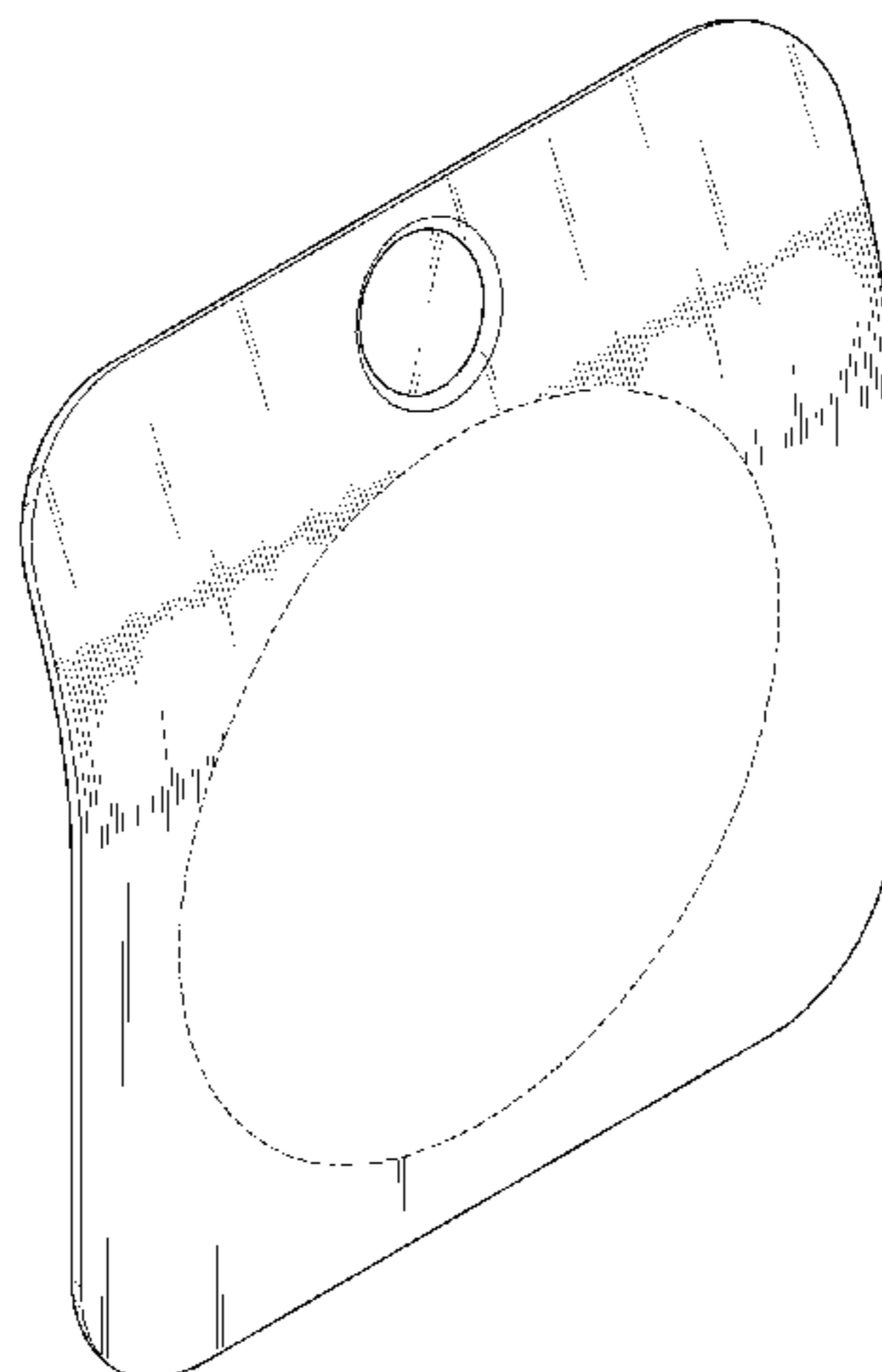
The ornamental design for a door for washing machine, as shown and described.

DESCRIPTION

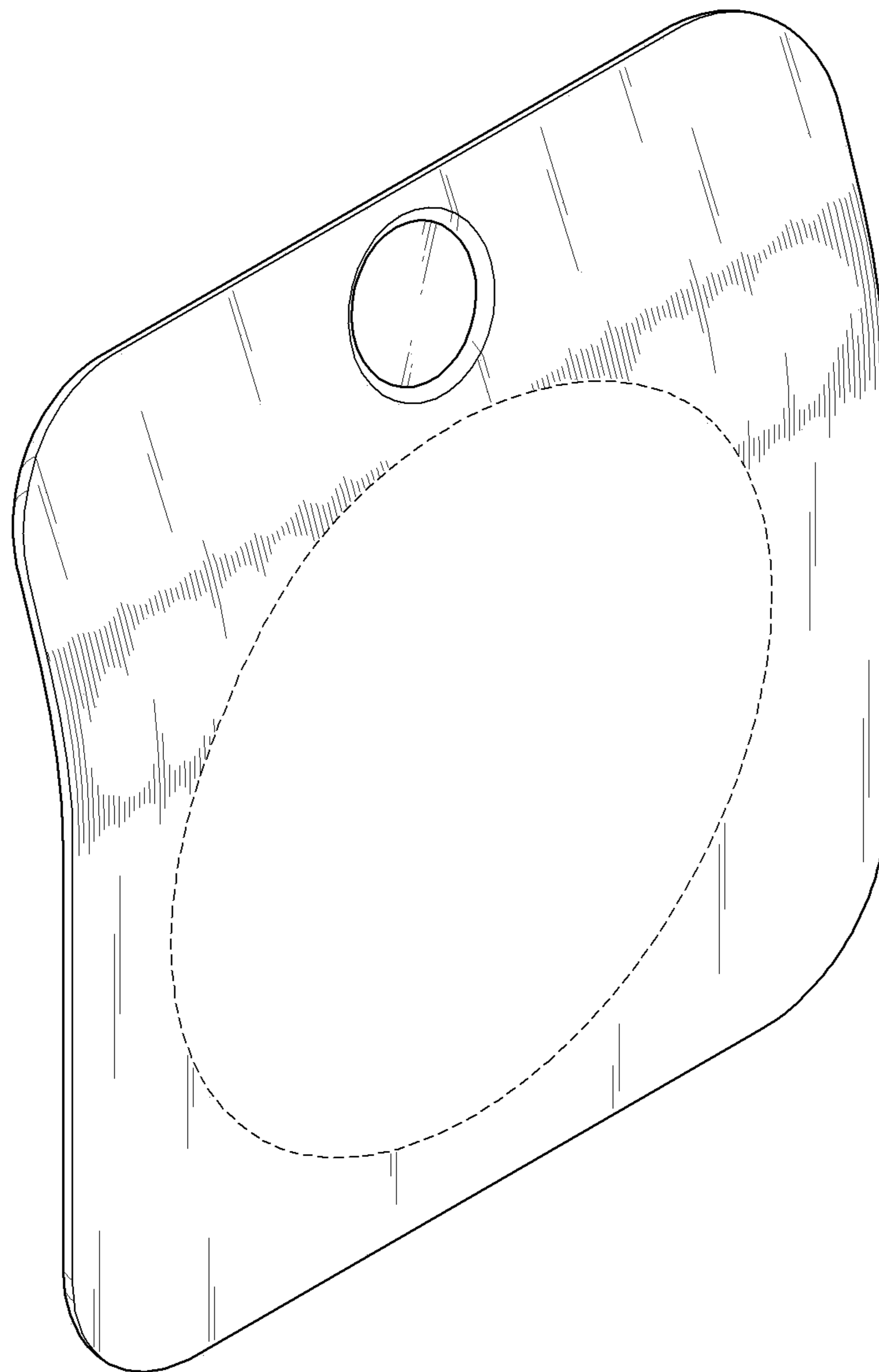
1. Door for washing machine
1.1 is a top, front, and left side perspective view of a door for washing machine showing my new design;
1.2 is a front elevation view thereof;
1.3 is a rear elevation view thereof;
1.4 is a left side elevation view thereof;
1.5 is a right side elevation view thereof;
1.6 is a top plan view thereof; and
1.7 is a bottom plan view thereof.

The broken lines in the reproductions illustrate portions of the door for washing machine that form no part of the claimed design.

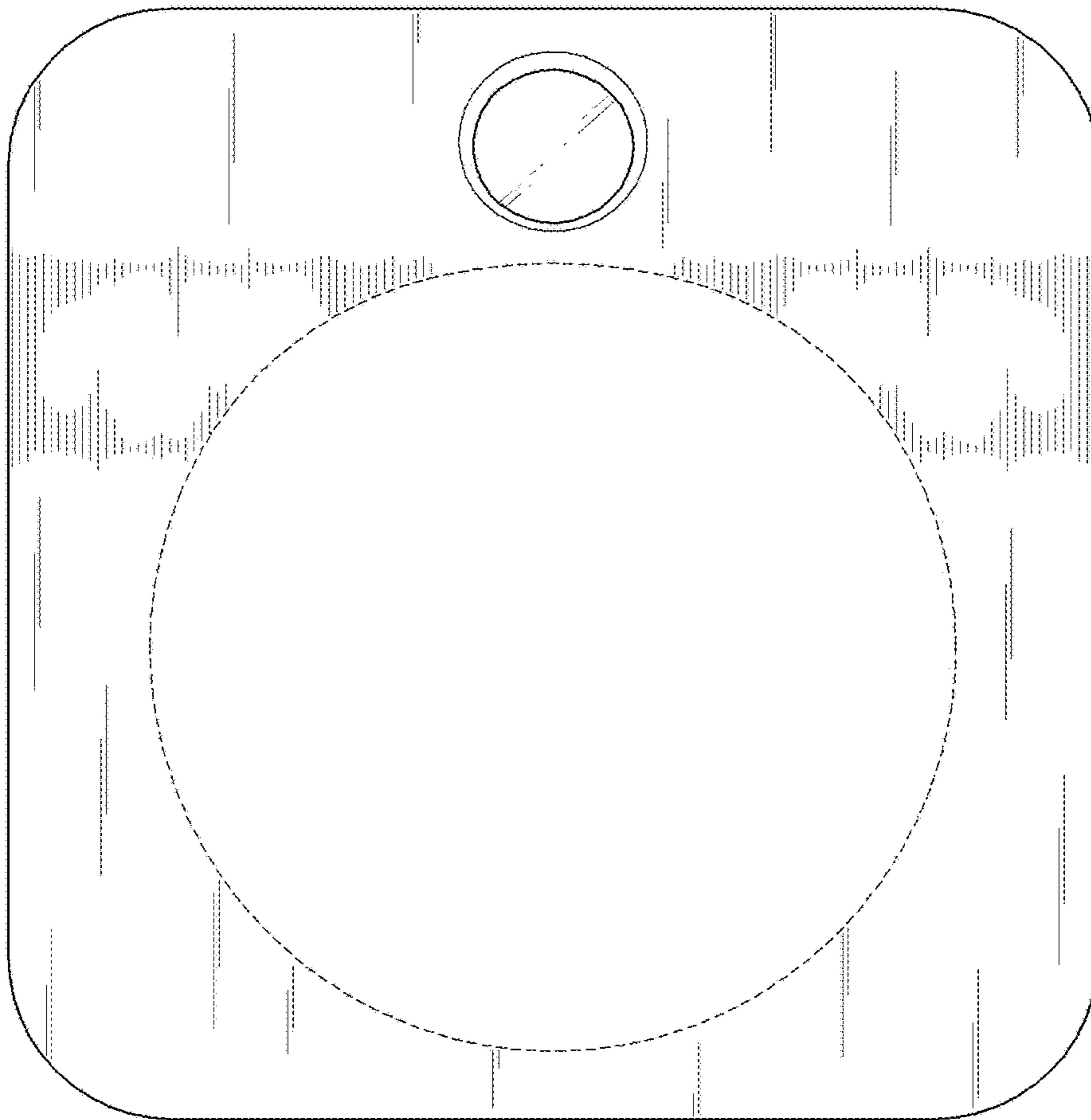
1 Claim, 7 Drawing Sheets



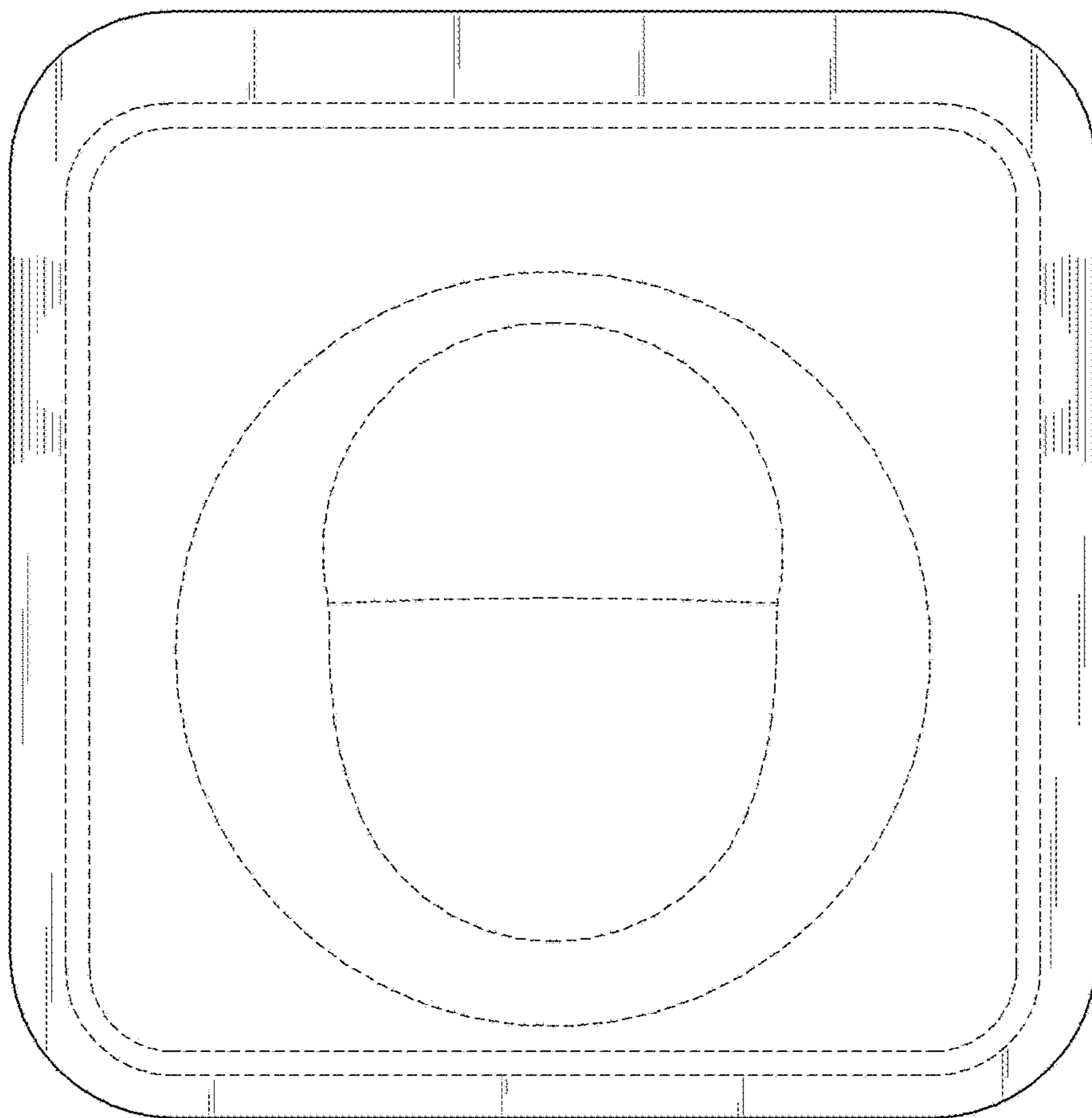
1.1



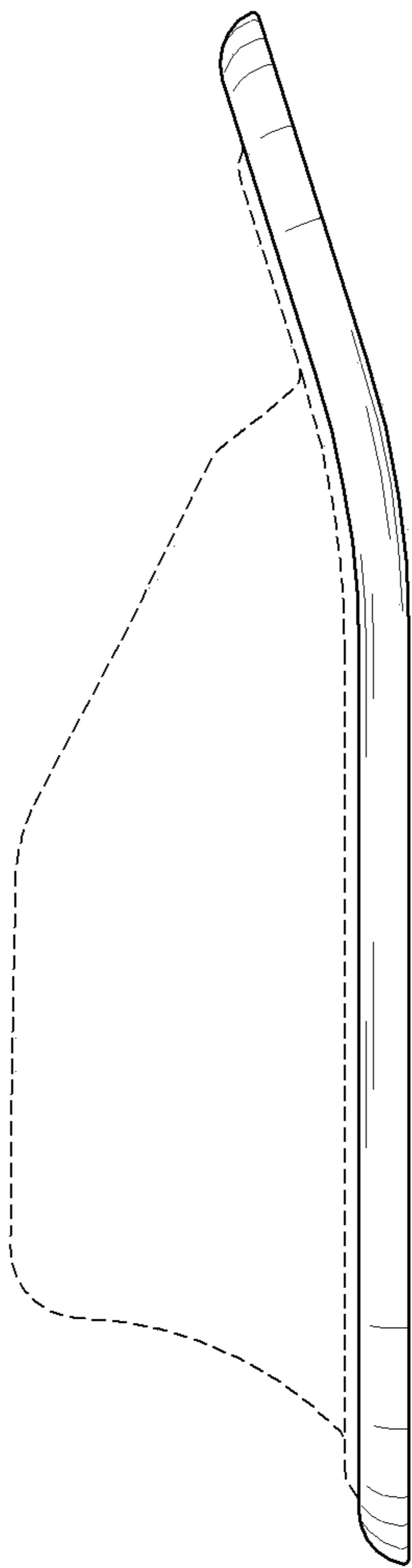
1.2



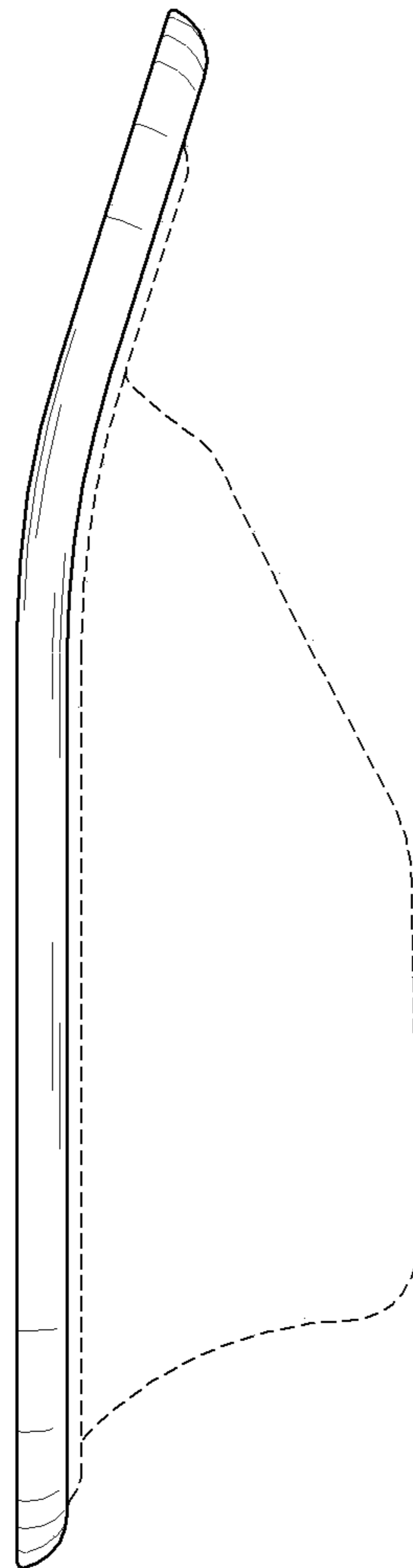
1.3



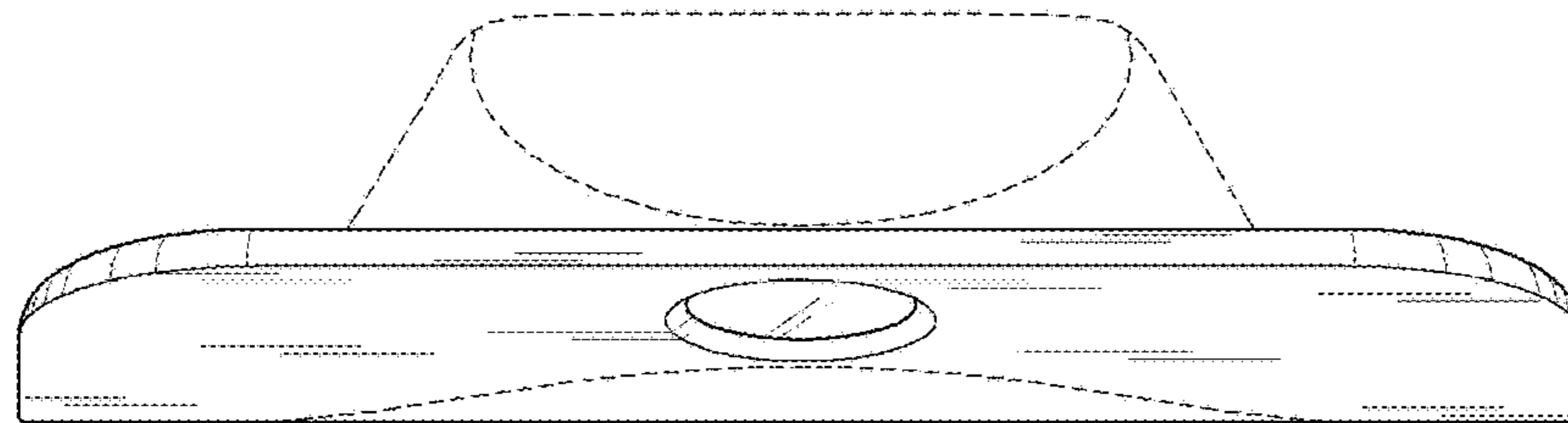
1.4



1.5



1.6



1.7

