



US00D827951S

(12) **United States Design Patent** (10) **Patent No.:** **US D827,951 S**
Lee et al. (45) **Date of Patent:** **** Sep. 4, 2018**

(54) **DISHWASHER**
(71) Applicant: **LG ELECTRONICS INC.**, Seoul (KR)
(72) Inventors: **Junghwan Lee**, Seoul (KR); **Kyungah Lee**, Seoul (KR); **Hyejin Lee**, Seoul (KR); **Jeaseok Seong**, Seoul (KR)
(73) Assignee: **LG ELECTRONICS INC.**, Seoul (KR)
(**) Term: **15 Years**
(21) Appl. No.: **35/502,176**
(22) Filed: **Jun. 27, 2016**
(80) **Hague Agreement Data**
Int. Filing Date: **Jun. 27, 2016**
Int. Reg. No.: **DM/091429**
Int. Reg. Date: **Jun. 27, 2016**
Int. Reg. Pub. Date: **Dec. 30, 2016**

(30) **Foreign Application Priority Data**
Dec. 30, 2015 (KR) 30-2015-0067241
(51) **LOC (11) Cl.** **15-05**
(52) **U.S. Cl.**
USPC **D32/2**
CPC **A47L 15/00 (2013.01)**
(58) **Field of Classification Search**
USPC D32/2, 3, 6, 28; D7/304, 339-441; D13/162, 177; D14/486, 489
CPC A47L 15/00; A47L 15/02
See application file for complete search history.

(56) **References Cited**
U.S. PATENT DOCUMENTS
D383,879 S * 9/1997 Good D32/3
D383,880 S * 9/1997 Good D32/3

D393,505 S * 4/1998 Good D32/3
D398,092 S * 9/1998 Good D32/3
D441,149 S * 4/2001 Bournay, Jr. D32/3
D441,150 S * 4/2001 Bournay, Jr. D32/3
D473,980 S * 4/2003 Bowser D32/3
D493,016 S * 7/2004 Kaczmarek D32/3
D493,580 S * 7/2004 Ott D32/3
D495,102 S * 8/2004 Kaczmarek D32/3
D511,403 S * 11/2005 Ott D32/3
D511,870 S * 11/2005 Paik D32/2
D512,543 S * 12/2005 Jeong D32/2
D627,939 S * 11/2010 Kim D32/2
D643,164 S * 8/2011 Yalcin D32/3
D677,023 S * 2/2013 Borjesson D32/2
D682,491 S * 5/2013 Kim D32/2
D689,248 S * 9/2013 Eng D32/3
D725,325 S * 3/2015 Lee D32/3
D725,851 S * 3/2015 Lee D32/3
D741,556 S * 10/2015 Lee D32/3
D743,118 S * 11/2015 Lee D32/2
D750,854 S * 3/2016 Lee D32/3
D750,855 S * 3/2016 Lee D32/3
D758,026 S * 5/2016 Choi D32/3
D760,452 S * 6/2016 Roberson D32/2

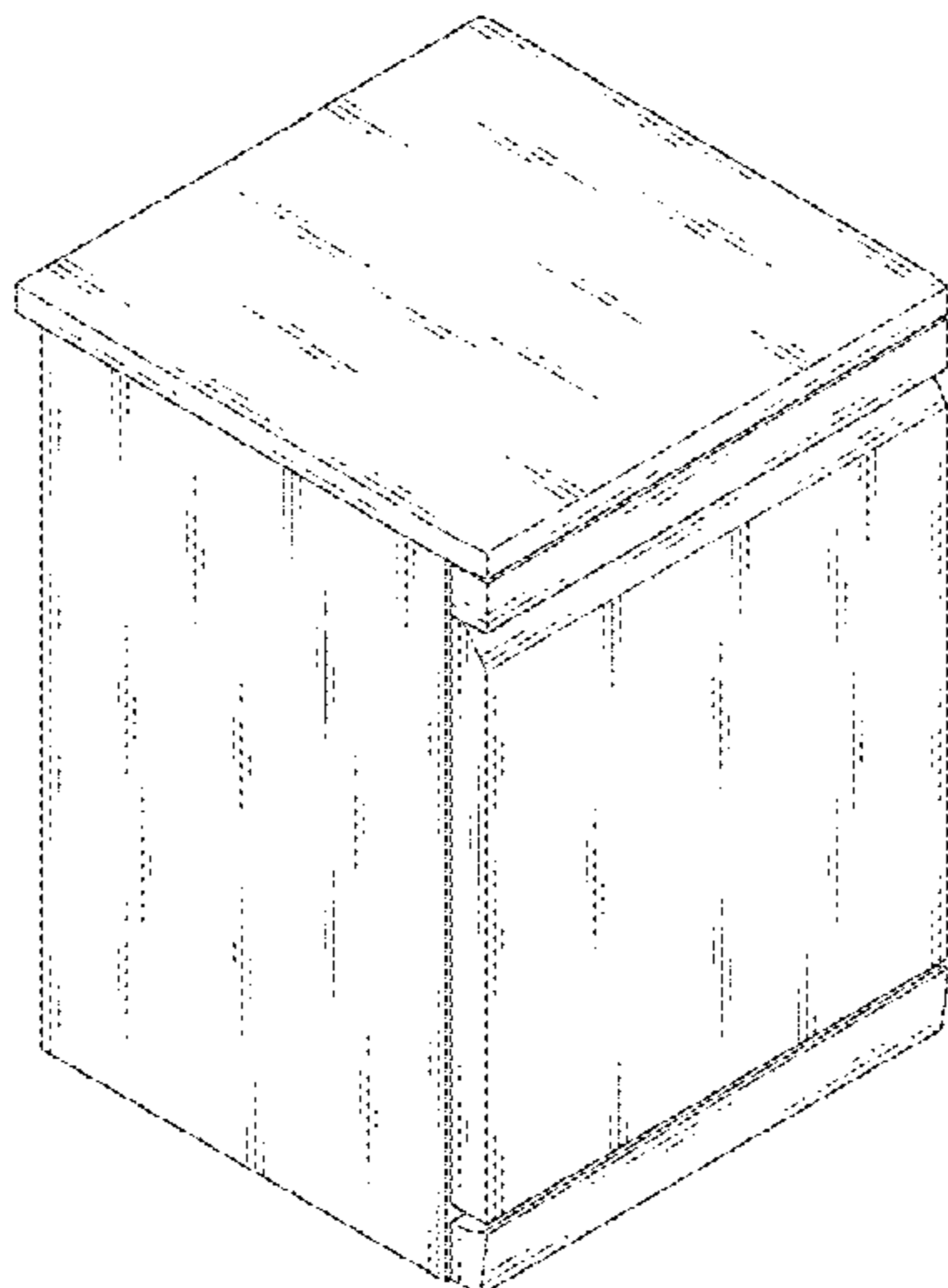
(Continued)

Primary Examiner — Richard E Chilcot
(74) *Attorney, Agent, or Firm* — Birch, Stewart, Kolasch & Birch, LLP

(57) **CLAIM**
The ornamental design for a dishwasher, as shown and described.

DESCRIPTION
1. Dishwasher
1.1 is a perspective view of a dishwasher showing our new design;
1.2 is a front elevation view thereof;
1.3 is a rear elevation view thereof;
1.4 is a left-side elevation view thereof;
1.5 is a right-side elevation view thereof;
1.6 is a top plan view thereof;
1.7 is a bottom plan view thereof; and
1.8 is a perspective view thereof, in a use condition.

1 Claim, 8 Drawing Sheets



(56)

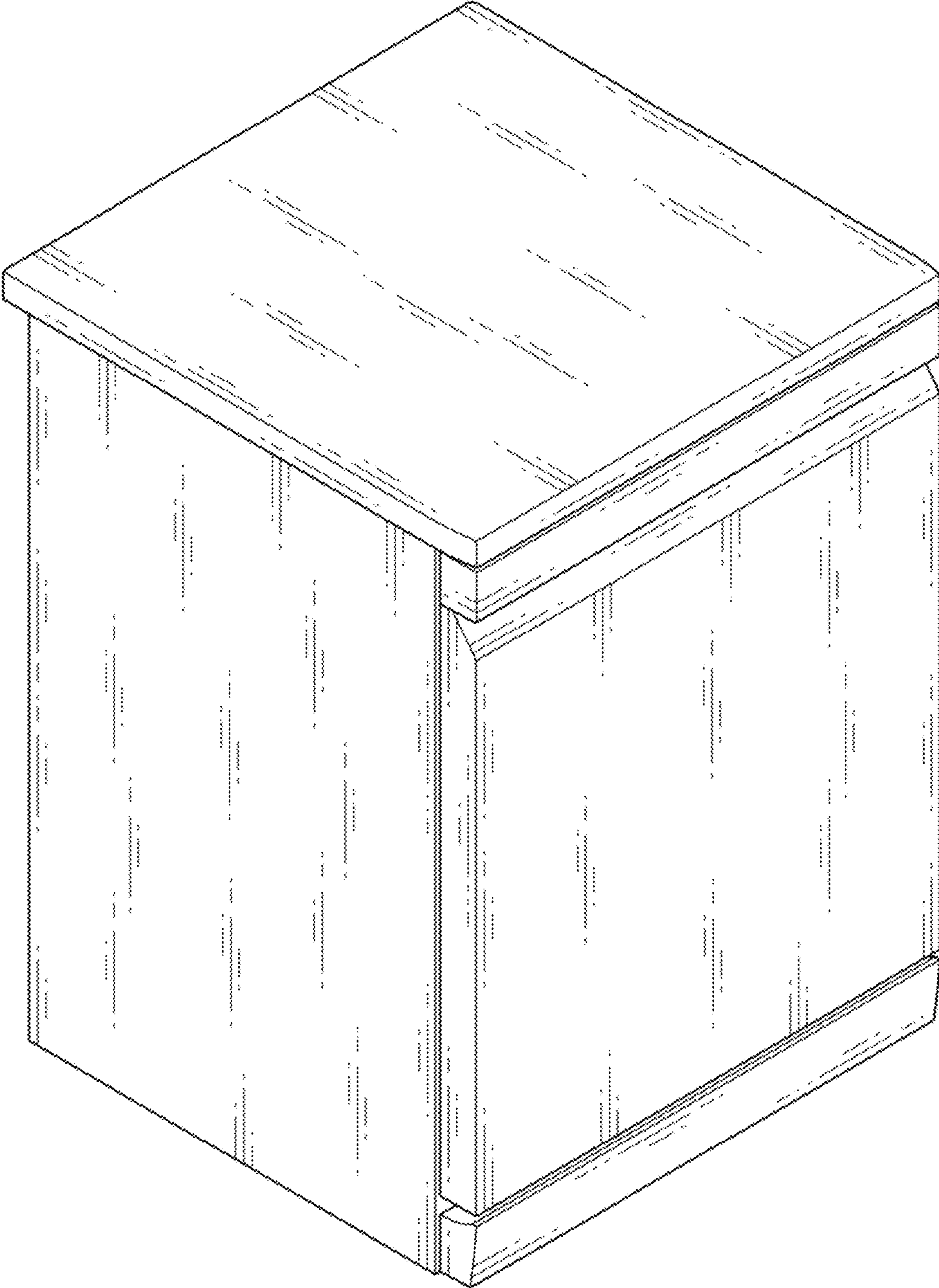
References Cited

U.S. PATENT DOCUMENTS


D761,500	S	*	7/2016	Feddema	D32/3
D762,019	S	*	7/2016	Ferencevich	D32/3
D773,751	S	*	12/2016	Hederstierna	D32/3
D775,770	S	*	1/2017	Yoon	D32/2
D778,008	S	*	1/2017	Roberson	D32/3
D798,509	S	*	9/2017	Fuller	D32/3
D799,763	S	*	10/2017	Haft	D32/3
D799,764	S	*	10/2017	Haft	D32/3
D800,974	S	*	10/2017	Cadamuro	D32/2
D800,975	S	*	10/2017	Cadamuro	D32/2
D801,600	S	*	10/2017	Kim	D32/2
D801,601	S	*	10/2017	Kim	D32/3
D802,230	S	*	11/2017	Shoemaker	D32/2

* cited by examiner

1.1




1.2




1.3




1.4



1.5



1.6



1.7



1.8

