



US00D827938S

(12) **United States Design Patent** (10) **Patent No.:** **US D827,938 S**  
**Lebel et al.** (45) **Date of Patent:** **\*\* Sep. 4, 2018**

(54) **MANDIBLE GUARD**

(56) **References Cited**

(71) Applicant: **Revision Military S.a.r.L.**,  
Luxembourg (LU)  
(72) Inventors: **Stéphane Lebel**, St. Redempteur (CA);  
**Dominic Giroux Bernier**, St-Gabriel de  
Brandon (CA)  
(73) Assignee: **Revision Military S.a.r.L.**,  
Luxembourg (LU)  
(\*\*) Term: **15 Years**  
(21) Appl. No.: **29/611,082**  
(22) Filed: **Jul. 18, 2017**

U.S. PATENT DOCUMENTS

D243,127 S	1/1977	Farquharson	
4,250,577 A	2/1981	Smith	
D406,402 S	3/1999	Simpson	
6,289,521 B1	9/2001	Ikeda	
D450,160 S	11/2001	Kalhok	
6,363,528 B1	4/2002	Cyr	
6,381,749 B1	5/2002	Cyr	
D499,213 S	11/2004	Lee	
D526,092 S *	8/2006	Egger .....	D29/122
D536,833 S	2/2007	Broersma	
D548,893 S	8/2007	Hedge et al.	
D556,386 S	11/2007	Lee	
7,555,788 B2	7/2009	Schimpf	
D632,439 S	2/2011	Lebel et al.	
D636,536 S	4/2011	Lee	
D638,168 S	5/2011	Lebel et al.	
D638,172 S	5/2011	Lebel et al.	
D684,320 S	6/2013	Mateu Codina	
D701,002 S	3/2014	Lebel et al.	
D703,874 S	4/2014	Lebel	

(Continued)

*Primary Examiner* — Randall H Gholson

(74) *Attorney, Agent, or Firm* — Wolf, Greenfield & Sacks, P.C.

**Related U.S. Application Data**

(60) Continuation of application No. 29/578,963, filed on Sep. 26, 2016, now Pat. No. Des. 795,502, which is a division of application No. 29/528,692, filed on May 29, 2015, now Pat. No. Des. 781,506.

(51) **LOC (11) Cl.** ..... **29-02**

(52) **U.S. Cl.**  
USPC ..... **D29/122**

(58) **Field of Classification Search**

USPC ..... D29/100, 102, 104, 105, 106, 107, 108,  
D29/109, 110, 122  
CPC .. A42B 1/066; A42B 1/00; A42B 1/06; A42B  
3/228; A42B 3/00; A42B 3/08; A42B  
3/32; A42B 3/222; A42B 3/20; A42B  
3/227; A42B 3/105; A42B 3/04; A42B  
3/06; A42B 3/0406; A42B 3/18; A42B  
3/166; A42B 3/16; A42B 3/22; A42B  
3/0473; A42B 3/127; A63B 71/10; A63B  
71/105; A41D 13/0512

See application file for complete search history.

(57) **CLAIM**

The ornamental design for a mandible guard, as shown and described.

**DESCRIPTION**

FIG. 1 is a top, front, right side perspective view of a mandible guard showing a first embodiment of our new design;

FIG. 2 is a front elevational view thereof;

FIG. 3 is a rear elevational view thereof;

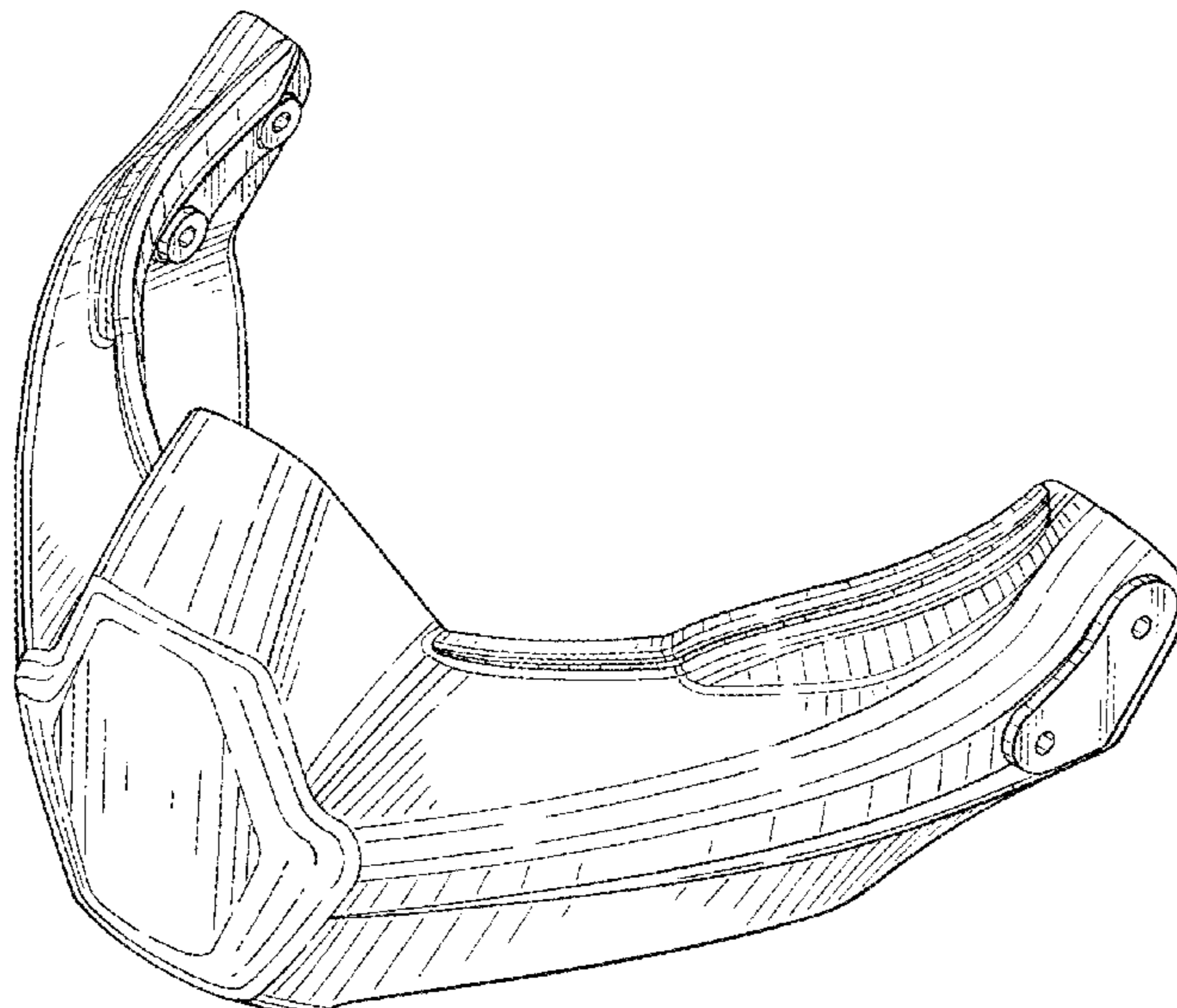
FIG. 4 is a left side elevational view thereof;

FIG. 5 is a right side elevational view thereof;

FIG. 6 is a top plan view thereof; and,

FIG. 7 is a bottom plan view thereof.

**1 Claim, 4 Drawing Sheets**



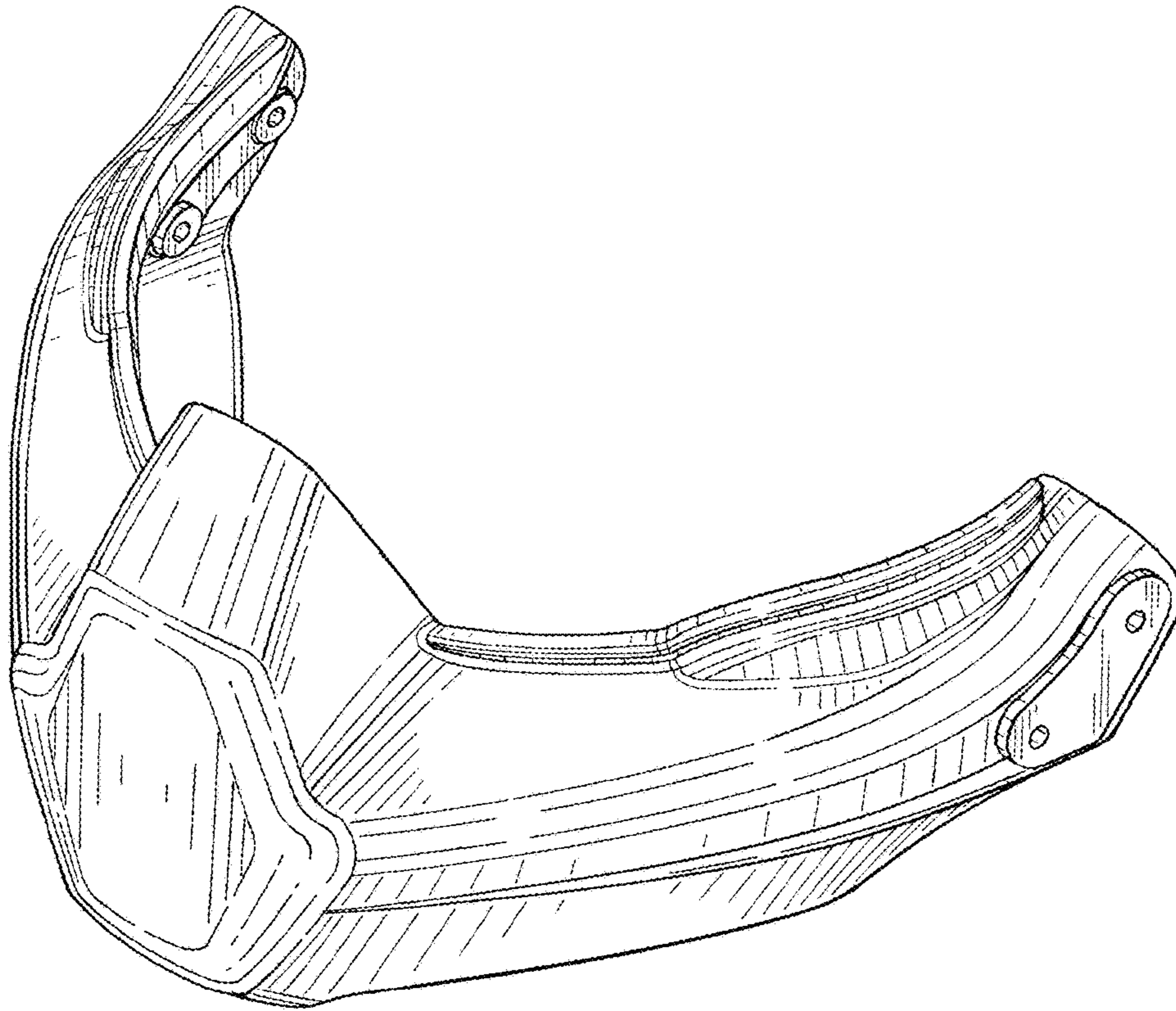
(56)

**References Cited**

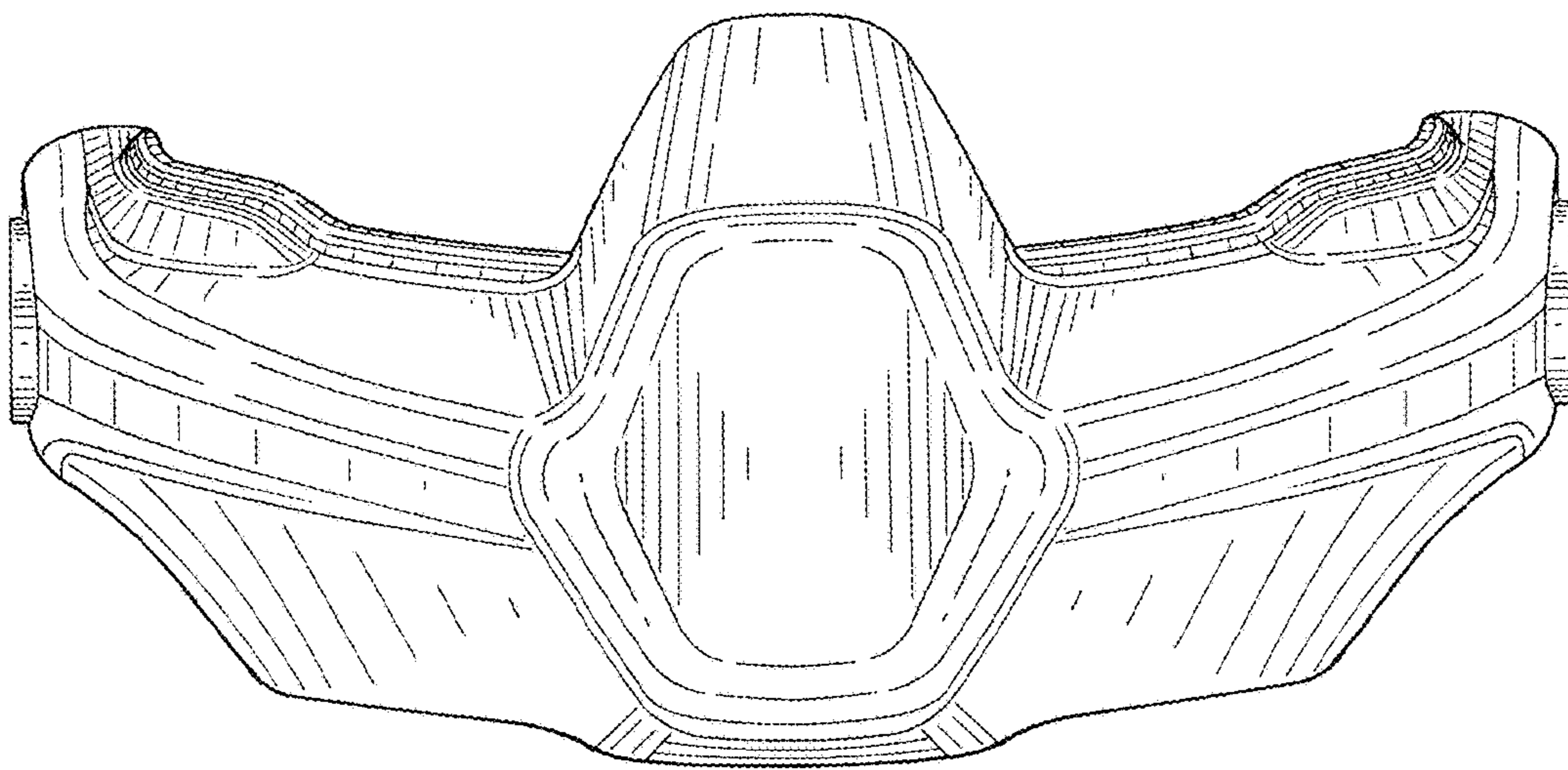
U.S. PATENT DOCUMENTS

D709,653	S	7/2014	Lebel et al.
D711,051	S	8/2014	Noordzij et al.
8,793,816	B2	8/2014	Emrich et al.
D781,506	S	3/2017	Lebel et al.
D795,502	S	8/2017	Lebel et al.
2007/0250993	A1	11/2007	Schimpf
2010/0064405	A1	3/2010	McGovern
2011/0113519	A1	5/2011	Gendron et al.
2012/0117717	A1	5/2012	McGinn et al.
2012/0192329	A1	8/2012	Lebel et al.
2012/0204331	A1	8/2012	Lebel et al.
2012/0317706	A1	12/2012	Lebel et al.
2015/0135417	A1	5/2015	Lebel et al.

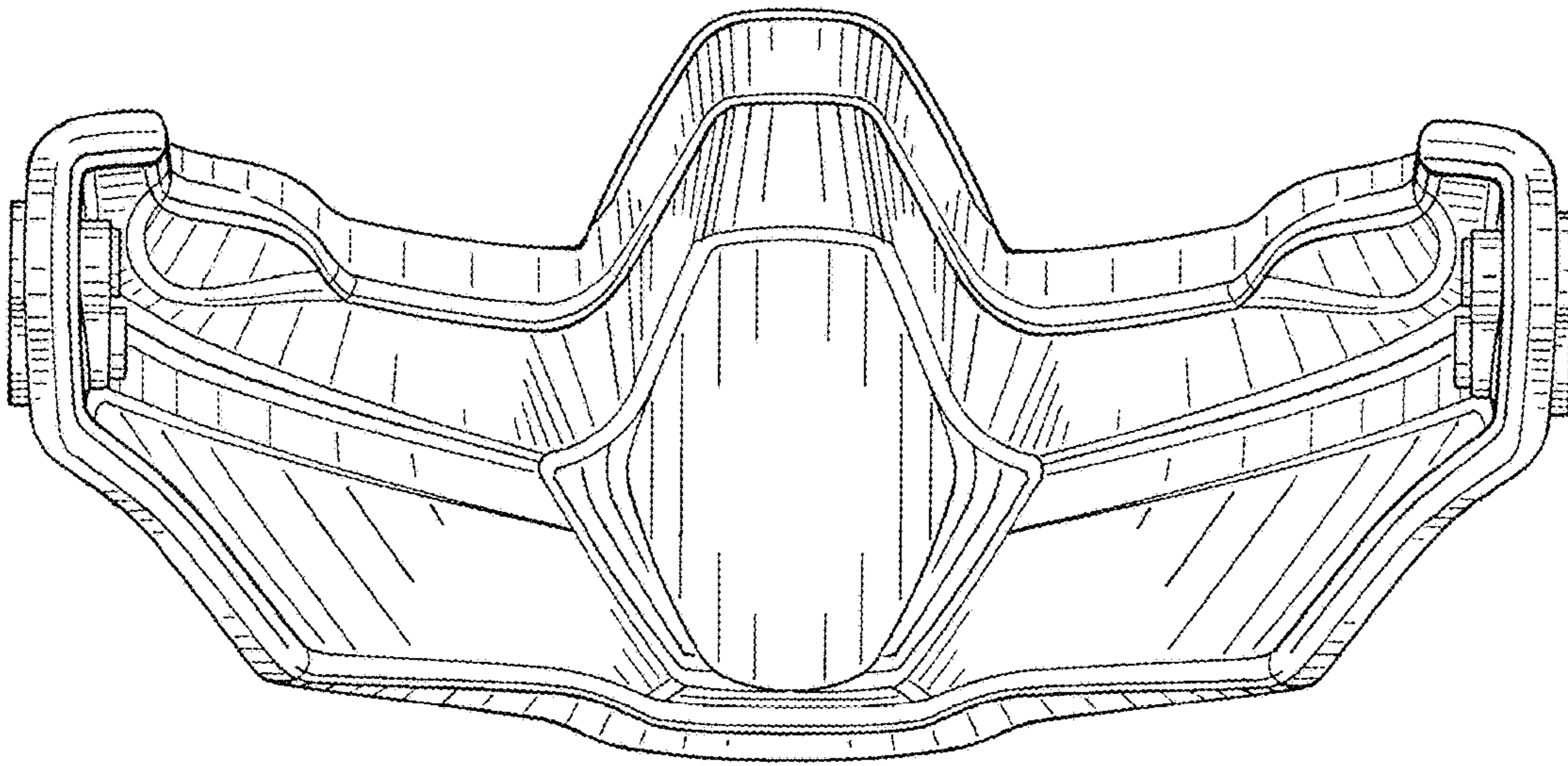
\* cited by examiner



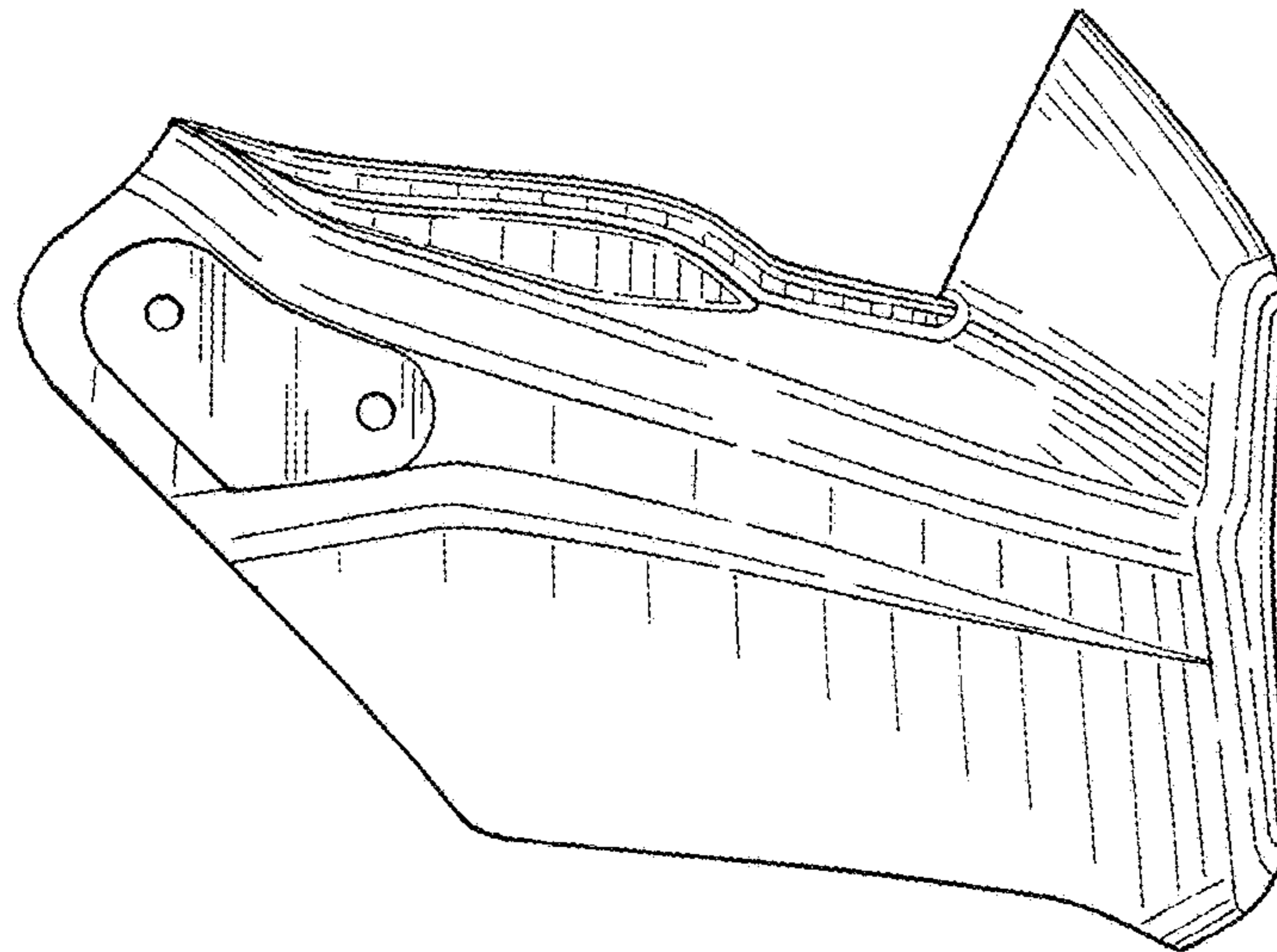
*Fig. 1*



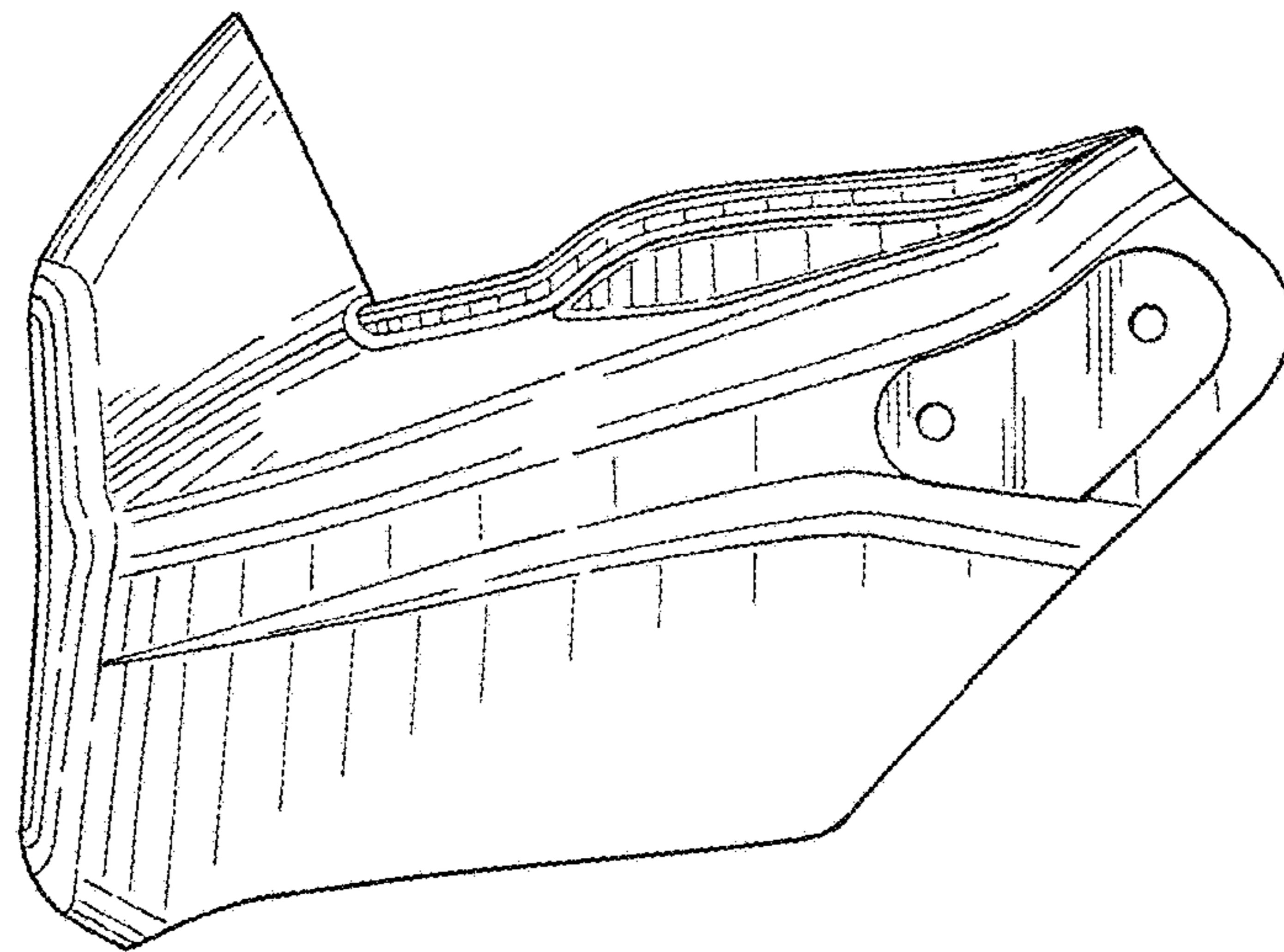
*Fig. 2*



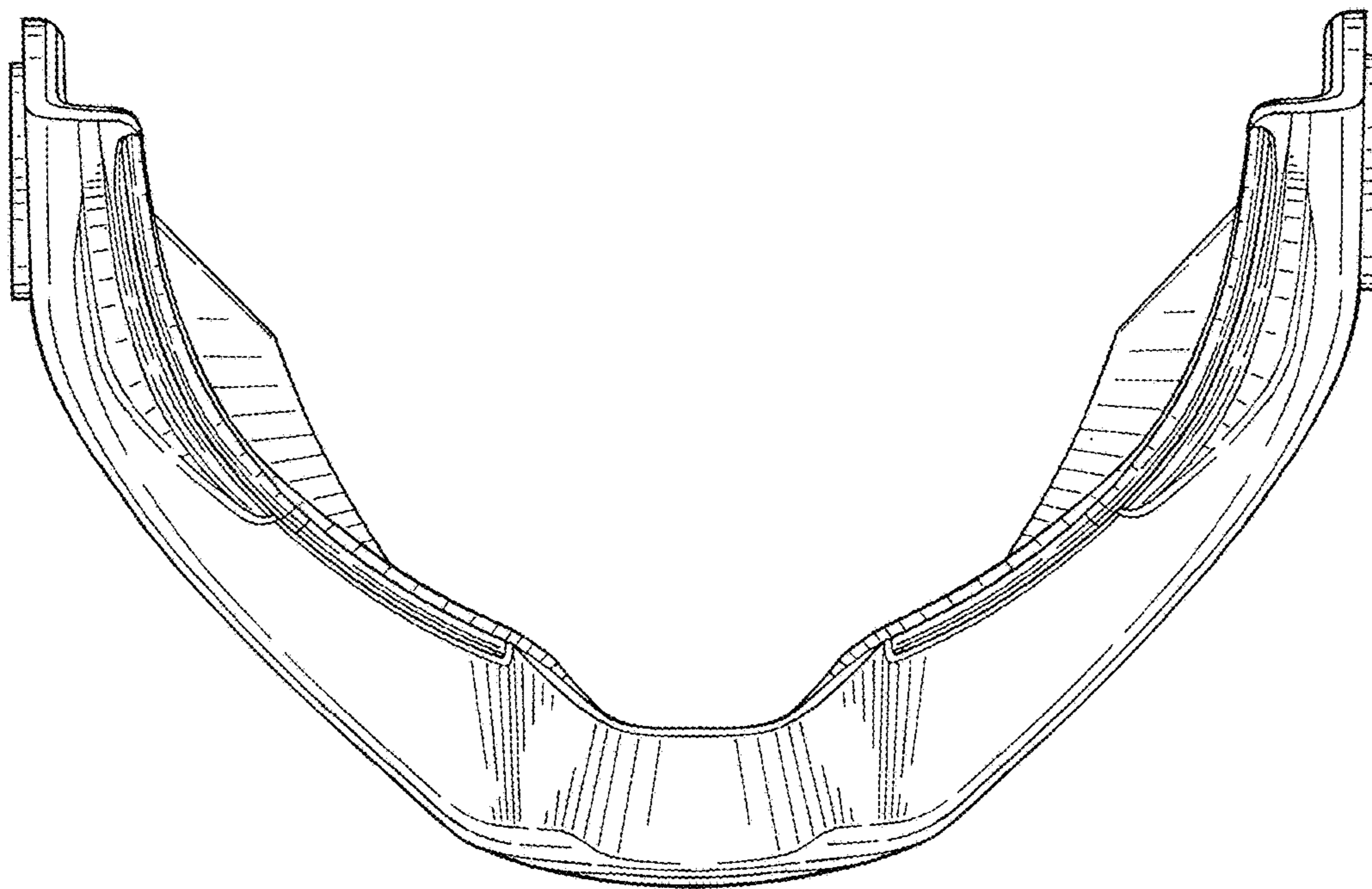
*Fig. 3*



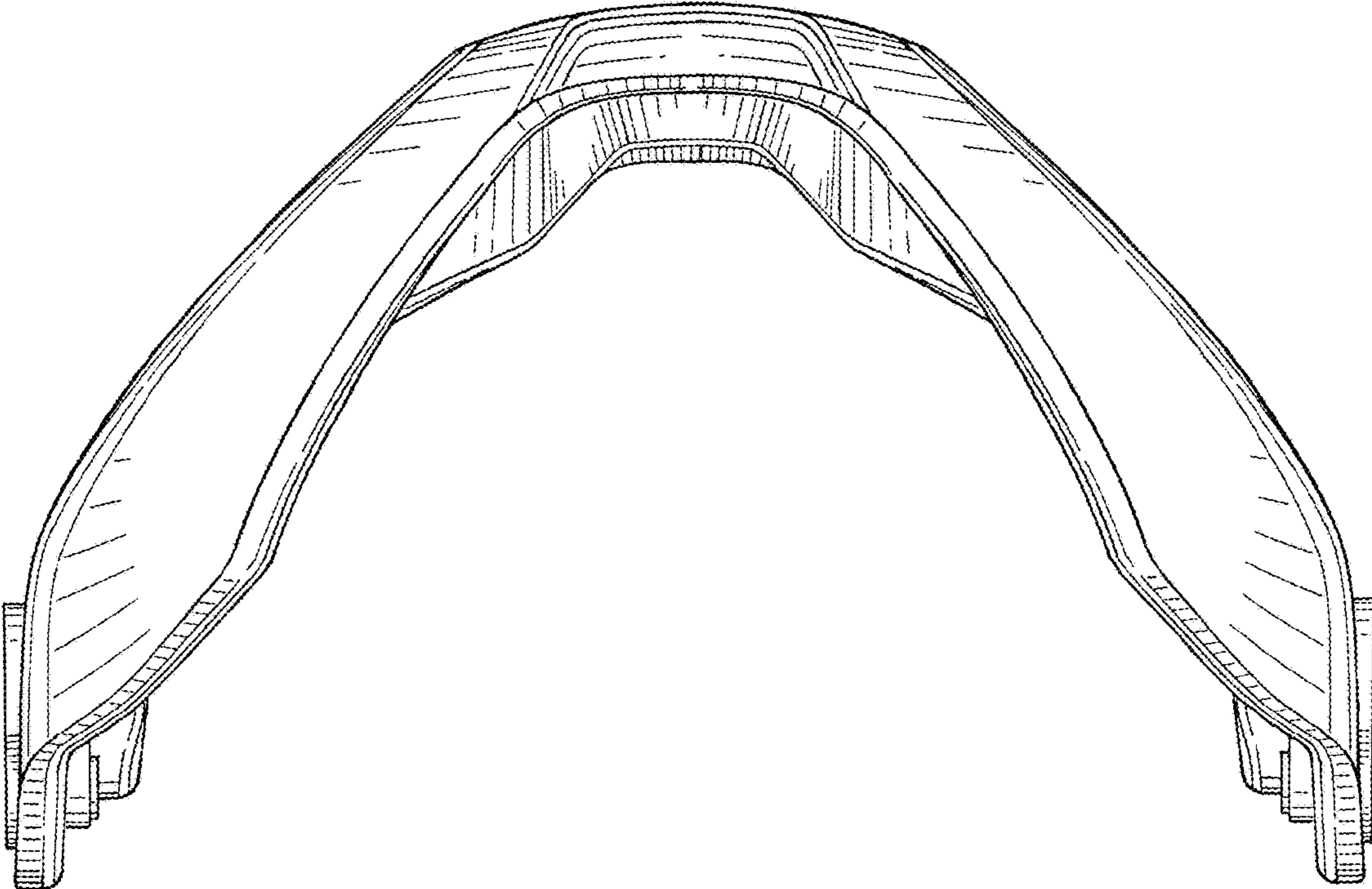
*Fig. 4*



*Fig. 5*



*Fig. 6*



*Fig. 7*