



US00D827926S

(12) **United States Design Patent** (10) **Patent No.:** **US D827,926 S**
Stark et al. (45) **Date of Patent:** **** Sep. 4, 2018**

(54) **MAKEUP APPLICATOR**

(71) Applicant: **Dastmalchi LLC**, Newport Beach, CA (US)

(72) Inventors: **Taylor Stark**, Costa Mesa, CA (US);
Devin Mendoza, Santa Ana, CA (US)

(73) Assignee: **Dastmalchi LLC**, Newport Beach, CA (US)

(**) Term: **15 Years**

(21) Appl. No.: **29/615,314**

(22) Filed: **Aug. 28, 2017**

(51) **LOC (11) Cl.** **28-02**

(52) **U.S. Cl.**
USPC **D28/7**

(58) **Field of Classification Search**
USPC D28/7, 8; D24/168, 187, 189, 190;
D30/161; D32/40
CPC . A61K 8/99; A61K 8/042; A61K 8/34; A61K
8/245; A61K 8/19
See application file for complete search history.

(56) **References Cited**

U.S. PATENT DOCUMENTS

| | | | | |
|--------------|---------|------------|-------|-------|
| D666,358 S * | 8/2012 | Albers | | D28/7 |
| D680,264 S * | 4/2013 | Manalo | | D28/7 |
| D707,884 S * | 6/2014 | Park | | D28/7 |
| D709,646 S * | 7/2014 | Celia | | D28/7 |
| D775,416 S * | 12/2016 | Celia, Jr. | | D28/7 |
| D790,130 S * | 6/2017 | Celia | | D28/7 |
| D808,582 S * | 1/2018 | Mi | | D28/7 |

FOREIGN PATENT DOCUMENTS

CN 202122246 U 1/2012

OTHER PUBLICATIONS

Vanity Planet Blend Baby—Makeup Sponge w/Silicone Applicator found online [May 11, 2018]—<https://www.rakuten.com/shop/vanityplanet/product/VP71286-5000/>.*
SiliSponge Beauty; <http://silispongebeauty.com/shop/silisponge-silicone-puff-double-sided-silicone-and-non-latex-makeup-sponge-water-drop-shape/>; 4pp.

* cited by examiner

Primary Examiner — Brandon M Rosati

Assistant Examiner — John A Voytek

(74) *Attorney, Agent, or Firm* — Avyno Law P.C.

(57) **CLAIM**

We claim the ornamental design for a makeup applicator, as shown and described.

DESCRIPTION

FIG. 1 is a top perspective view of a makeup applicator. FIG. 2 is a bottom perspective view of the makeup applicator of FIG. 1. FIG. 3 is a side view of a makeup applicator of FIG. 1. FIG. 4 is a top view of the makeup applicator of FIG. 1; and, FIG. 5 is a bottom view of the makeup applicator of FIG. 1.

1 Claim, 2 Drawing Sheets

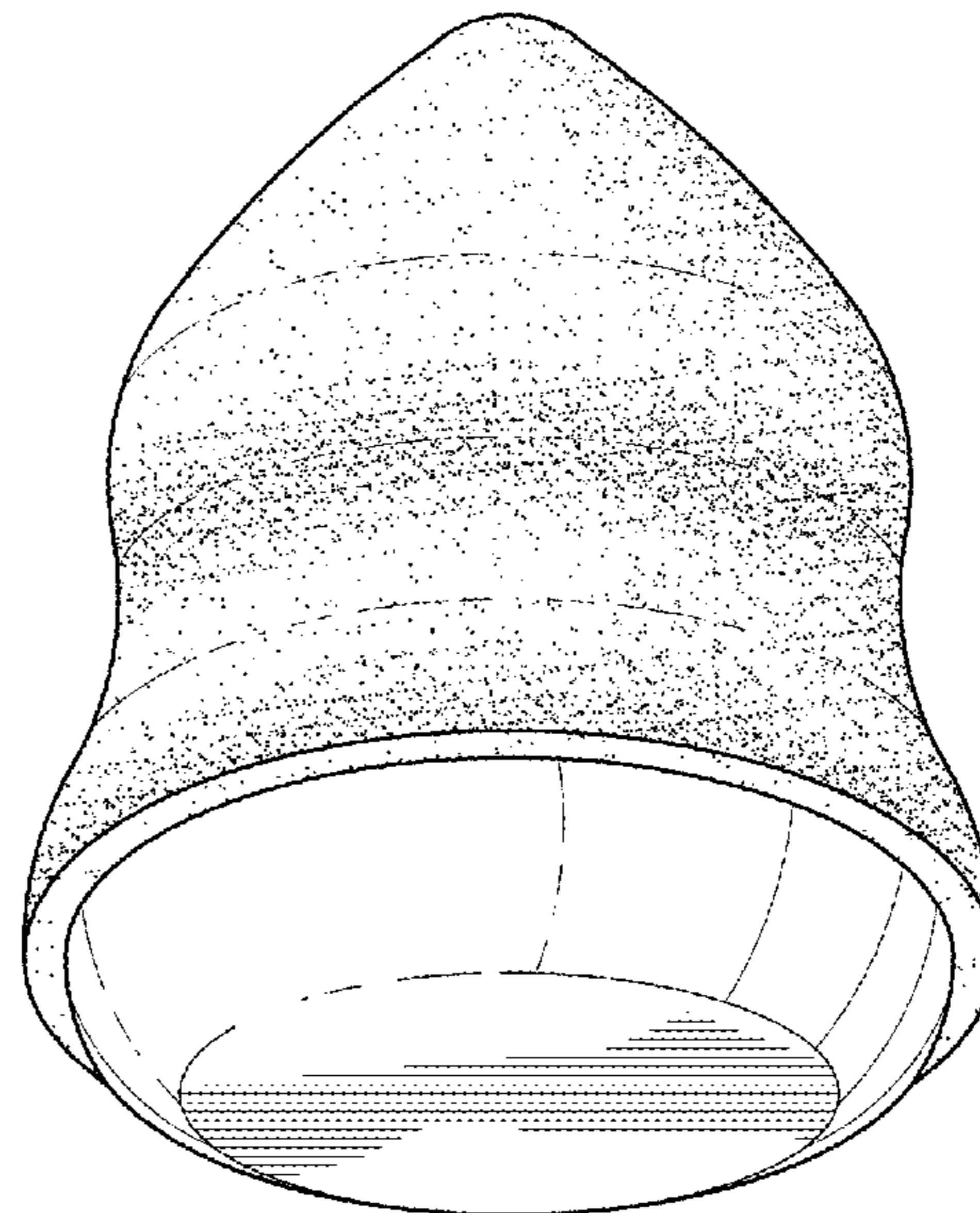
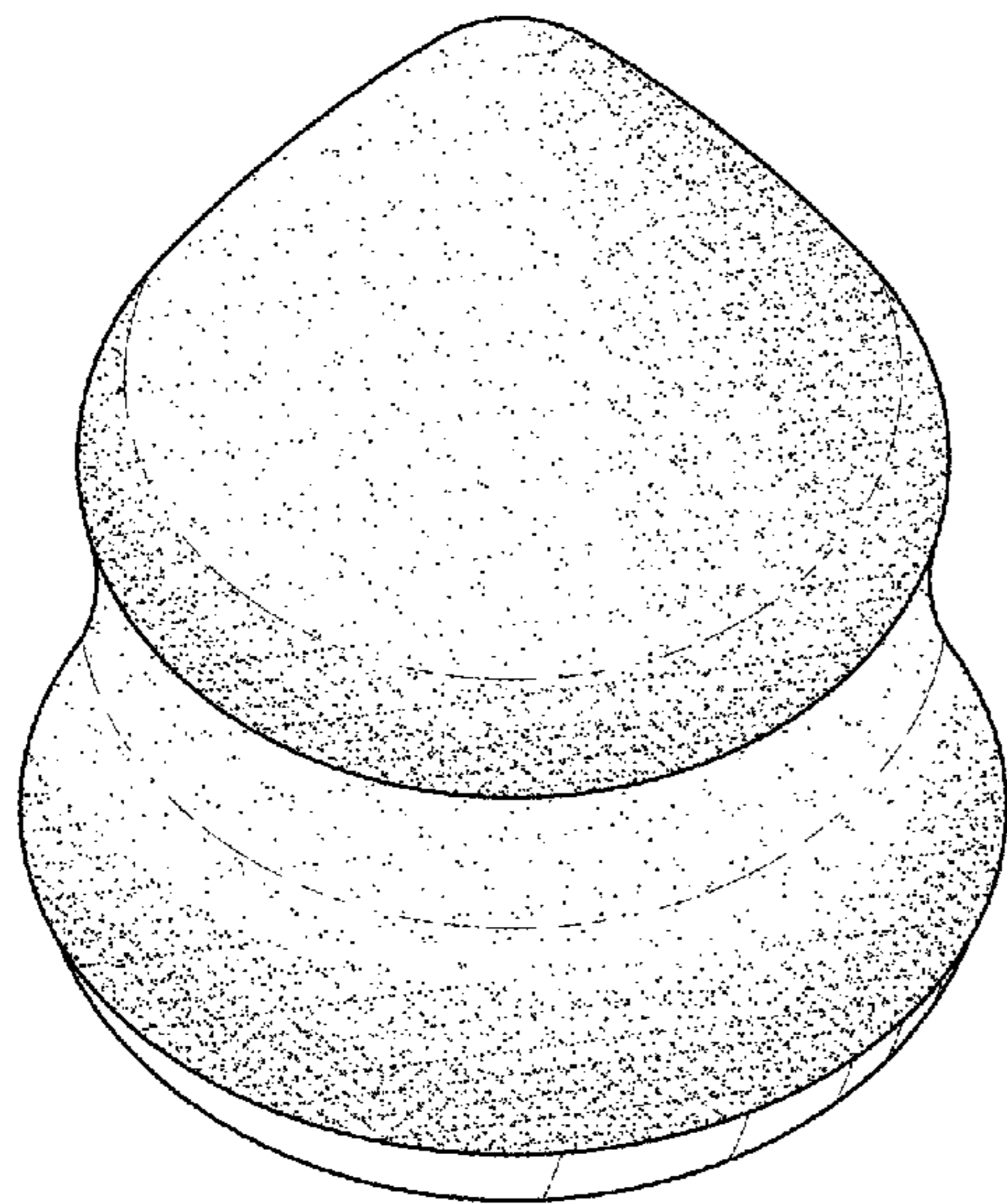


FIG. 1

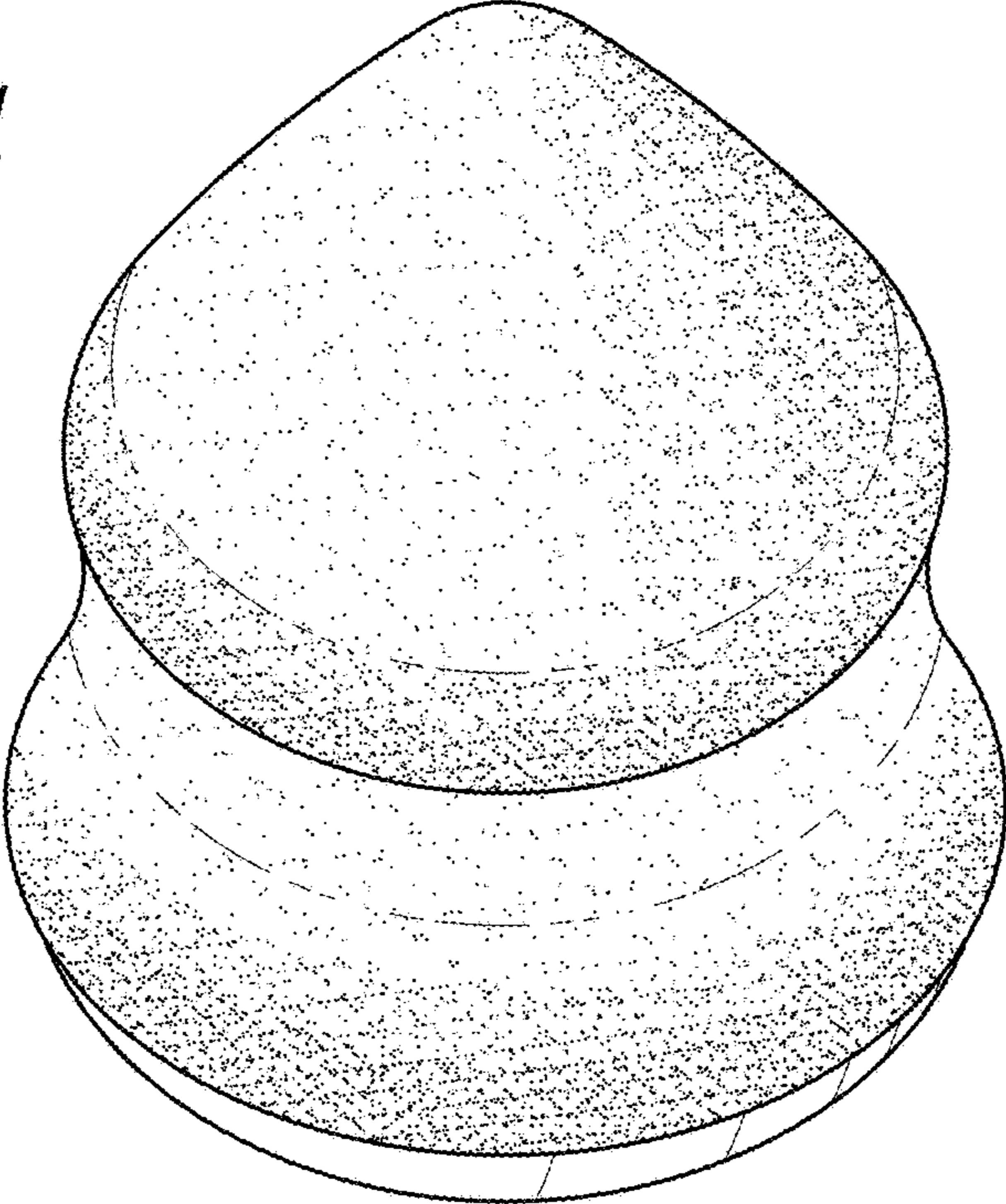


FIG. 2

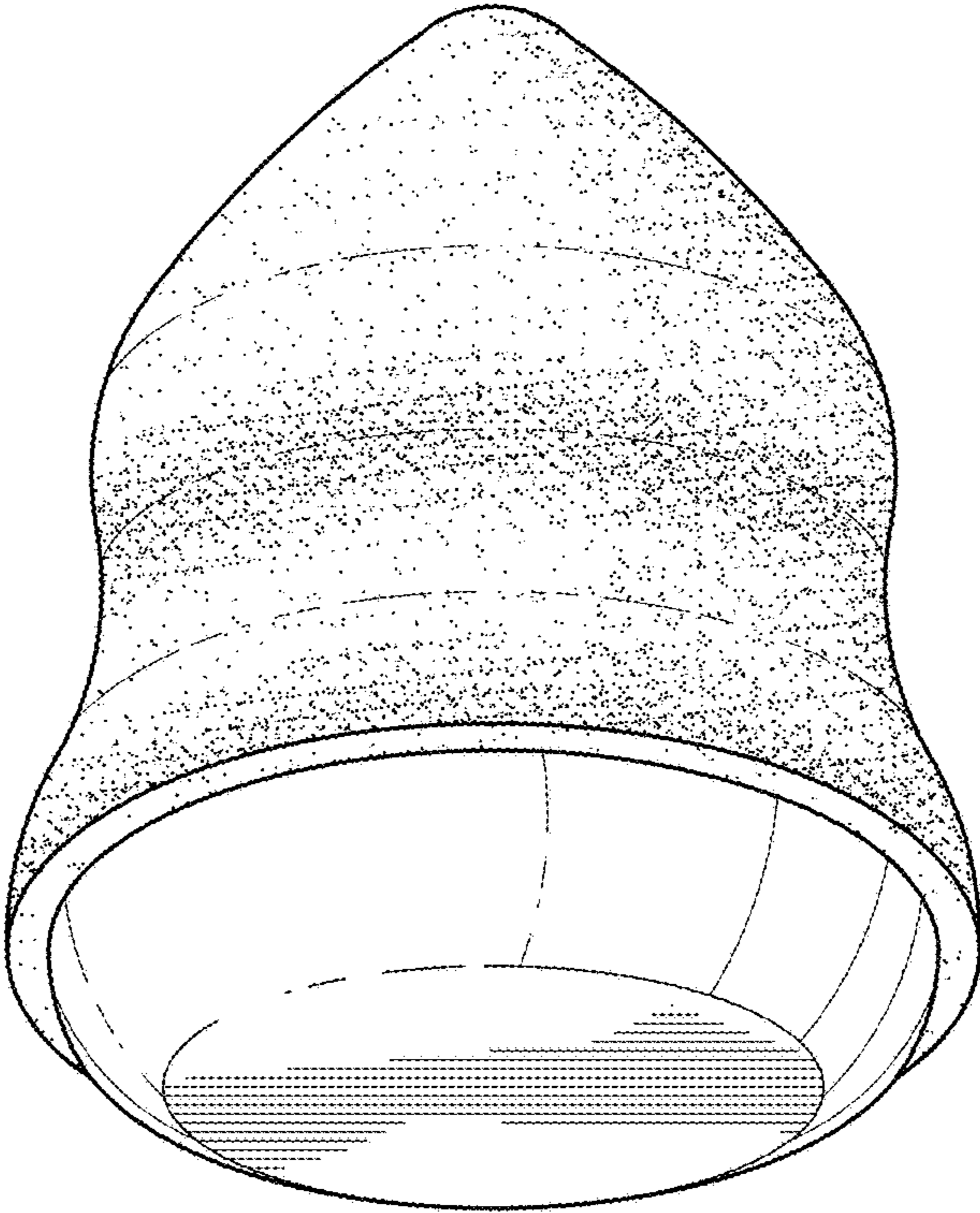


FIG. 3

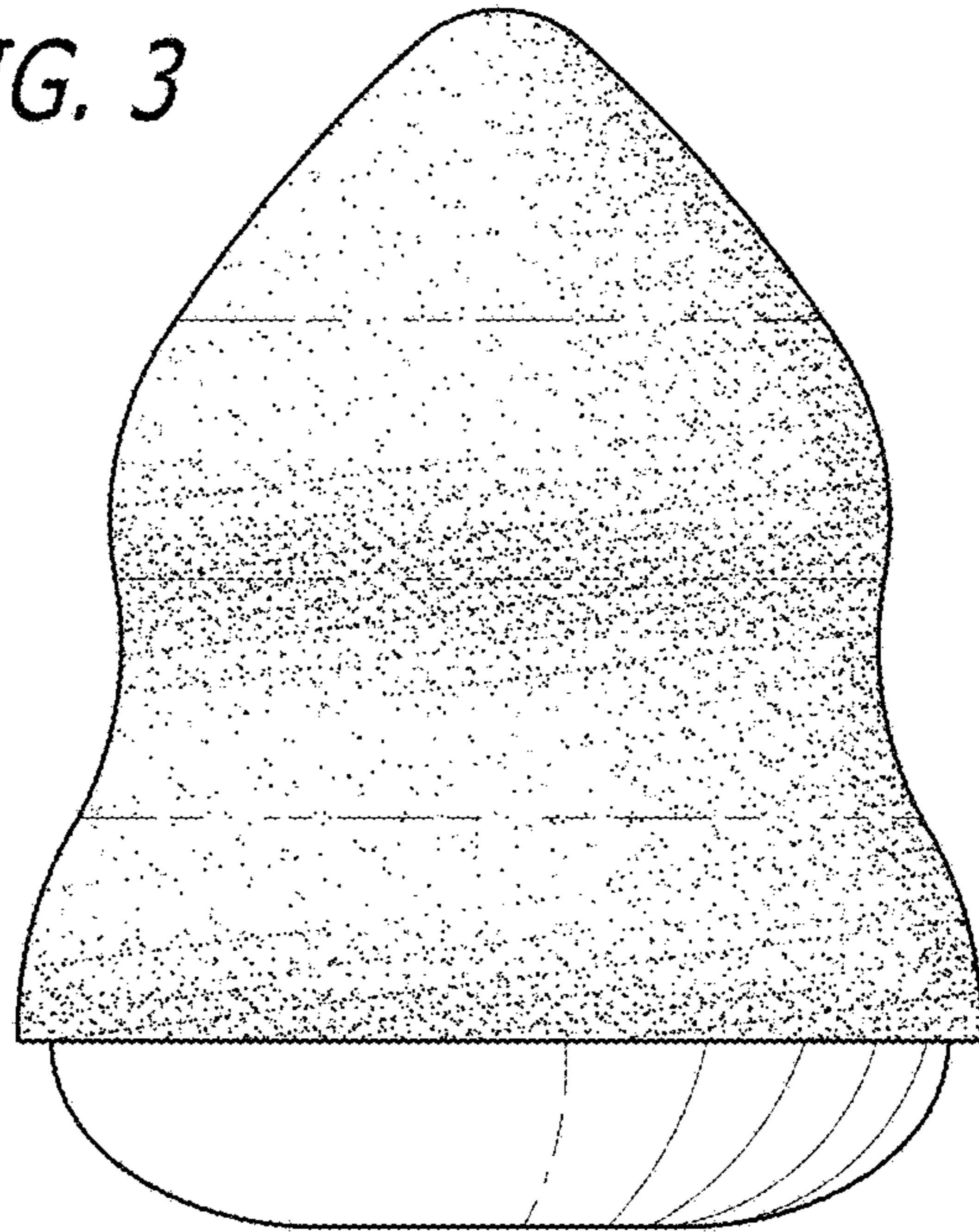


FIG. 4

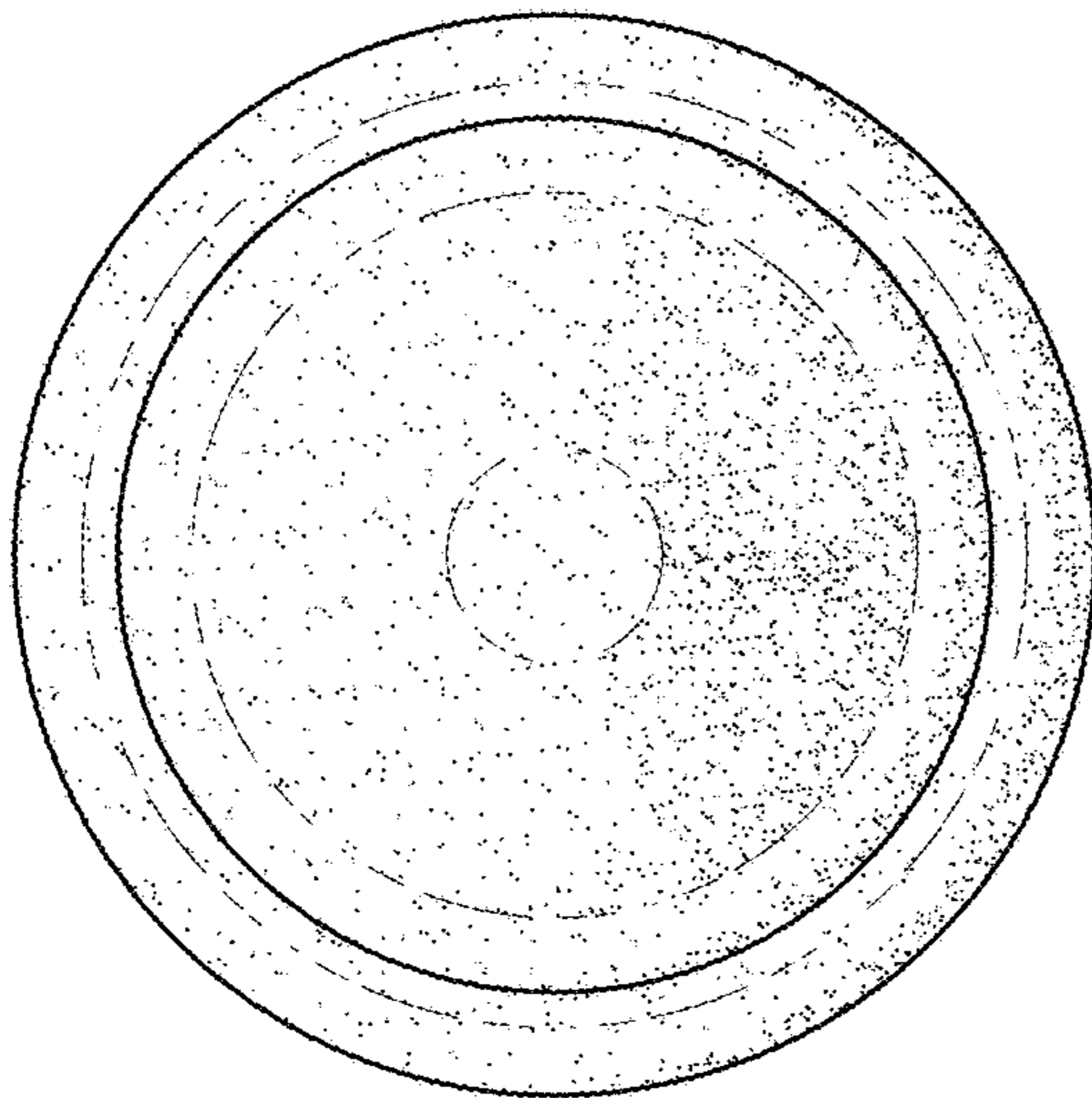


FIG. 5

