



US00D827848S

(12) **United States Design Patent**
Iwagami

(10) **Patent No.:** **US D827,848 S**

(45) **Date of Patent:** **** Sep. 4, 2018**

(54) **MASSAGER**

8,801,642 B1 * 8/2014 Slominski A61H 7/001
601/134

(71) Applicant: **Akiharu Iwagami**, Kumamoto (JP)

D753,317 S * 4/2016 Eddy D24/214

D791,962 S * 7/2017 Fiore D24/215

(72) Inventor: **Akiharu Iwagami**, Kumamoto (JP)

D792,600 S * 7/2017 van den Dries D24/215

D792,601 S * 7/2017 van den Dries D24/215

(**) Term: **15 Years**

* cited by examiner

(21) Appl. No.: **29/584,989**

Primary Examiner — Sandra Snapp

(22) Filed: **Nov. 18, 2016**

(74) *Attorney, Agent, or Firm* — RatnerPrestia

(30) **Foreign Application Priority Data**

May 18, 2016 (JP) 2016-010574

(51) **LOC (11) Cl.** **28-03**

(52) **U.S. Cl.**

USPC **D24/215**

(58) **Field of Classification Search**

USPC D24/200, 211, 212, 213, 214, 215, 133,
D24/144, 206, 207; 601/19, 22, 40, 46,
601/52, 63, 99, 110, 111, 112, 113, 118,
601/119, 120, 125, DIG. 12-DIG. 17
CPC A61H 1/00; A61H 2015/0007; A61H
2015/0014; A61H 2015/0042; A61H
15/00; A61H 11/00; A61H 21/00; A61H
37/00

See application file for complete search history.

(56) **References Cited**

U.S. PATENT DOCUMENTS

4,590,926 A * 5/1986 Courtin A61H 7/003
601/134

D665,090 S * 8/2012 Tucker D24/214

(57) **CLAIM**

The ornamental design for a massager, as shown and described.

DESCRIPTION

FIG. 1 is a front perspective view of a massager showing my new design;

FIG. 2 is a front view thereof; a rear view is a mirror image of the front view;

FIG. 3 is a top plan view thereof;

FIG. 4 is a bottom plan view thereof;

FIG. 5 is a right side view thereof;

FIG. 6 is a left side view thereof; and,

FIG. 7 is a sectional view thereof taken along line 7-7 shown in FIG. 2.

1 Claim, 2 Drawing Sheets

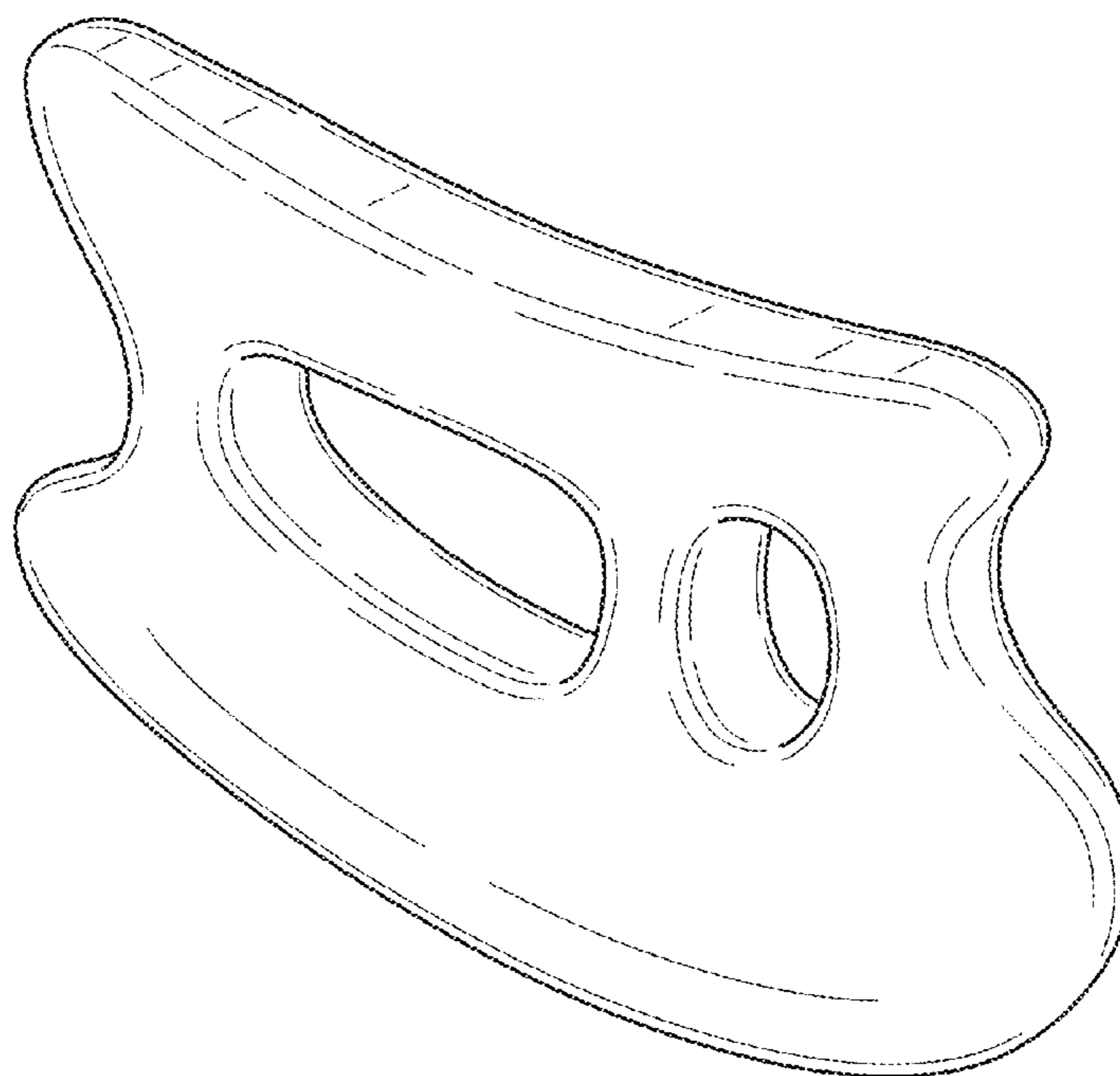


FIG. 1

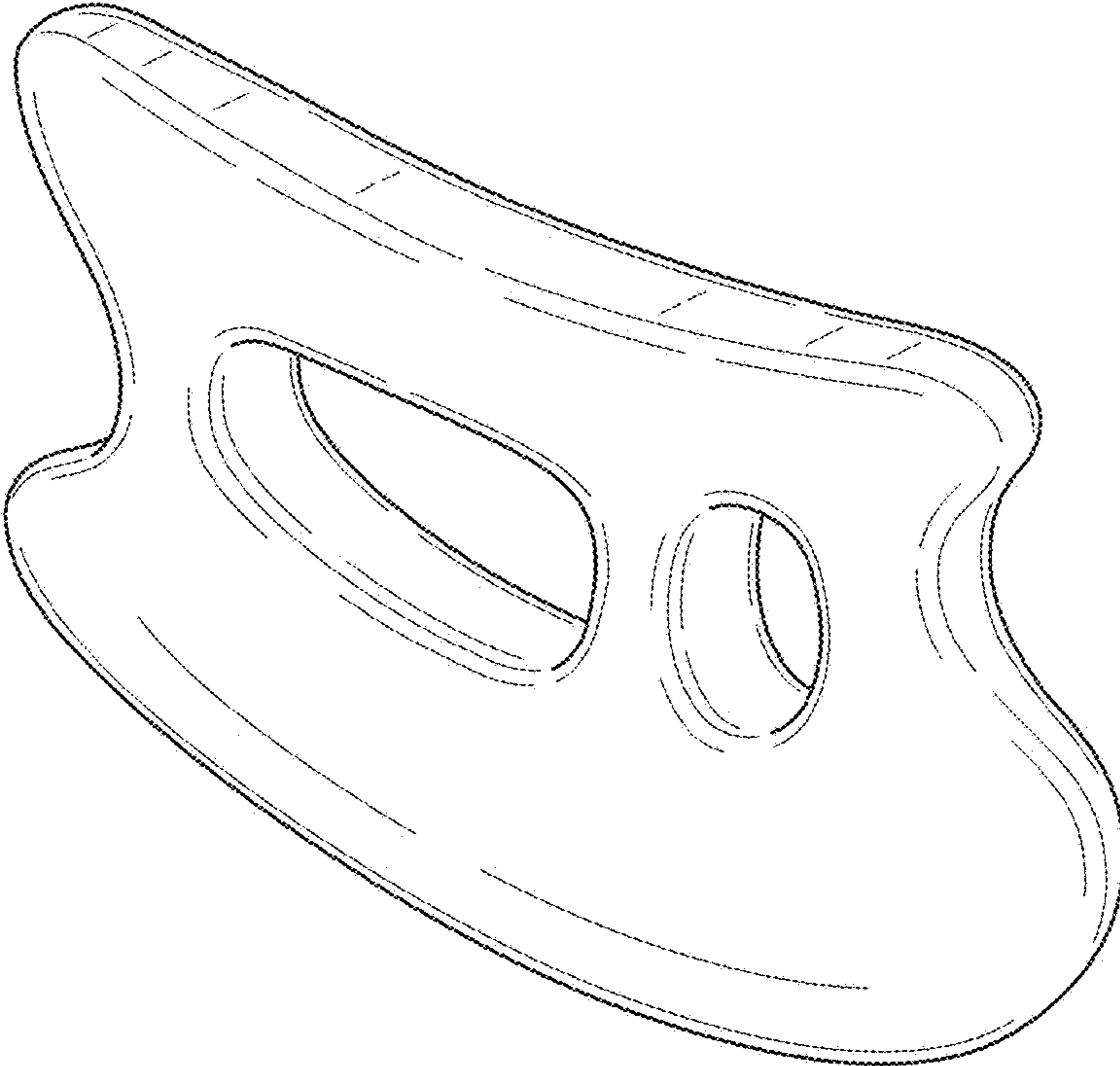


FIG. 2

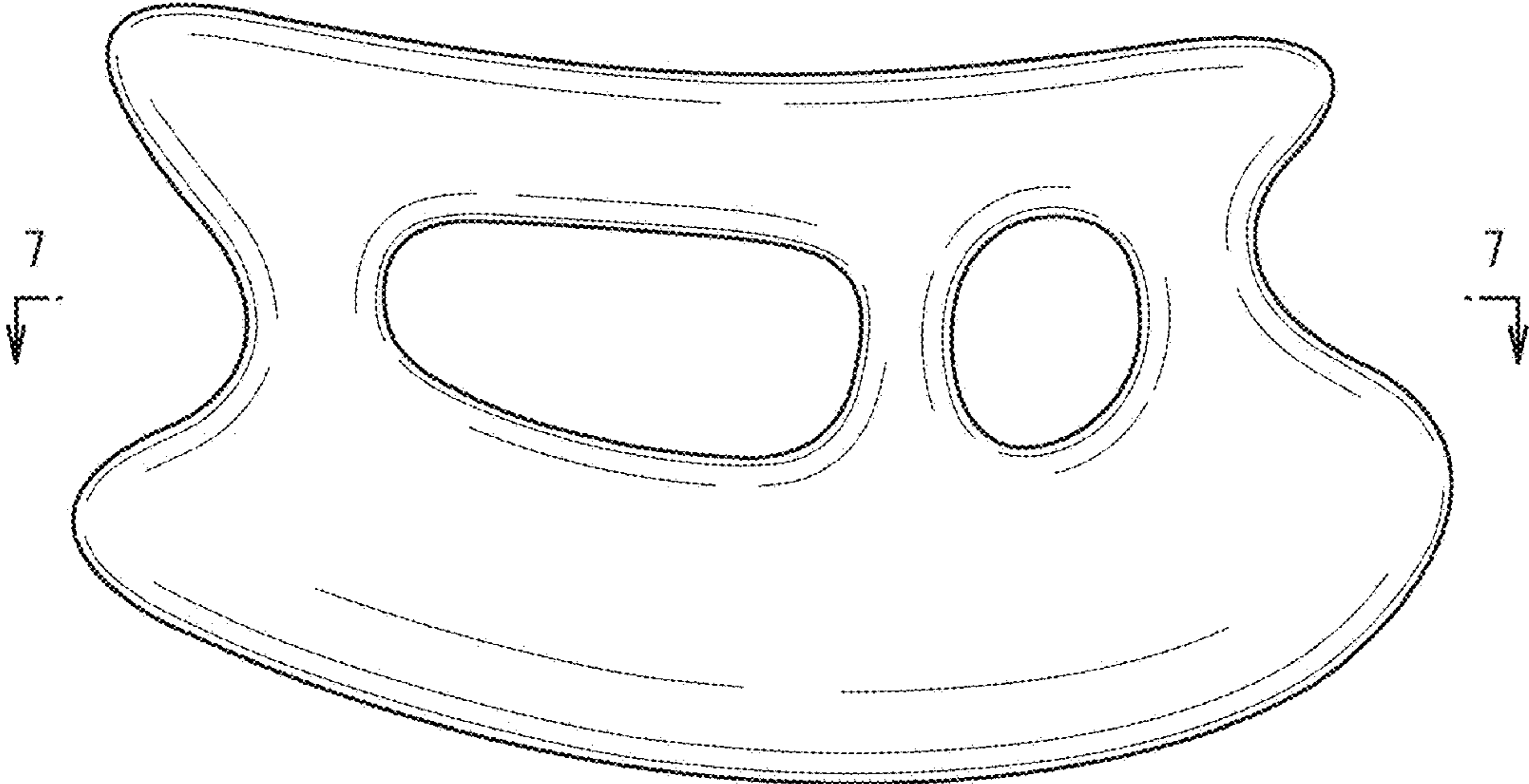


FIG. 3




FIG. 4



FIG. 5




FIG. 6



FIG. 7

