



US00D827811S

(12) **United States Design Patent**  
**Eitzman et al.**

(10) **Patent No.:** **US D827,811 S**  
(45) **Date of Patent:** **\*\* Sep. 4, 2018**

(54) **VALVE COVER**

4,838,262 A 6/1989 Katz  
4,934,362 A 6/1990 Braun  
4,958,633 A 9/1990 Angell  
(Continued)

(71) Applicant: **3M INNOVATIVE PROPERTIES COMPANY**, St. Paul, MN (US)

(72) Inventors: **Philip D. Eitzman**, Lake Elmo, MN (US); **Thomas J. Xue**, Woodbury, MN (US)

FOREIGN PATENT DOCUMENTS

CN 202751705 2/2013  
CN 104147719 11/2014

(Continued)

(73) Assignee: **3M Innovative Properties Company**, St. Paul, MN (US)

*Primary Examiner* — Karen E Kearney  
*Assistant Examiner* — Lilyana Bekic

(\*\*) Term: **15 Years**

(57) **CLAIM**

(21) Appl. No.: **29/577,877**

The ornamental design for a valve cover, as shown and described.

(22) Filed: **Sep. 16, 2016**

**DESCRIPTION**

(51) **LOC (11) Cl.** ..... **29-02**

U.S. application Ser. No. 29/577,873 filed on Sep. 16, 2016, titled "Valve Cover," is incorporated herein by reference in its entirety.

(52) **U.S. Cl.**

USPC ..... **D24/110.6**; D24/129

FIG. 1 is a right top perspective view of a valve cover in accordance with our new design;

(58) **Field of Classification Search**

USPC ..... D24/110.1, 110.6, 162, 127, 129;  
D23/332, 335, 355, 356, 366, 388, 412;  
D29/102, 105, 106; D3/272, 273, 302,  
D3/903; D9/420, 430, 432

FIG. 2 is a top plan view thereof;

CPC ..... A62B 18/025; A62B 18/02; A62B 9/02;  
A62B 18/084; A62B 23/02; A62B 7/10;  
A62B 18/08; A61M 16/208; A61M  
16/201; A61M 16/207; A61M 16/20;  
A61M 16/06; A61M 16/0003; A61M  
16/206

FIG. 3 is a front elevation thereof;

FIG. 4 is a rear elevation view thereof;

FIG. 5 is a left side elevation view thereof, the right side elevation view is a mirror image thereof;

FIG. 6 is a bottom plan view thereof;

FIG. 7 is a right top perspective view thereof and shown attached to a base; and,

See application file for complete search history.

FIG. 8 is a right top perspective view of FIG. 7 and shown attached to a respirator.

The right side elevation view of the design of FIG. 1 is a mirror image of the left side elevation view illustrated in FIG. 5.

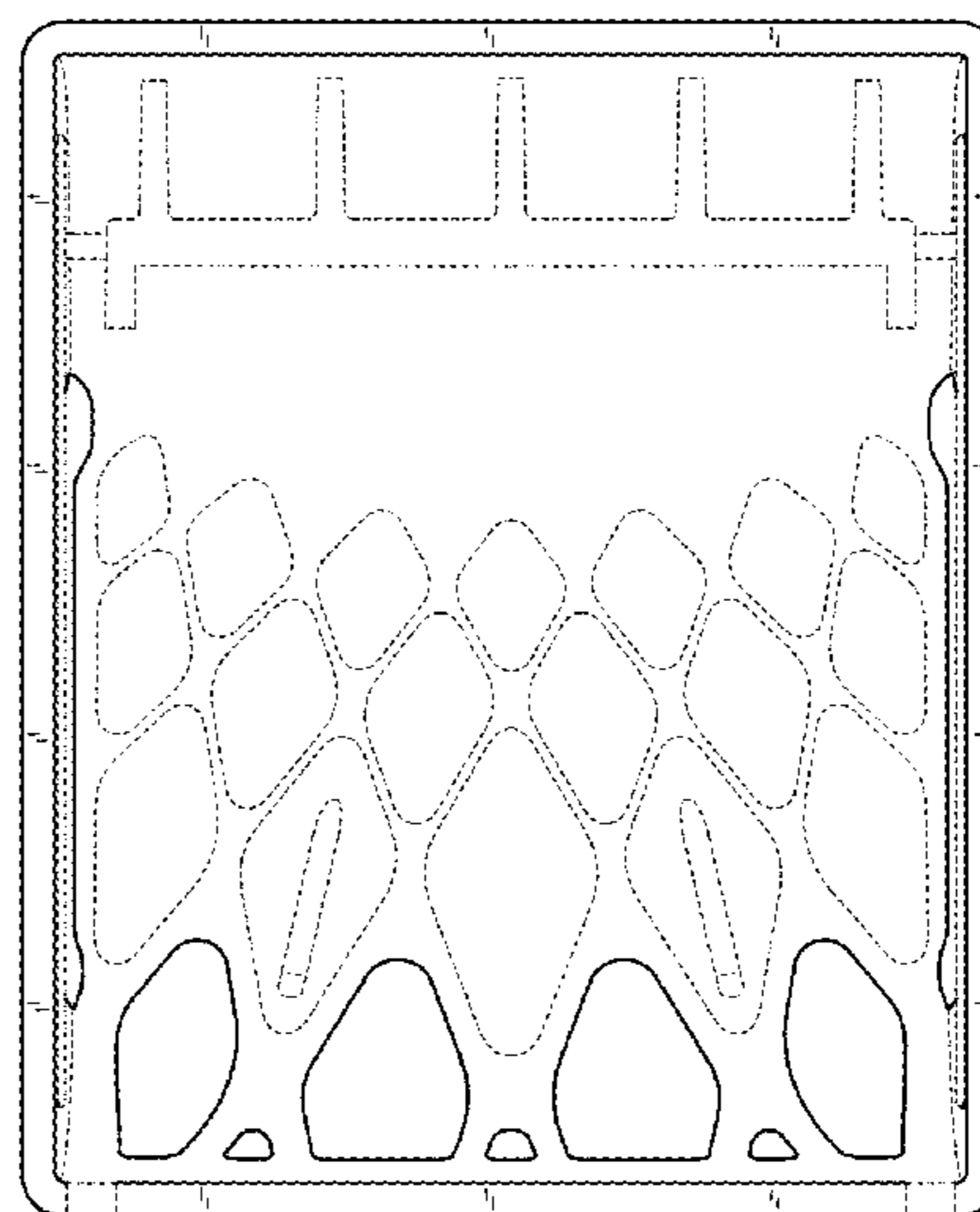

The broken line showing of the base in FIGS. 7-8 and the respirator in FIG. 8 depict environment and form no part of the claimed design. All other broken lines depict portions of the valve cover that form no part of the claimed design.

(56) **References Cited**

U.S. PATENT DOCUMENTS

1,268,696 A 6/1918 Donald  
2,999,498 A 9/1961 Matheson  
3,474,783 A 10/1969 Ulmann  
4,414,973 A 11/1983 Matheson  
4,630,862 A 12/1986 Watanabe  
4,749,003 A 6/1988 Leason

**1 Claim, 4 Drawing Sheets**



# US D827,811 S

(56)

## References Cited

### U.S. PATENT DOCUMENTS


4,974,586	A	12/1990	Wandel	
4,981,134	A	1/1991	Courtney	
D347,298	S *	5/1994	Japuntich .....	D24/110.4
D347,299	S *	5/1994	Bryant .....	D16/313
5,325,892	A *	7/1994	Japuntich .....	A62B 18/025 137/855
5,331,957	A	7/1994	Liu	
5,509,436	A *	4/1996	Japuntich .....	A62B 18/025 137/15.18
5,687,767	A	11/1997	Bowers	
D389,239	S *	1/1998	Scholey .....	D24/110.6
6,047,698	A	4/2000	Magidson	
6,102,039	A *	8/2000	Springett .....	B32B 5/26 128/206.12
D431,647	S *	10/2000	Henderson .....	D24/110.1
6,125,849	A *	10/2000	Williams .....	A62B 23/025 128/206.12
6,460,539	B1 *	10/2002	Japuntich .....	A41D 13/1138 128/205.12
RE37,974	E *	2/2003	Bowers .....	A62B 18/10 128/205.24
6,843,248	B2	1/2005	Japuntich	
7,007,695	B2	3/2006	Curran	
7,013,895	B2	3/2006	Martin	
7,013,985	B2	3/2006	Sasaki	
7,028,689	B2	4/2006	Martin	
7,069,931	B2	4/2006	Curran	
7,117,868	B1 *	10/2006	Japuntich .....	A62B 18/025 128/205.27
7,188,622	B2	3/2007	Martin	
7,503,326	B2	3/2009	Martin	
7,686,018	B2	3/2010	Cerbini	
7,958,889	B1	6/2011	Fernandez-Decastro	
RE43,289	E *	4/2012	Bowers .....	A62B 18/10 128/205.24
D657,052	S *	4/2012	Amin .....	D24/110.1
D657,053	S *	4/2012	Amin .....	D24/110.1
D676,527	S *	2/2013	Xue .....	D23/248
D698,498	S *	1/2014	Fleming .....	D29/108
9,408,424	B2 *	8/2016	Noh .....	A41D 13/1161
2002/0023651	A1 *	2/2002	Japuntich .....	A41D 13/11 128/206.15

2002/0195108	A1	12/2002	Mittelstadt	
2003/0000531	A1	1/2003	Tuck	
2004/0255947	A1	12/2004	Martin	
2005/0061327	A1 *	3/2005	Martin .....	A62B 18/10 128/206.15
2005/0155607	A1	7/2005	Martin	
2007/0144524	A1	6/2007	Martin	
2008/0026172	A1 *	1/2008	Stelter .....	A41D 13/1146 428/36.1
2008/0026173	A1 *	1/2008	Angadjivand .....	A41D 13/1146 428/36.1
2008/0318014	A1 *	12/2008	Angadjivand .....	A41D 13/1146 428/219
2009/0000624	A1 *	1/2009	Lee .....	A41D 13/1161 128/207.11
2009/0044811	A1	2/2009	Welchel	
2009/0235934	A1 *	9/2009	Martin .....	A41D 13/1138 128/206.15
2011/0139158	A1 *	6/2011	Xue .....	A62B 18/025 128/206.15
2012/0125341	A1 *	5/2012	Gebrewold .....	A62B 18/025 128/206.12
2012/0125342	A1 *	5/2012	Gebrewold .....	A62B 18/025 128/206.12
2014/0190492	A1 *	7/2014	Noh .....	A41D 13/1161 128/863
2016/0375276	A1 *	12/2016	Martin .....	A62B 9/006 128/207.12
2017/0340031	A1 *	11/2017	Henderson .....	A41D 13/11

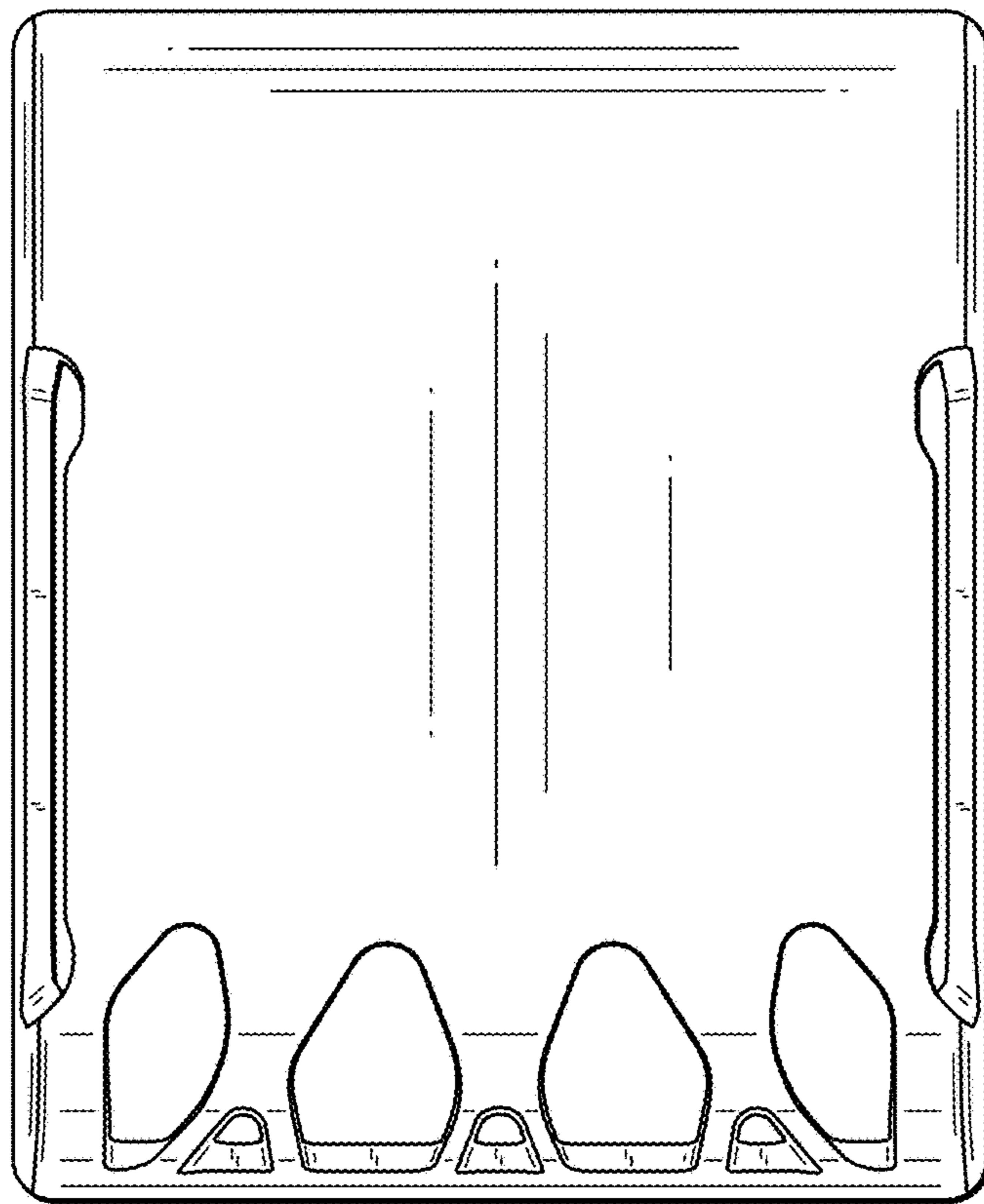
### FOREIGN PATENT DOCUMENTS

CN	204519423	8/2015
CN	205055246	3/2016
DE	4029939	3/1992
EP	1647310	8/2007
FR	2767482	2/1999
KR	100912233	8/2009
RU	154233	8/2015
WO	WO 2004/112906	12/2004
WO	WO 2011/026515	3/2011
WO	WO 2015/1833177	12/2015

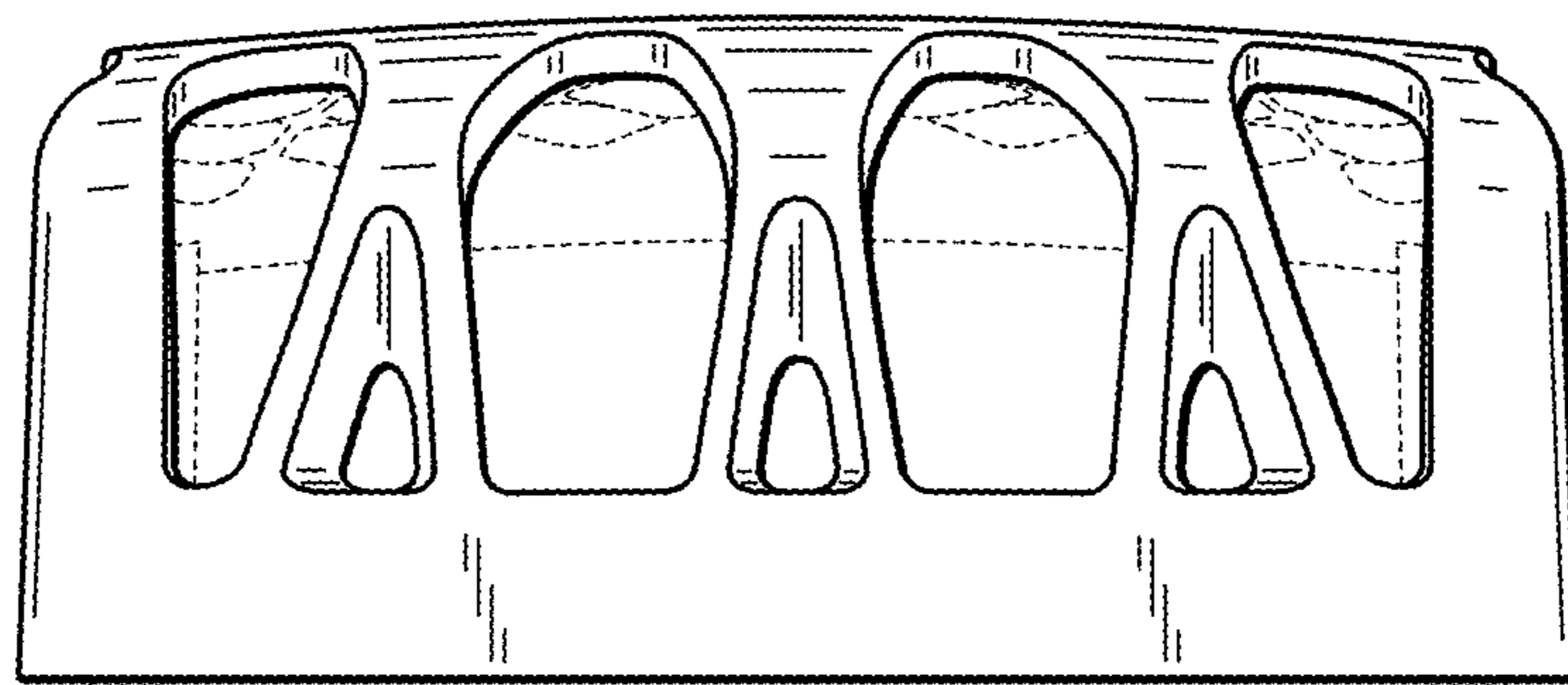
\* cited by examiner



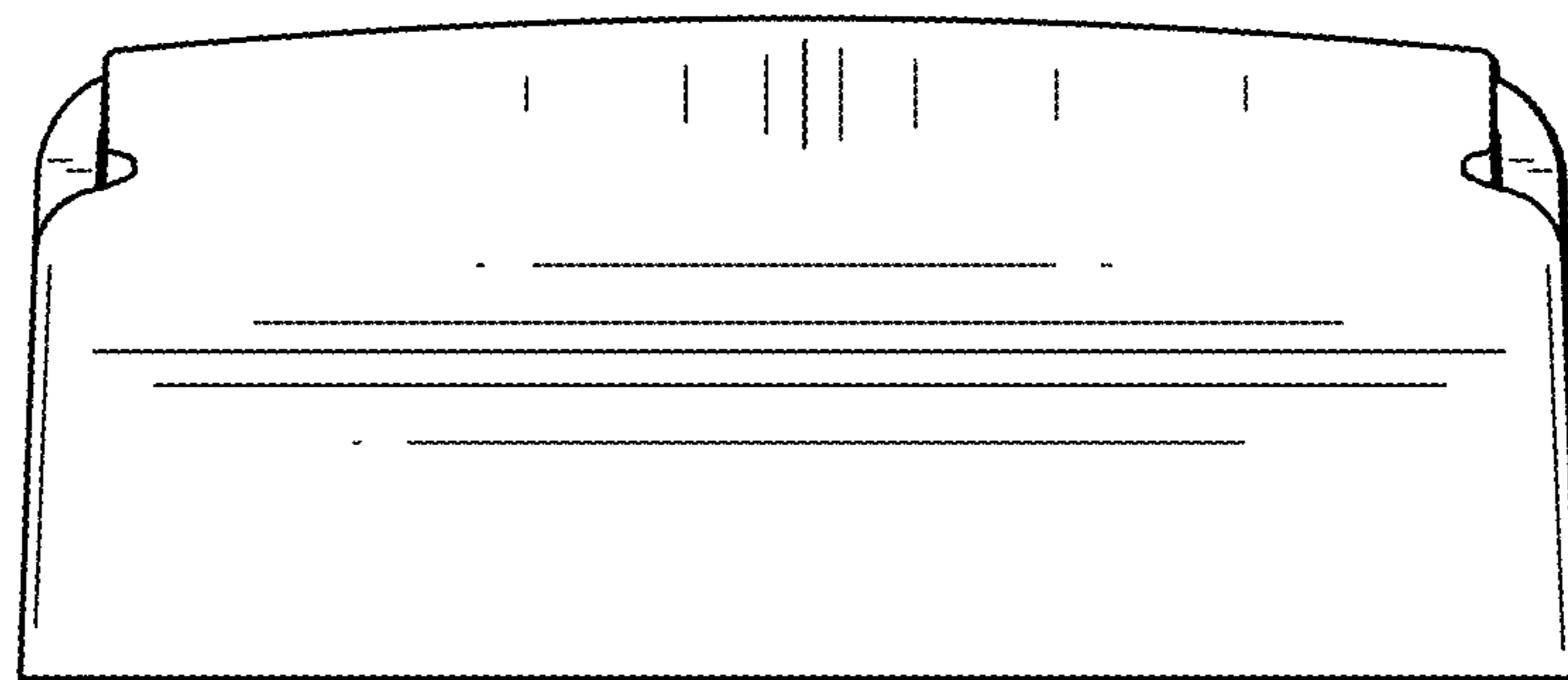
*FIG. 1*



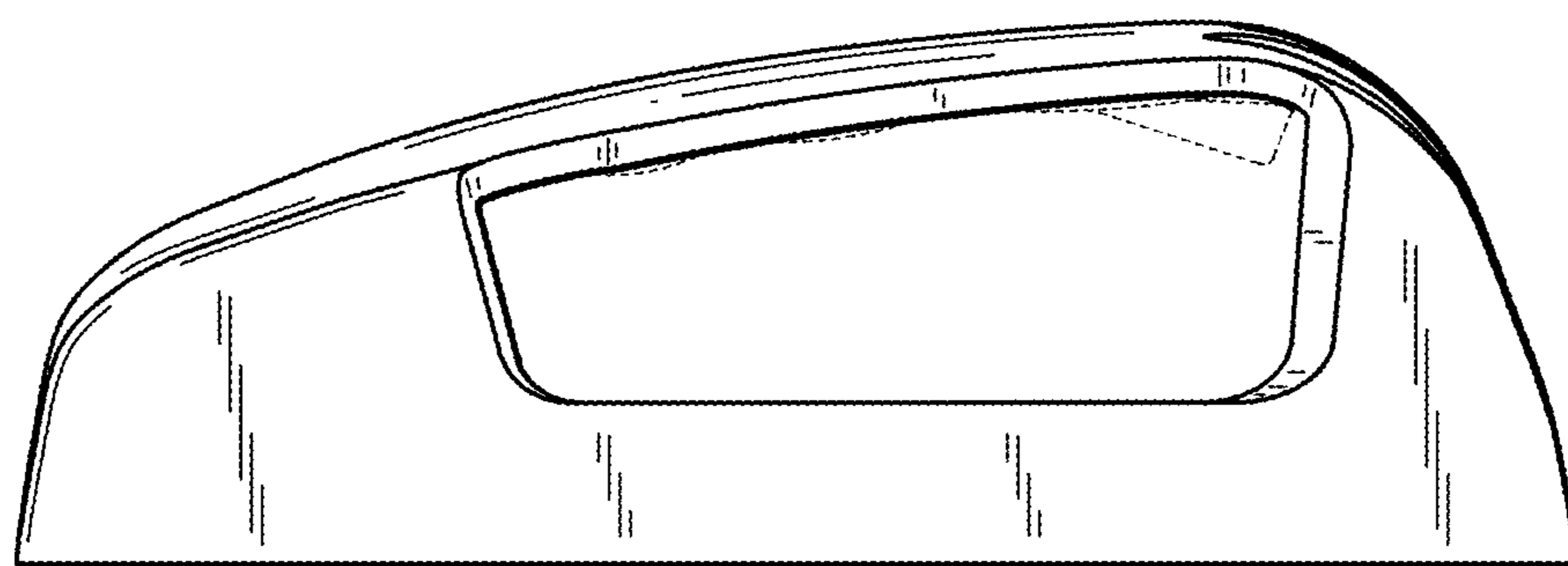
*FIG. 2*



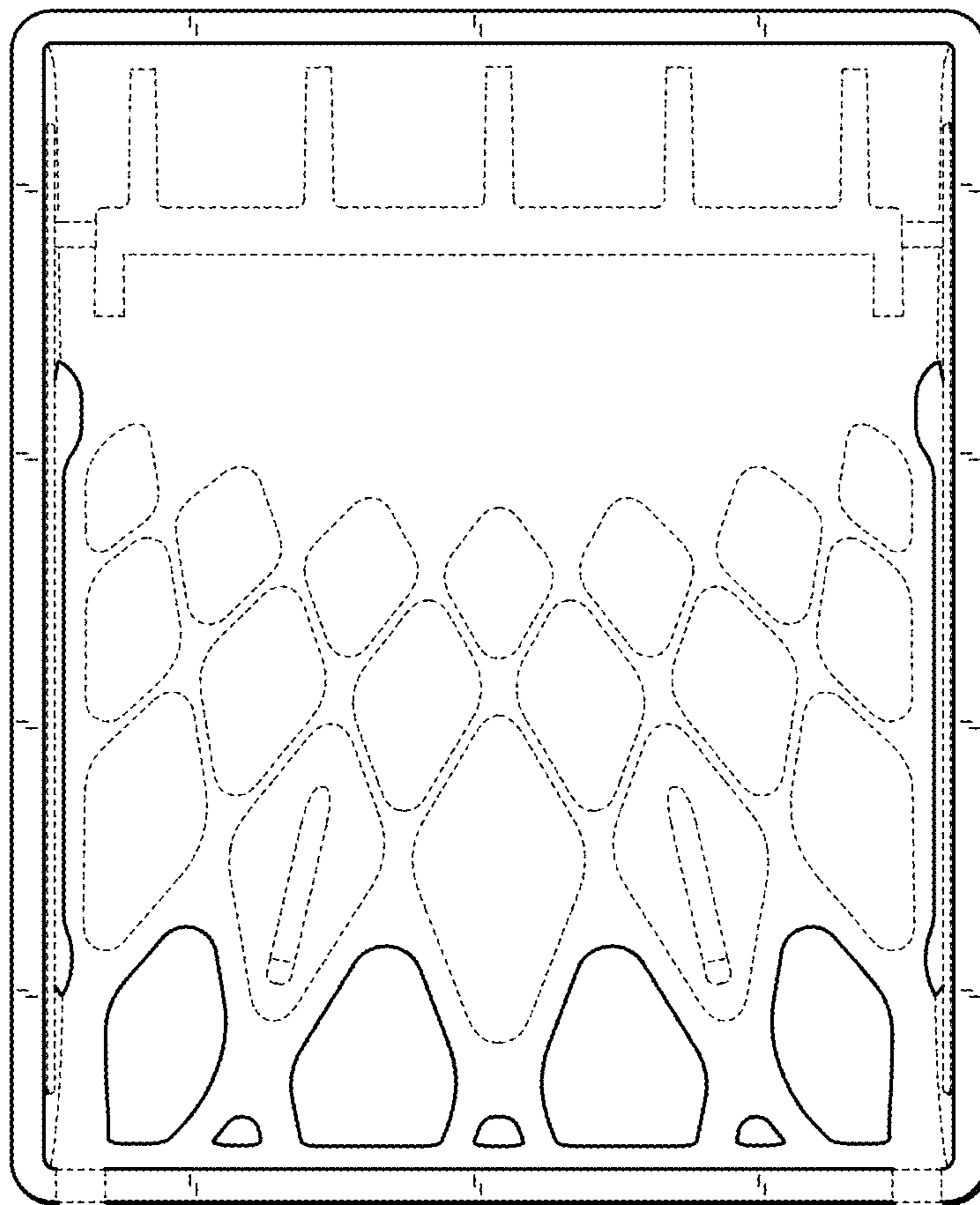
*FIG. 3*




*FIG. 4*



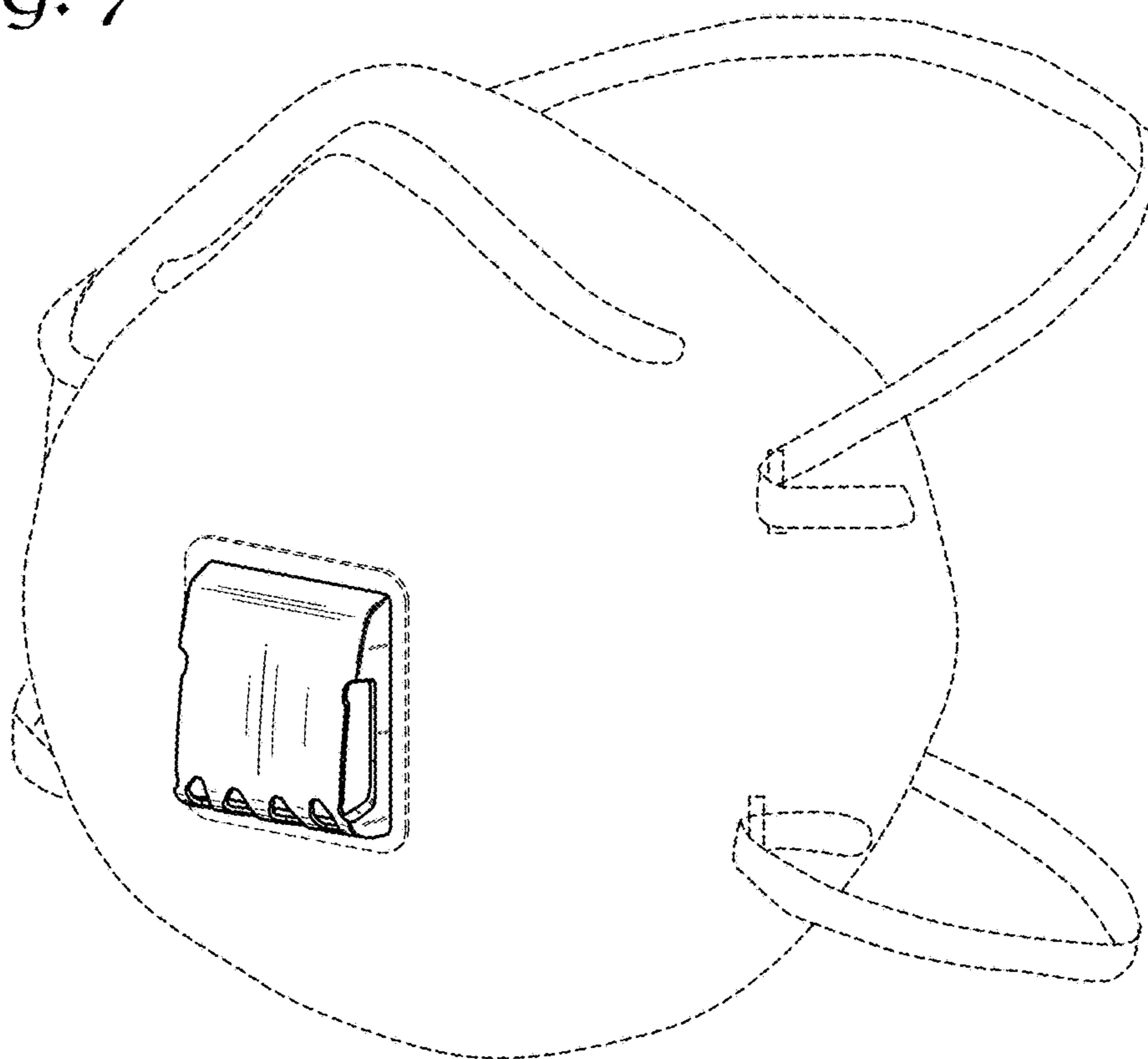
*FIG. 5*



*FIG. 6*



*FIG. 7*



*FIG. 8*