



US00D827788S

(12) **United States Design Patent**
Karnegie

(10) **Patent No.:** **US D827,788 S**

(45) **Date of Patent:** **** Sep. 4, 2018**

- (54) **SINK DRAIN HAIR COLLECTOR**
- (71) Applicant: **Juka Innovations Corporation**,
Farmingdale, NY (US)
- (72) Inventor: **Serge Karnegie**, Glen Cove, NY (US)
- (73) Assignee: **JUKA INNOVATIONS**
CORPORATION, Farmingdale, NY
(US)
- (**) Term: **15 Years**
- (21) Appl. No.: **29/648,206**
- (22) Filed: **May 18, 2018**

Related U.S. Application Data

(63) Continuation-in-part of application No. 29/648,202, filed on May 18, 2018, and a continuation-in-part of application No. 29/644,282, filed on Apr. 16, 2018, and a continuation-in-part of application No. 29/641,385, filed on Mar. 21, 2018, and a continuation-in-part of application No. 15/921,435, filed on Mar. 14, 2018, and a continuation-in-part of application No. 15/464,576, filed on Mar. 21, 2017, and a continuation-in-part of application No. 14/990,476, filed on Jan. 7, 2016.

(51) **LOC (11) Cl.** **23-01**

(52) **U.S. Cl.**
USPC **D23/261**

(58) **Field of Classification Search**
USPC D23/259–261, 208–210; D7/399, 400;
210/156, 162–165; 4/286–287, 290,
4/292–293, 295, 680–682, 689, 693
CPC E03C 1/03; E03C 1/22; E03C 1/23; E03C
1/26; E03C 1/262; E03C 1/264; B01D
39/16

See application file for complete search history.

(56) **References Cited**

U.S. PATENT DOCUMENTS

- 2,285,833 A * 6/1942 Platt E03C 1/264
210/238
- 2,337,331 A * 12/1943 Kirschner E03C 1/262
4/287
- D246,109 S 10/1977 Rossen
- 6,263,518 B1 * 7/2001 Magtanong E03C 1/26
4/286
- 6,308,350 B1 * 10/2001 Marchionda E03C 1/282
4/292
- 6,387,261 B1 * 5/2002 Mojena B01D 24/008
210/315
- 6,959,819 B2 11/2005 Moscaritolo et al.
- D650,471 S * 12/2011 Du D23/268
- D730,493 S * 5/2015 Sehl D23/261
- D753,791 S * 4/2016 Rashid D23/209
- D783,134 S 4/2017 Karnegie
- D785,767 S 5/2017 Karnegie

(Continued)

FOREIGN PATENT DOCUMENTS

WO DM/091 585 3/2016

Primary Examiner — Eric L Goodman

Assistant Examiner — Amy C Wierenga

(57) **CLAIM**

The ornamental design for a sink drain hair collector, as shown and described.

DESCRIPTION

FIG. 1 is a top perspective view of a sink drain hair collector showing my new design;
FIG. 2 is a bottom perspective view thereof;
FIG. 3 is a front elevational view thereof, the rear view being mirrored thereto;
FIG. 4 is a left elevational view thereof, the right view being mirrored thereto;

(Continued)

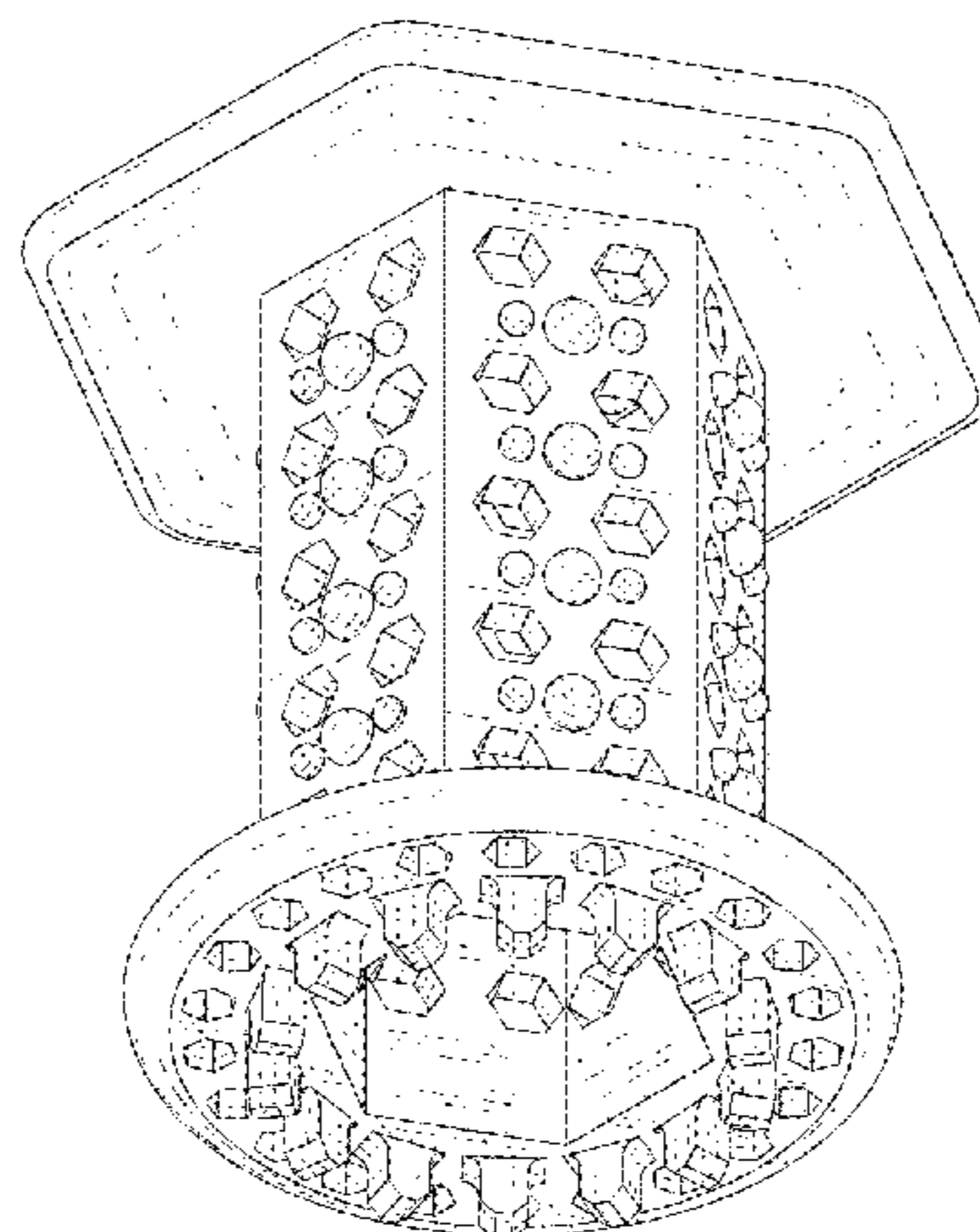
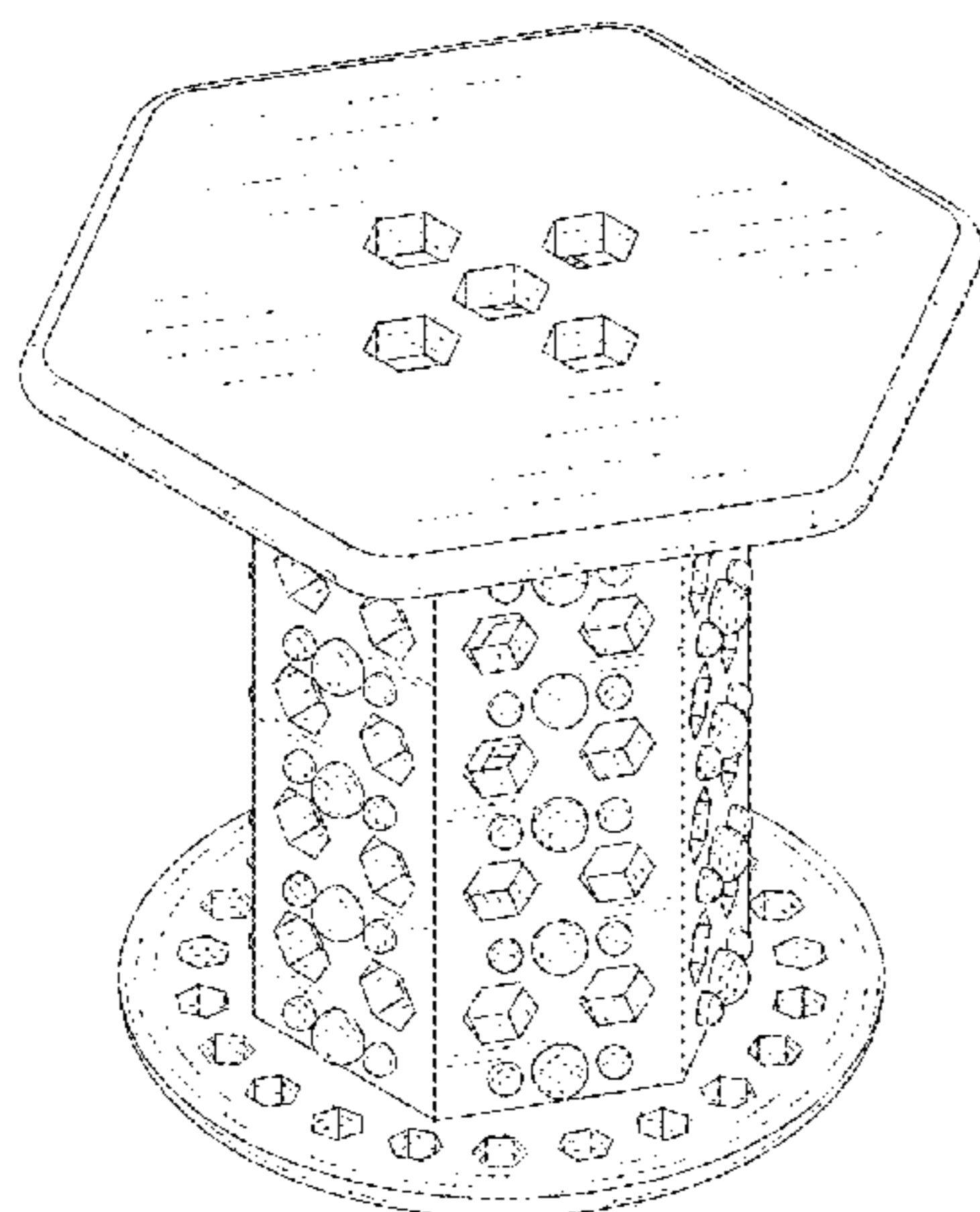


FIG. 5 is a top plan view thereof; and,
FIG. 6 is a bottom plan view thereof.

1 Claim, 6 Drawing Sheets

(56)

References Cited

U.S. PATENT DOCUMENTS

D794,759	S	8/2017	Karnegie	
9,868,627	B2 *	1/2018	Batistakis	B67D 7/76
D814,611	S *	4/2018	Karnegie	D23/261
2004/0255378	A1 *	12/2004	Tracy	E03C 1/23 4/689
2008/0223774	A1	9/2008	Chen et al.	
2015/0321127	A1 *	11/2015	Arent	E03C 1/264 210/232
2016/0251839	A1 *	9/2016	Ali	E03C 1/262 4/287

* cited by examiner

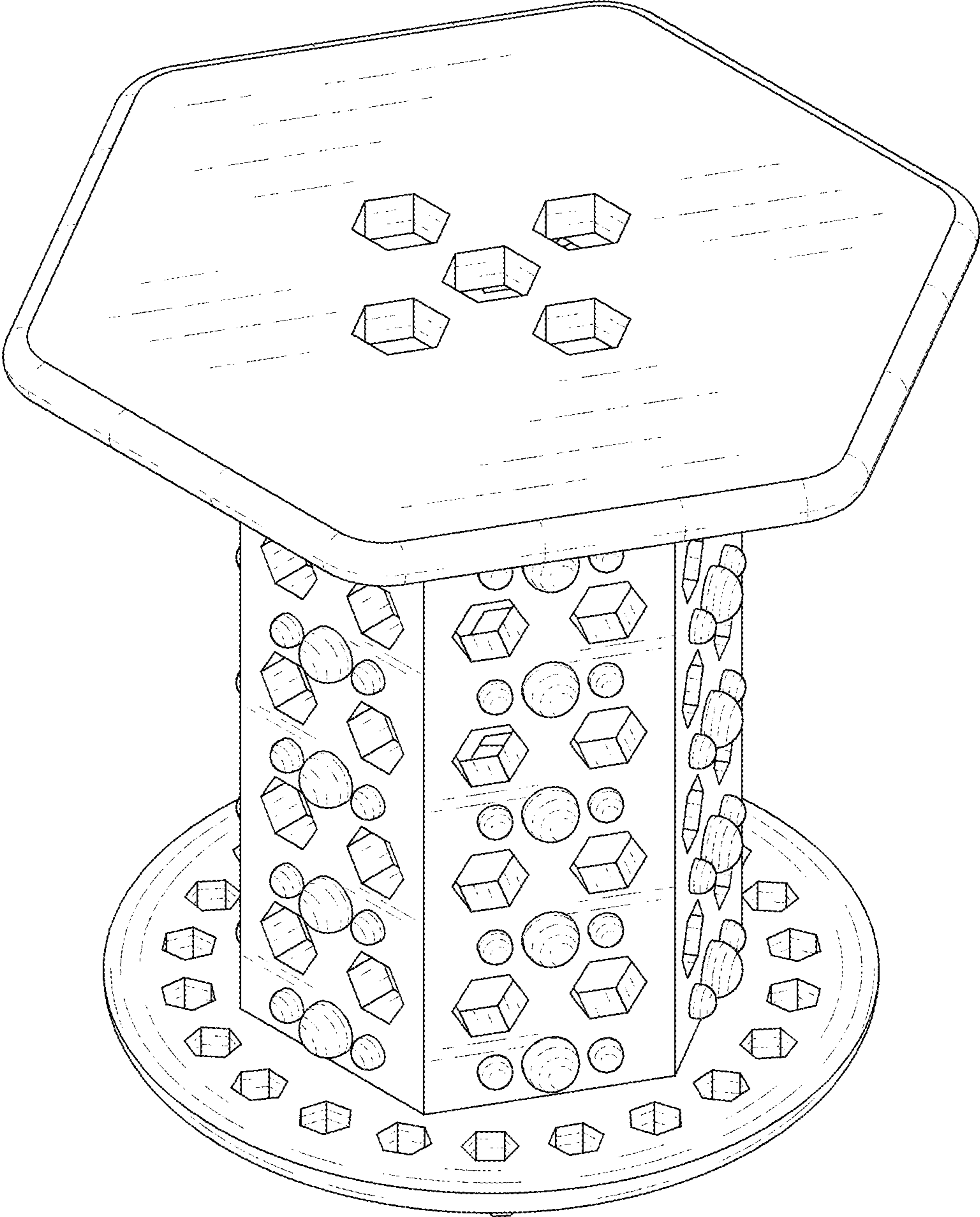


FIG. 1

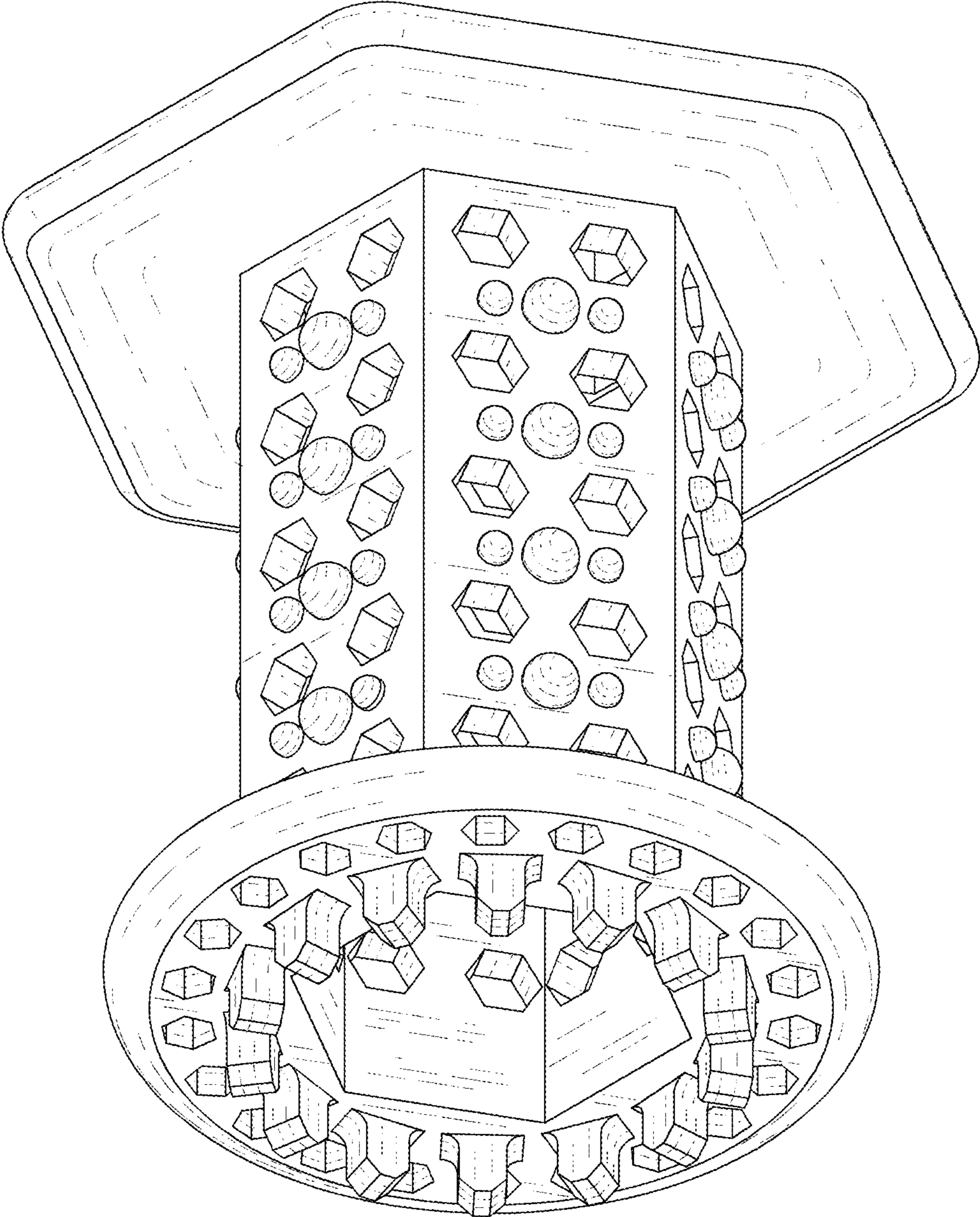


FIG. 2

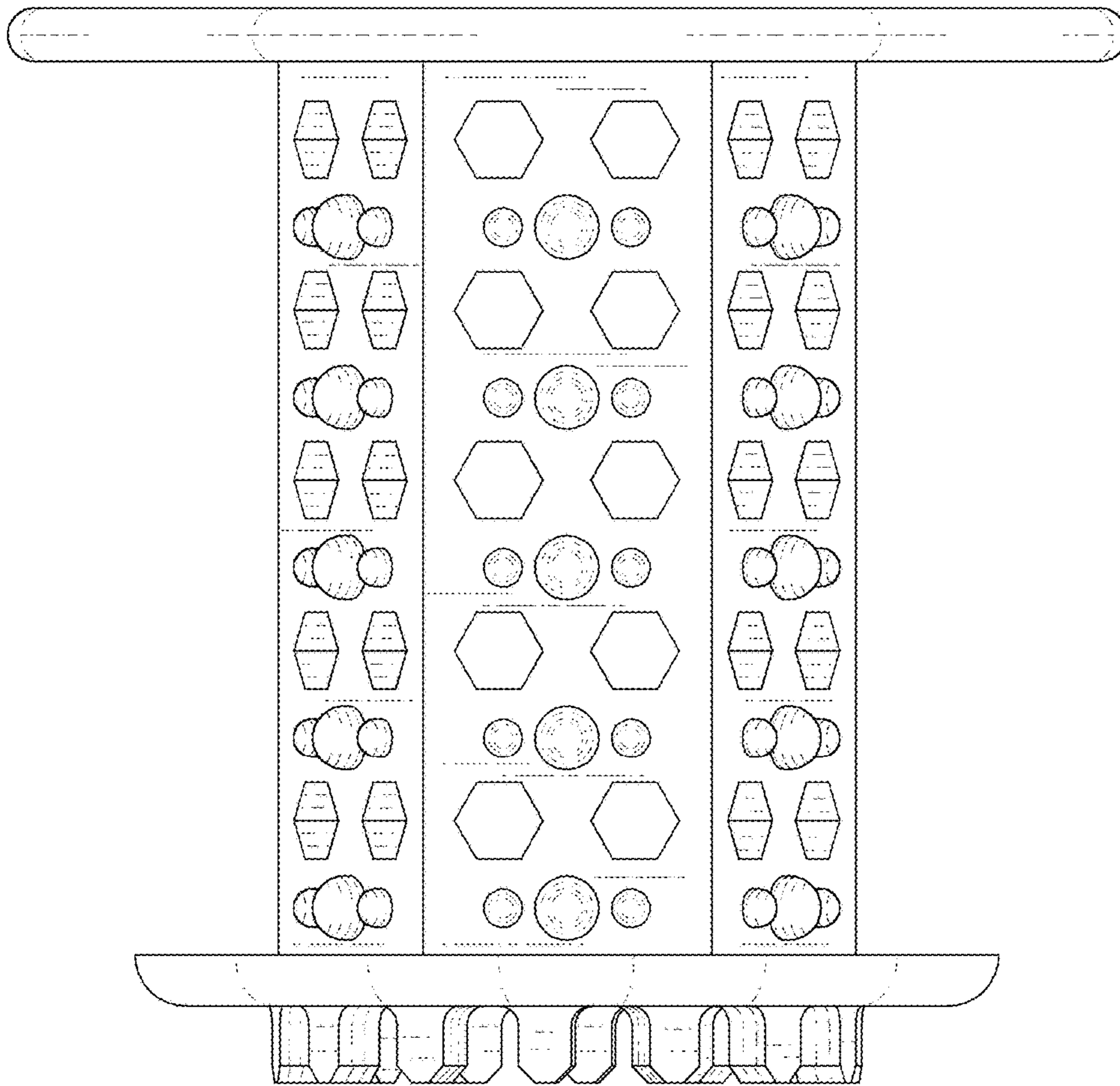


FIG. 3

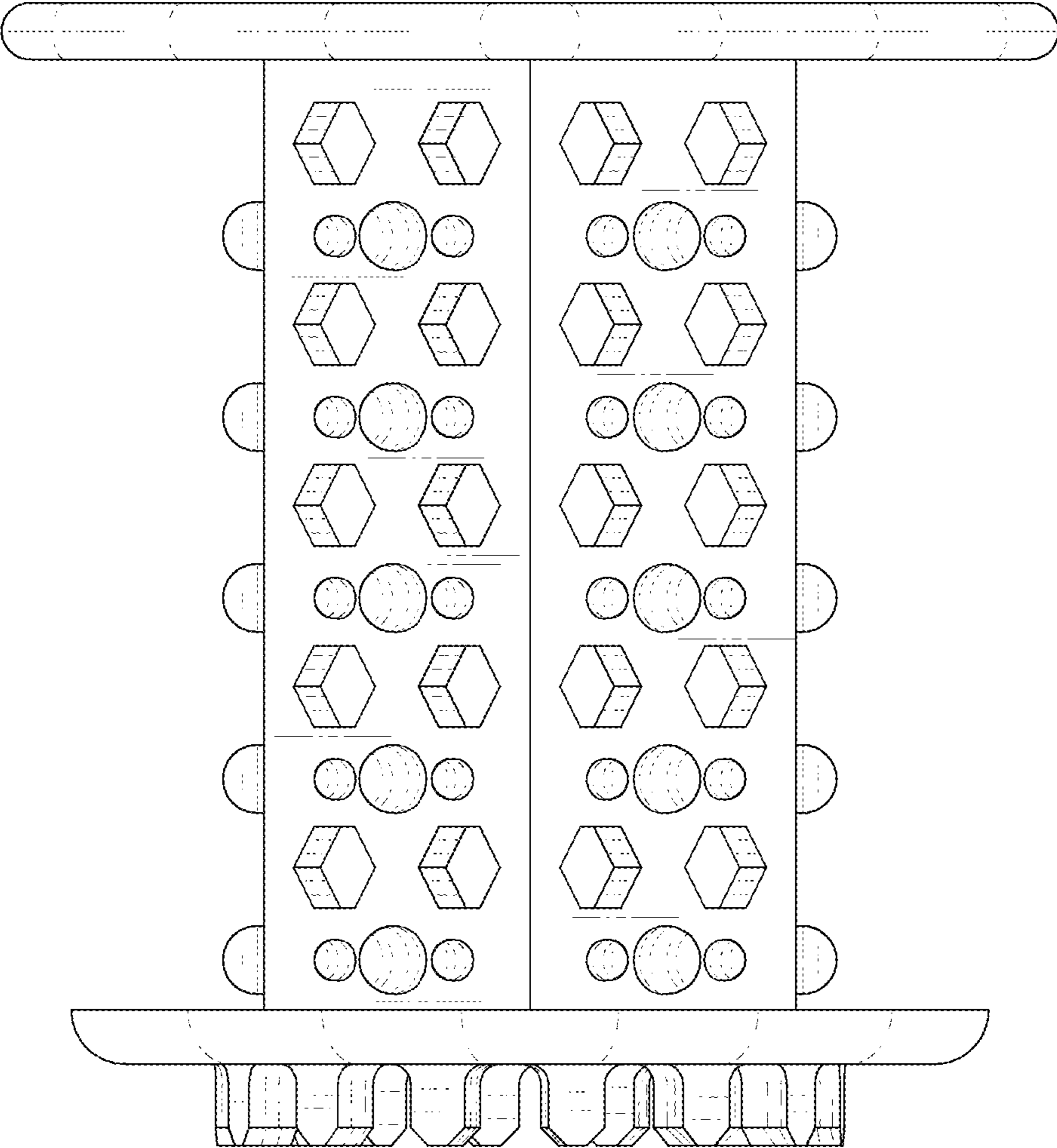


FIG. 4

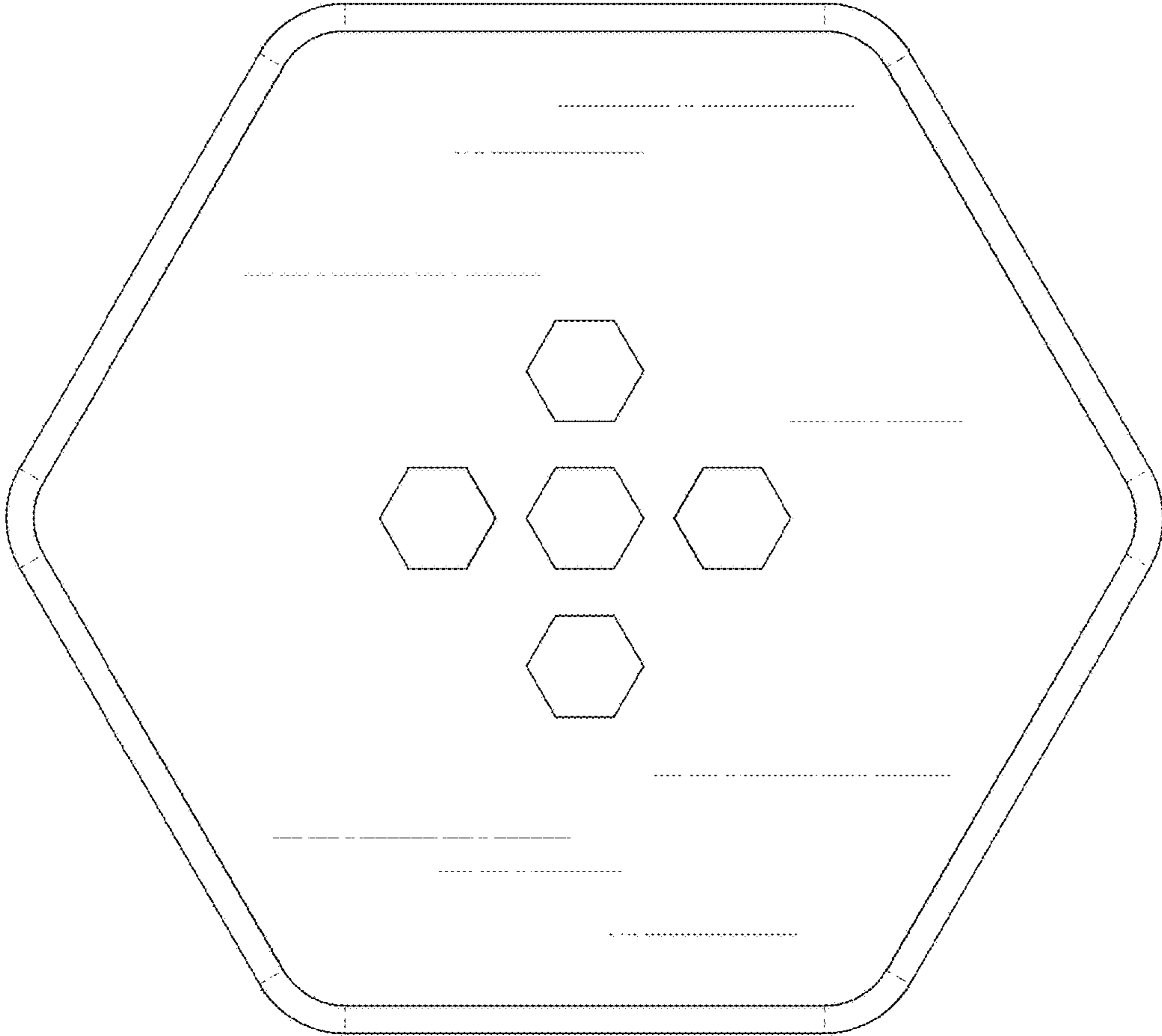


FIG. 5

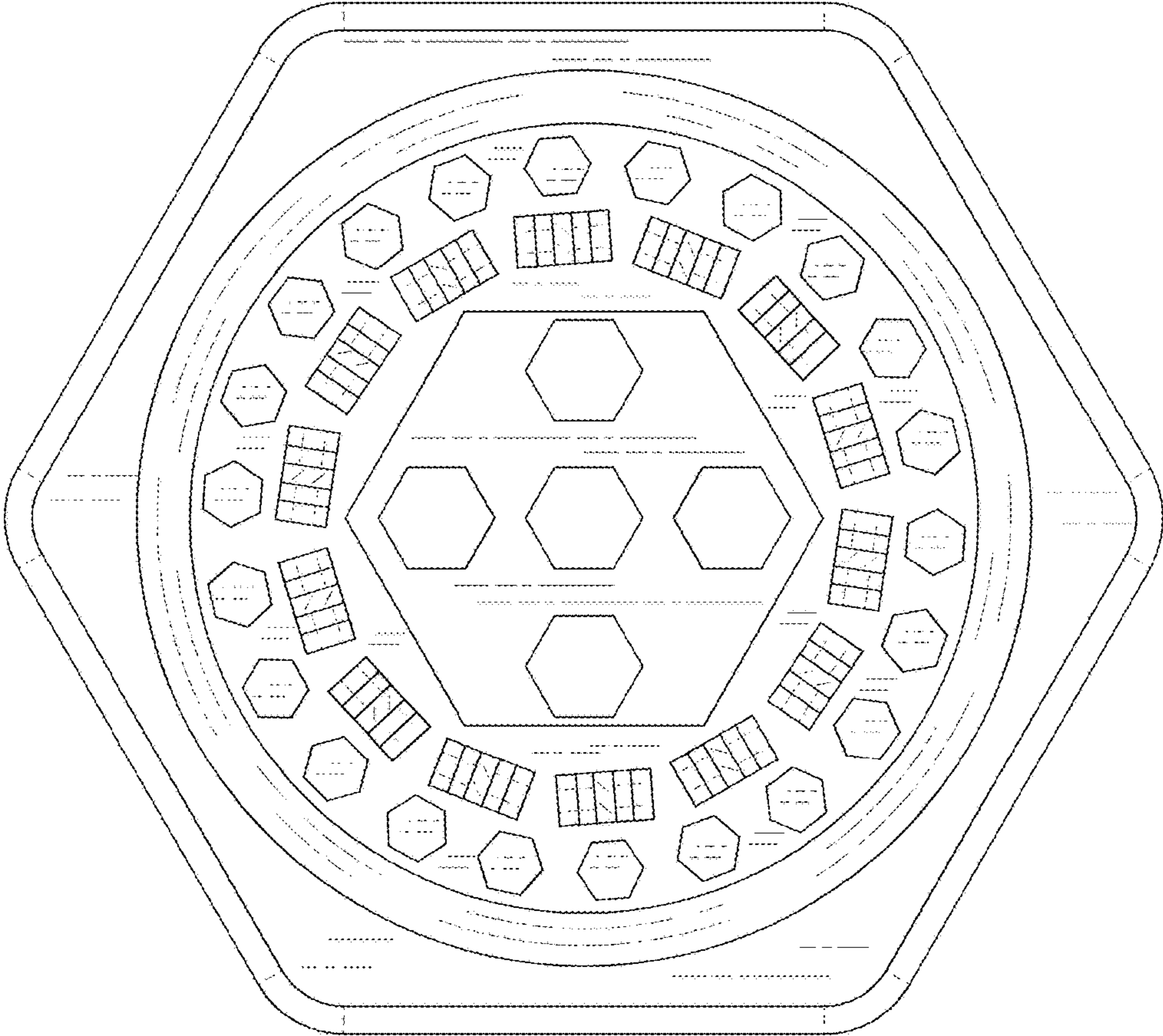


FIG. 6