

US00D827770S

(12) **United States Design Patent**
Brill

(10) **Patent No.:** **US D827,770 S**

(45) **Date of Patent:** **** Sep. 4, 2018**

(54) **FILTER CARTRIDGE**

(71) Applicant: **BRITA GMBH**, Taunusstein (DE)

(72) Inventor: **Anita Brill**, Wiesbaden (DE)

(73) Assignee: **BRITA GMBH**, Taunusstein (DE)

(**) Term: **15 Years**

(21) Appl. No.: **29/605,929**

(22) Filed: **May 31, 2017**

(30) **Foreign Application Priority Data**

Dec. 7, 2016 (EM) 003 504 679

(51) **LOC (11) Cl.** **23-01**

(52) **U.S. Cl.**
USPC **D23/209**

(58) **Field of Classification Search**
USPC D23/207, 209; 210/232, 282, 493.2
CPC B01D 35/30; B01D 35/153; B01D 29/111;
C02F 1/003; B29C 47/682
See application file for complete search history.

(56) **References Cited**

U.S. PATENT DOCUMENTS

D494,654 S * 8/2004 Macaulay D23/209
D547,823 S * 7/2007 Kennedy D23/207
D547,825 S * 7/2007 Kennedy D23/209

D548,306 S * 8/2007 Kennedy D23/209
D731,616 S * 6/2015 Zou D23/209
D760,868 S * 7/2016 Lu D23/209
D772,379 S * 11/2016 Tadlock D23/209
D776,237 S * 1/2017 Dong D23/207
D782,609 S * 3/2017 Hill D23/207
D782,610 S * 3/2017 Hill D23/207
D788,879 S * 6/2017 Zou D23/209
D788,880 S * 6/2017 Zou D23/209

* cited by examiner

Primary Examiner — Robin V Webster

(74) *Attorney, Agent, or Firm* — Nudak, Shunk & Farine
Co. LPA

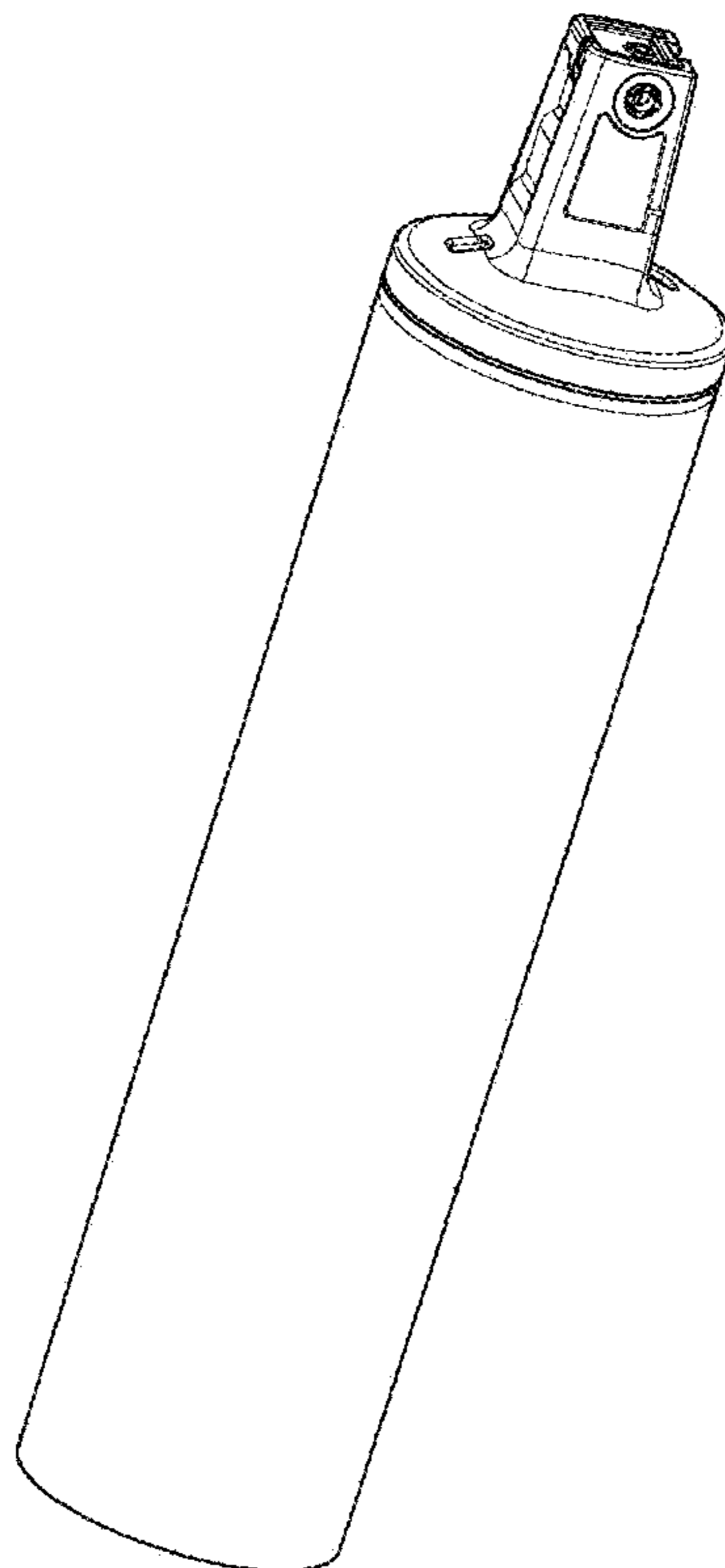
(57) **CLAIM**

The ornamental design for a “filter cartridge,” as shown and described.

DESCRIPTION

FIG. 1 is a right rear perspective view of a filter cartridge showing my new design;
FIG. 2 is a right side view thereof;
FIG. 3 is a left side view thereof;
FIG. 4 is a rear view thereof;
FIG. 5 is a front view thereof;
FIG. 6 is an enlarged top view thereof; and,
FIG. 7 is an enlarged bottom view thereof.
The broken lines in the drawings depict portions of the filter cartridge that form no part of the claim.

1 Claim, 7 Drawing Sheets



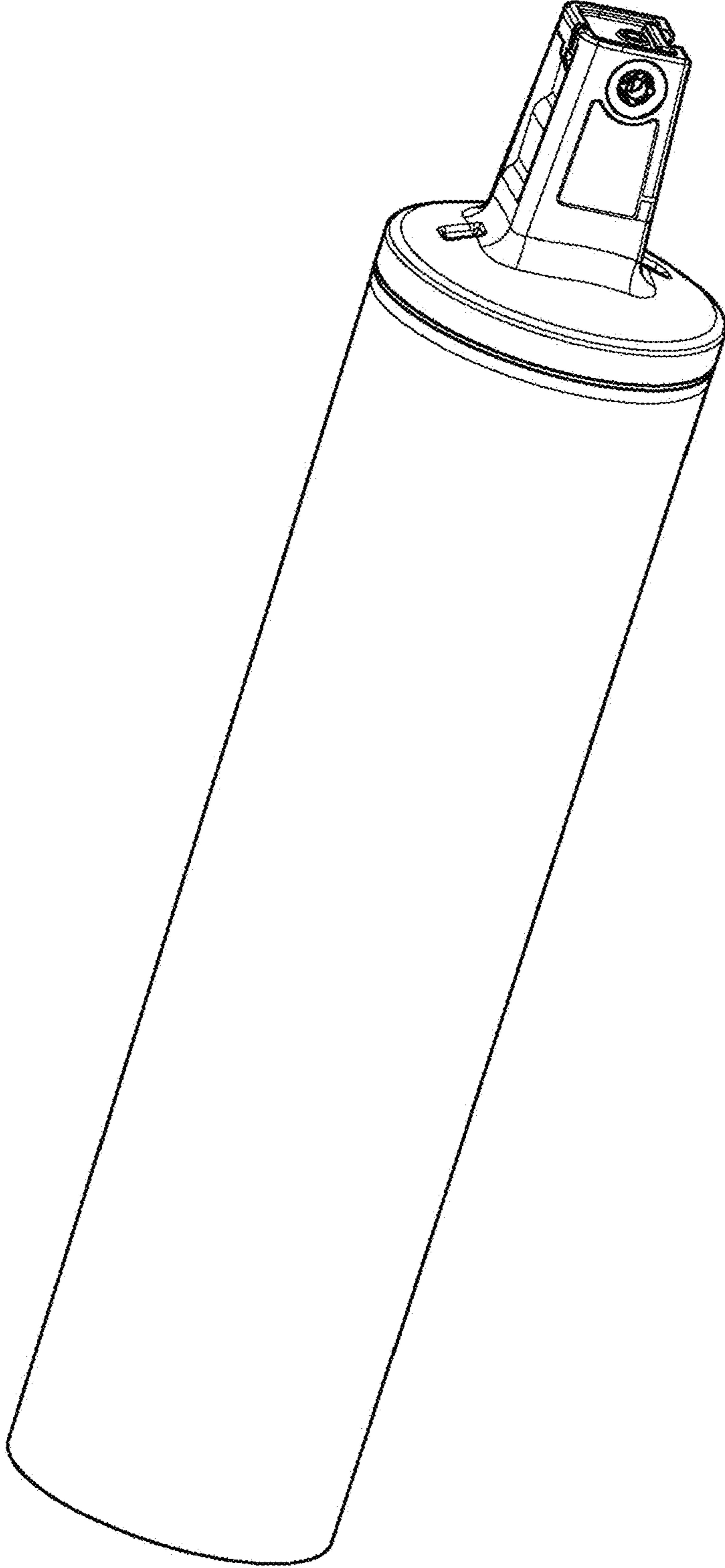


FIG. 1




FIG. 2




FIG. 3




FIG. 4




FIG. 5

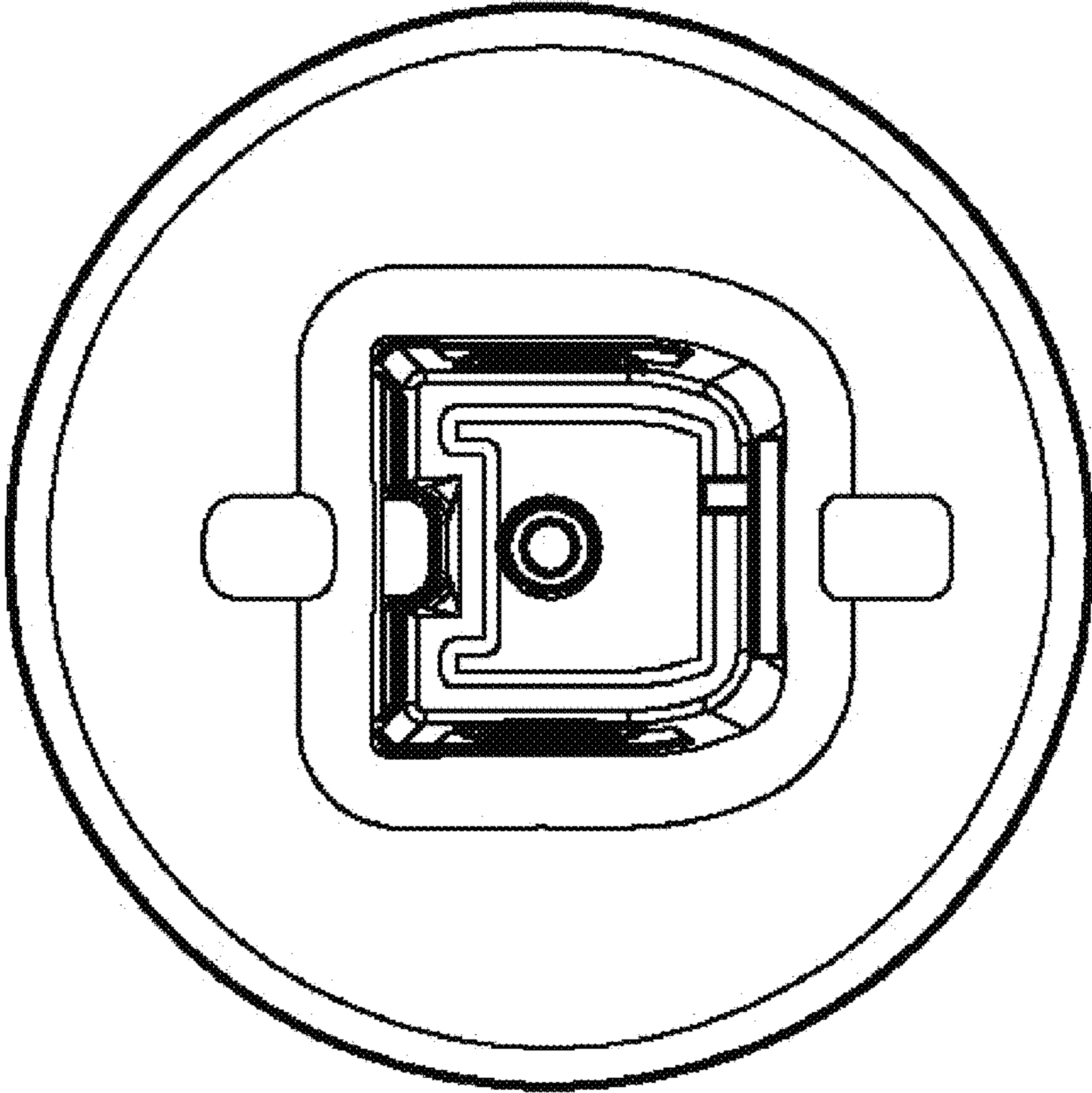


FIG. 6

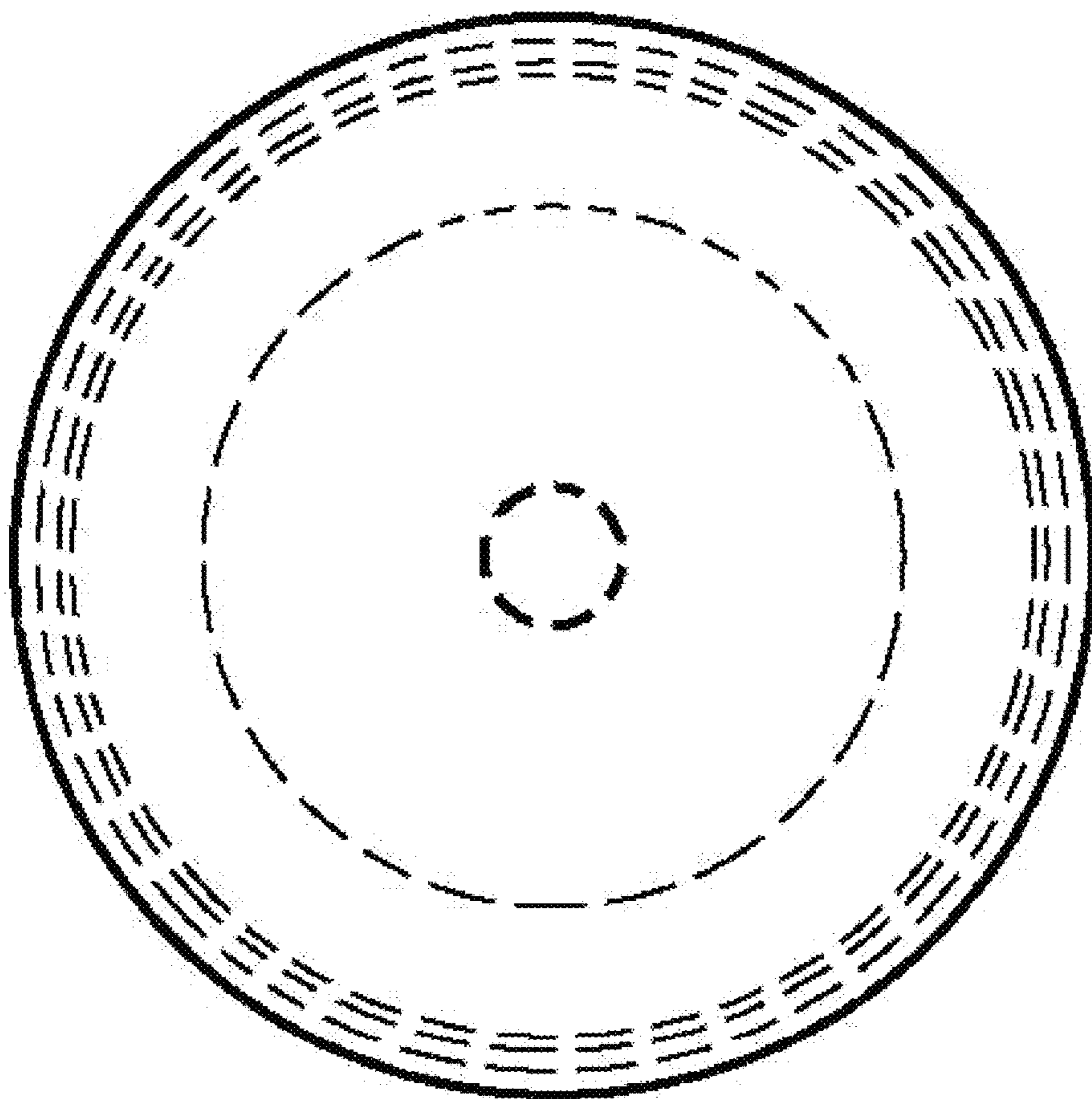


FIG. 7