



US00D827744S

(12) **United States Design Patent**  
**Wang et al.**

(10) **Patent No.:** **US D827,744 S**  
(45) **Date of Patent:** **\*\* Sep. 4, 2018**

(54) **GOLF CLUB HEAD**

2014/0329615 A1 11/2014 Roberts et al.  
2014/0364248 A1 12/2014 Wahl et al.  
2015/0165285 A1 6/2015 Stites et al.

(71) Applicant: **Karsten Manufacturing Corporation**,  
Phoenix, AZ (US)

FOREIGN PATENT DOCUMENTS

(72) Inventors: **Calvin S. Wang**, Chandler, AZ (US);  
**Xiaojian Chen**, Phoenix, AZ (US)

CN 104740854 7/2015  
JP 1085745 9/2000  
JP 1142891 6/2002  
JP 2003062132 3/2003

(73) Assignee: **Karsten Manufacturing Corporation**,  
Phoenix, AZ (US)

(Continued)

(\*\*) Term: **15 Years**

OTHER PUBLICATIONS

(21) Appl. No.: **29/581,064**

'Maltby Dbm Forged Head' Golf Works. Retrieved from the Internet. Retrieved on Oct. 15, 2015, URL: <[http://www.golfworks.com/product.asp\\_Q\\_pn\\_E\\_MA0225\\_A\\_Maltby+DBM+Forged+Iron+nHeads\\_Ac2p\\_E\\_cs/](http://www.golfworks.com/product.asp_Q_pn_E_MA0225_A_Maltby+DBM+Forged+Iron+nHeads_Ac2p_E_cs/)>.

(22) Filed: **Oct. 14, 2016**

(Continued)

(51) **LOC (11) Cl.** ..... **21-02**

(52) **U.S. Cl.**  
USPC ..... **D21/747**

Primary Examiner — Mitchell I. Siegel

(58) **Field of Classification Search**  
USPC ..... D21/747-751, 759

CPC ..... A63B 53/00; A63B 53/04; A63B 53/047;  
A63B 53/0475; A63B 2053/0479; A63B  
2053/0483; A63B 2053/0445

See application file for complete search history.

(57) **CLAIM**

The ornamental design for a golf club head, as shown and described.

(56) **References Cited**

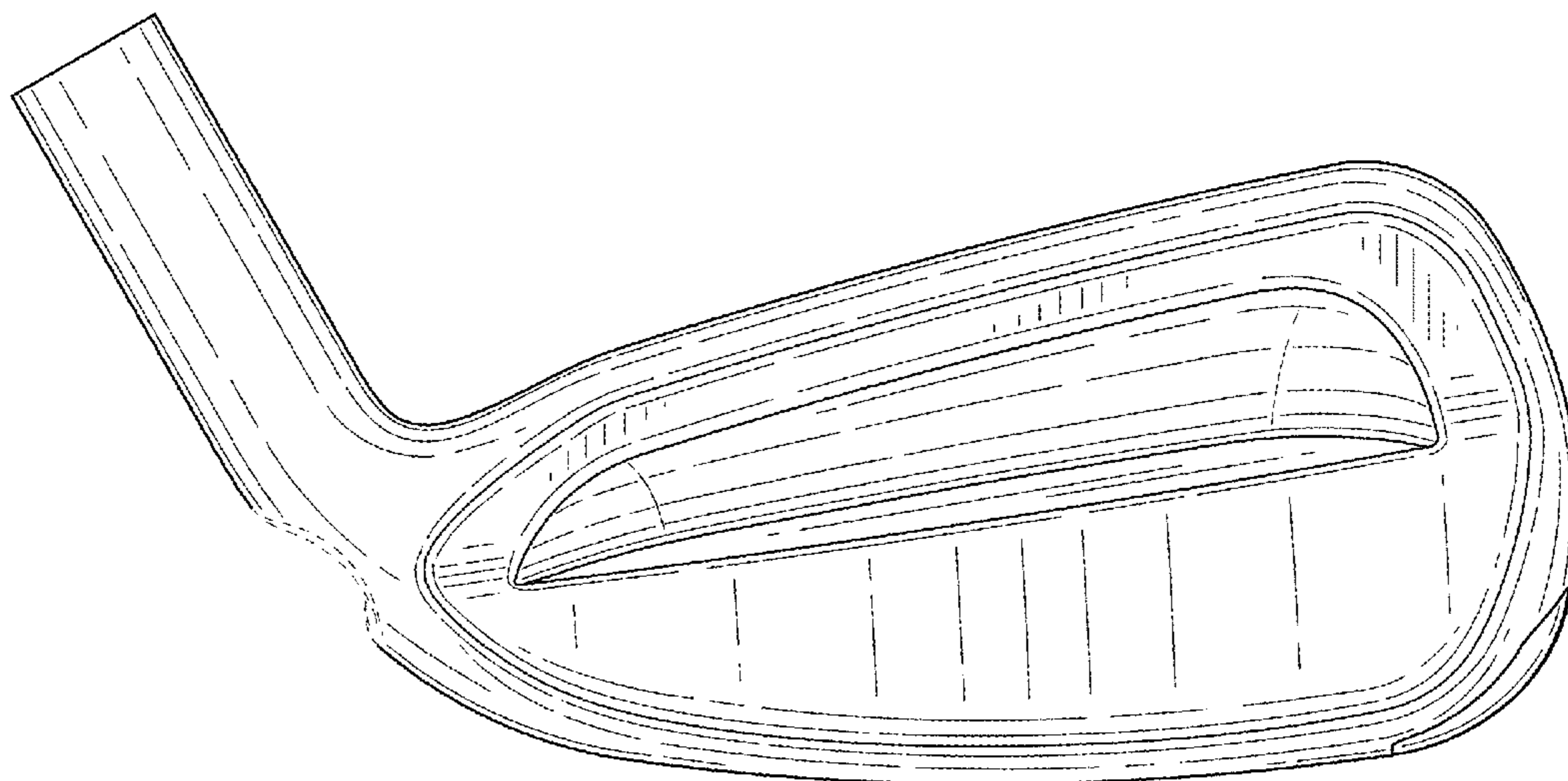
**DESCRIPTION**

U.S. PATENT DOCUMENTS

D437,902 S \* 2/2001 Persinger ..... D21/748  
D441,821 S \* 5/2001 Turner ..... D21/747  
D446,566 S \* 8/2001 McCabe ..... D21/759  
D454,932 S \* 3/2002 Mahaffey ..... D21/747  
6,533,679 B1 3/2003 McCabe et al.  
D765,803 S \* 9/2016 Oliveiro ..... D21/747  
D777,853 S \* 1/2017 Wang ..... D21/747  
D788,863 S \* 6/2017 Honea ..... D21/747  
D797,224 S \* 9/2017 Oliveiro ..... D21/747  
2003/0119602 A1 \* 6/2003 Kennedy, III ..... A63B 53/04  
473/342  
2003/0176232 A1 9/2003 Hasebe  
2005/0009626 A1 1/2005 Imamoto  
2011/0021285 A1 1/2011 Shimazaki  
2013/0109500 A1 5/2013 Boyd et al.

FIG. 1 is a front perspective view of a golf club head;  
FIG. 2 is a rear perspective view of the golf club head of FIG. 1;  
FIG. 3 is a front view of the golf club head of FIG. 1;  
FIG. 4 is a rear view of the golf club head of FIG. 1;  
FIG. 5 is a toe view of the golf club head of FIG. 1;  
FIG. 6 is a heel view of the golf club head of FIG. 1;  
FIG. 7 is a top view of the golf club head of FIG. 1; and,  
FIG. 8 is a bottom view of the golf club head of FIG. 1.  
The broken lines shown in one or more of the figures are for illustrative purposes only and form no part of the claimed design.

**1 Claim, 6 Drawing Sheets**



(56)

**References Cited**

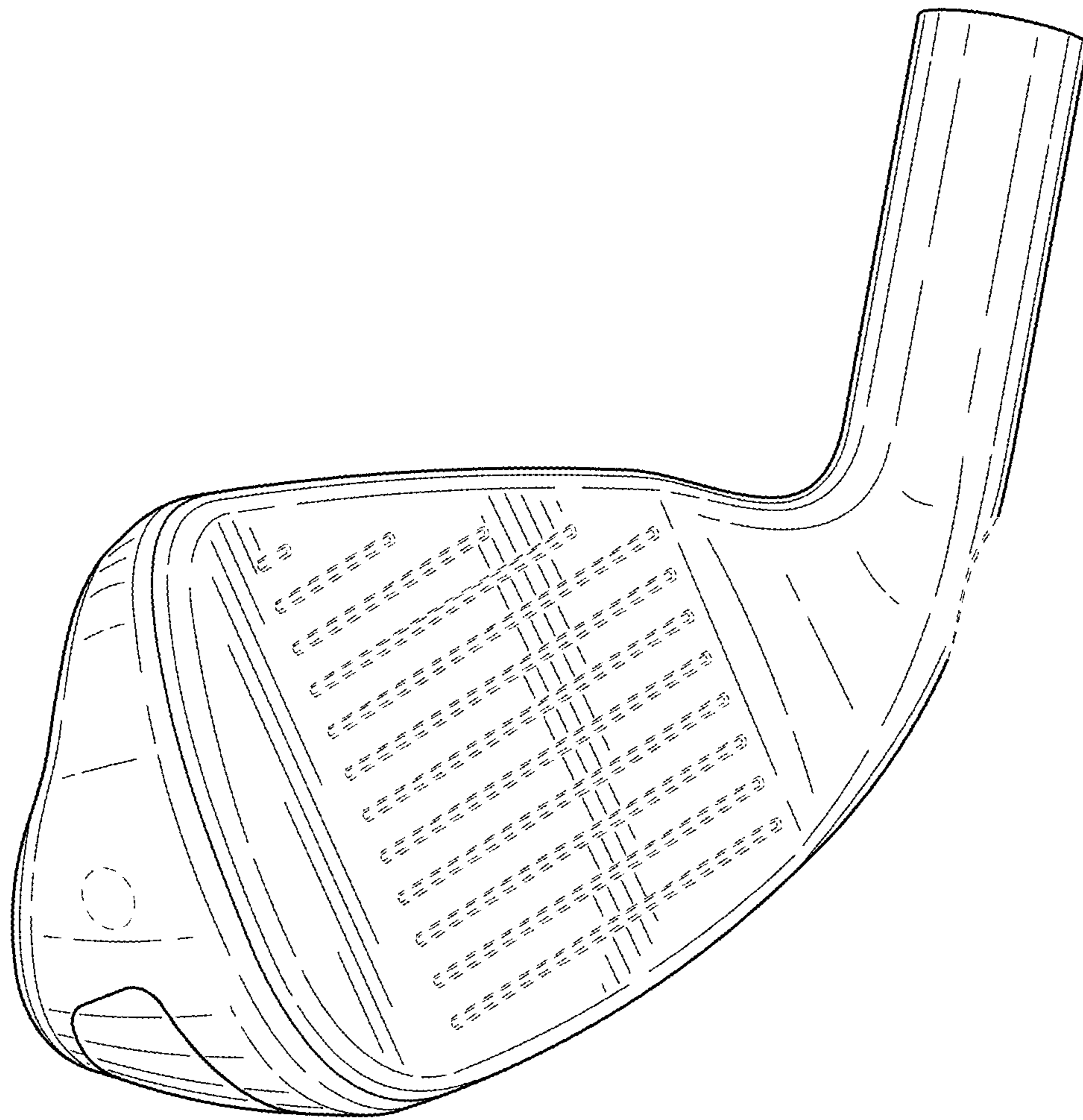
FOREIGN PATENT DOCUMENTS

JP	5315577	10/2003
JP	2006212066	8/2006
JP	2008054985	3/2008
JP	2010167131	8/2010
JP	5763701	7/2015
KR	30-0368182	12/2004

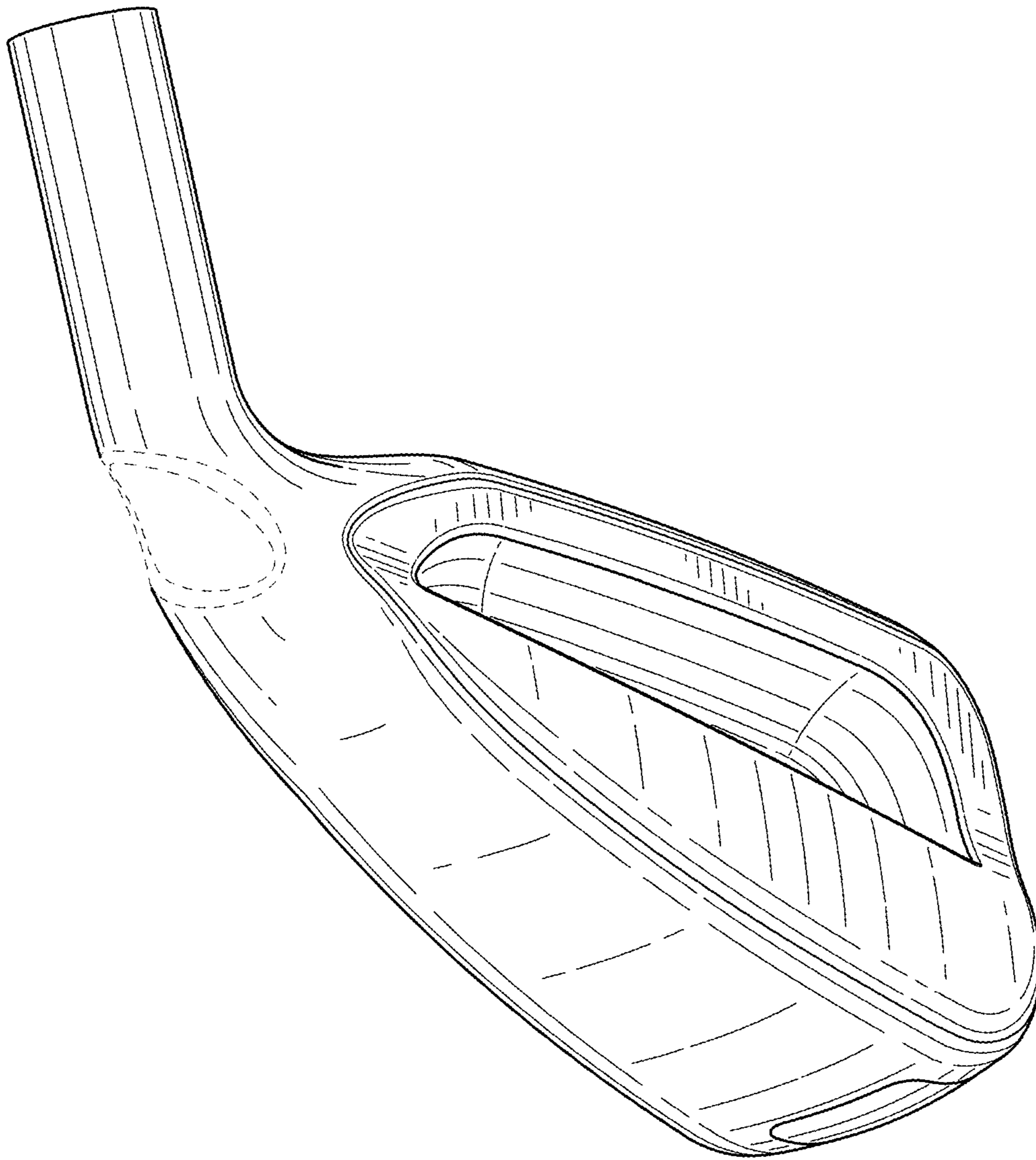
OTHER PUBLICATIONS

'Taylor Made Sldr Irons' Golf A Lot. May 5, 2014. Retrieved from the Internet. Retrieved on Oct. 15, 2015, URL: <<http://www.golfalot.com/equipment-news/taylormade-sldr-irons-2857.aspx>>.

\* cited by examiner



**FIG. 1**



**FIG. 2**

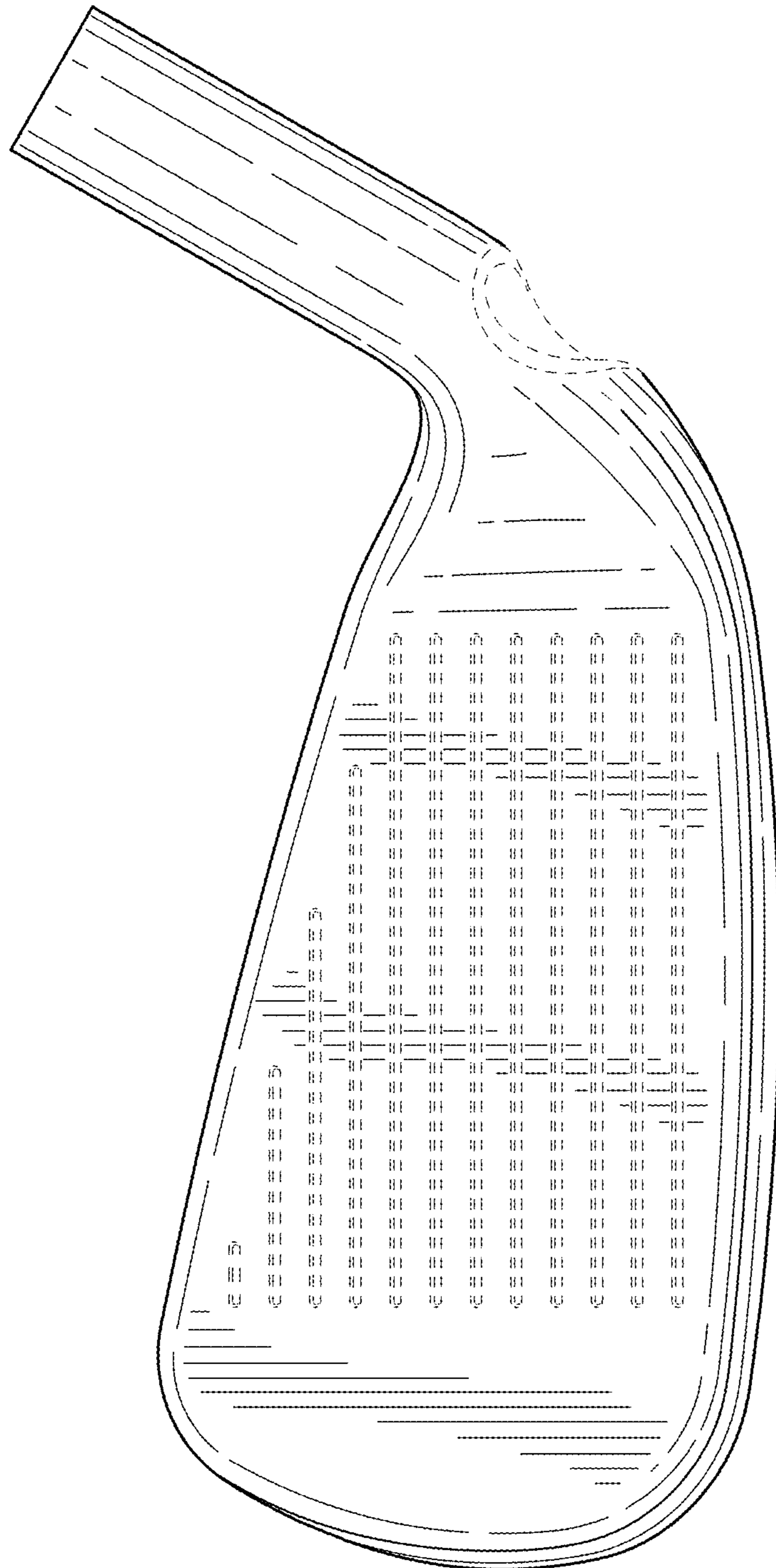


FIG. 3

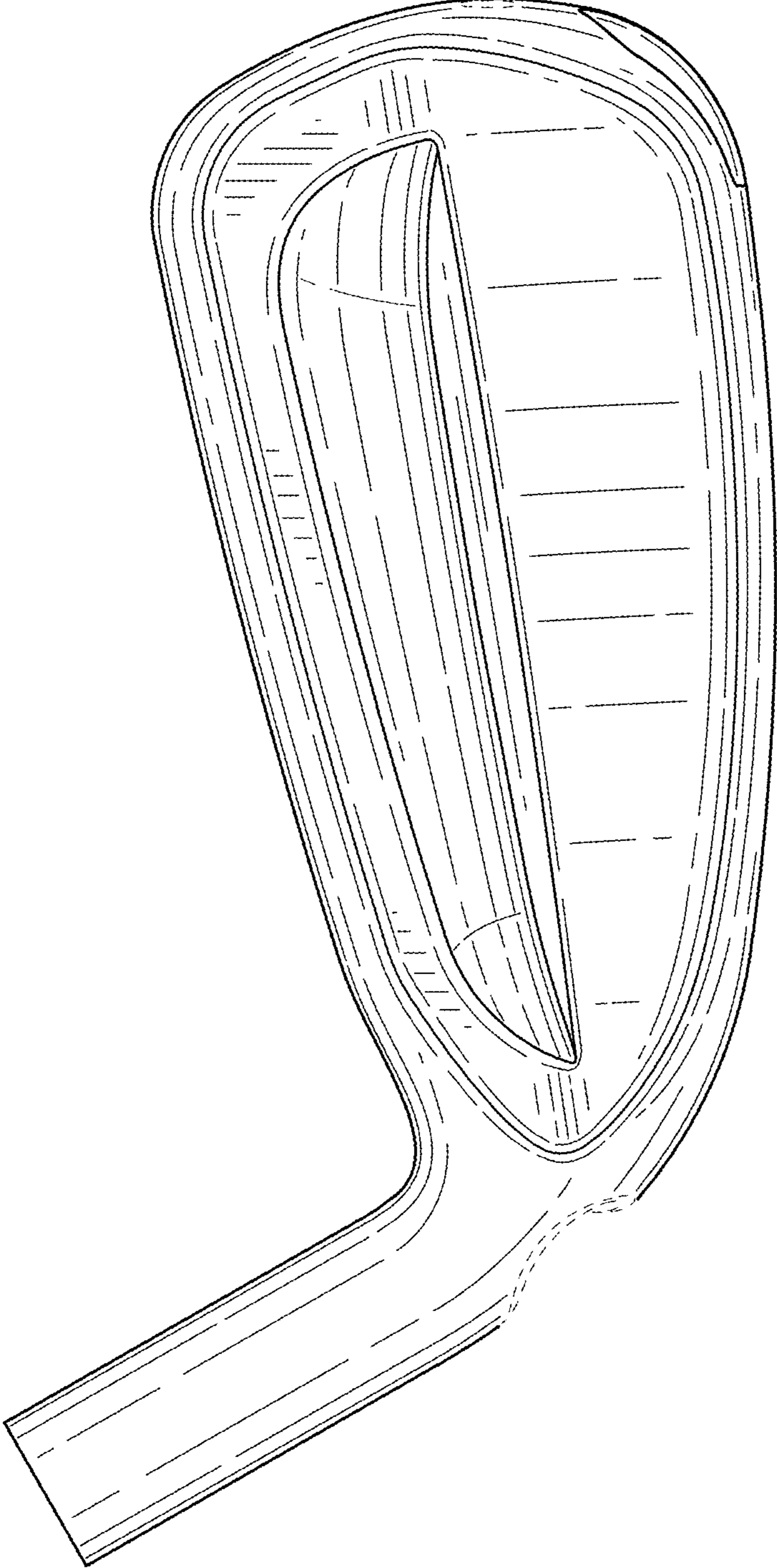
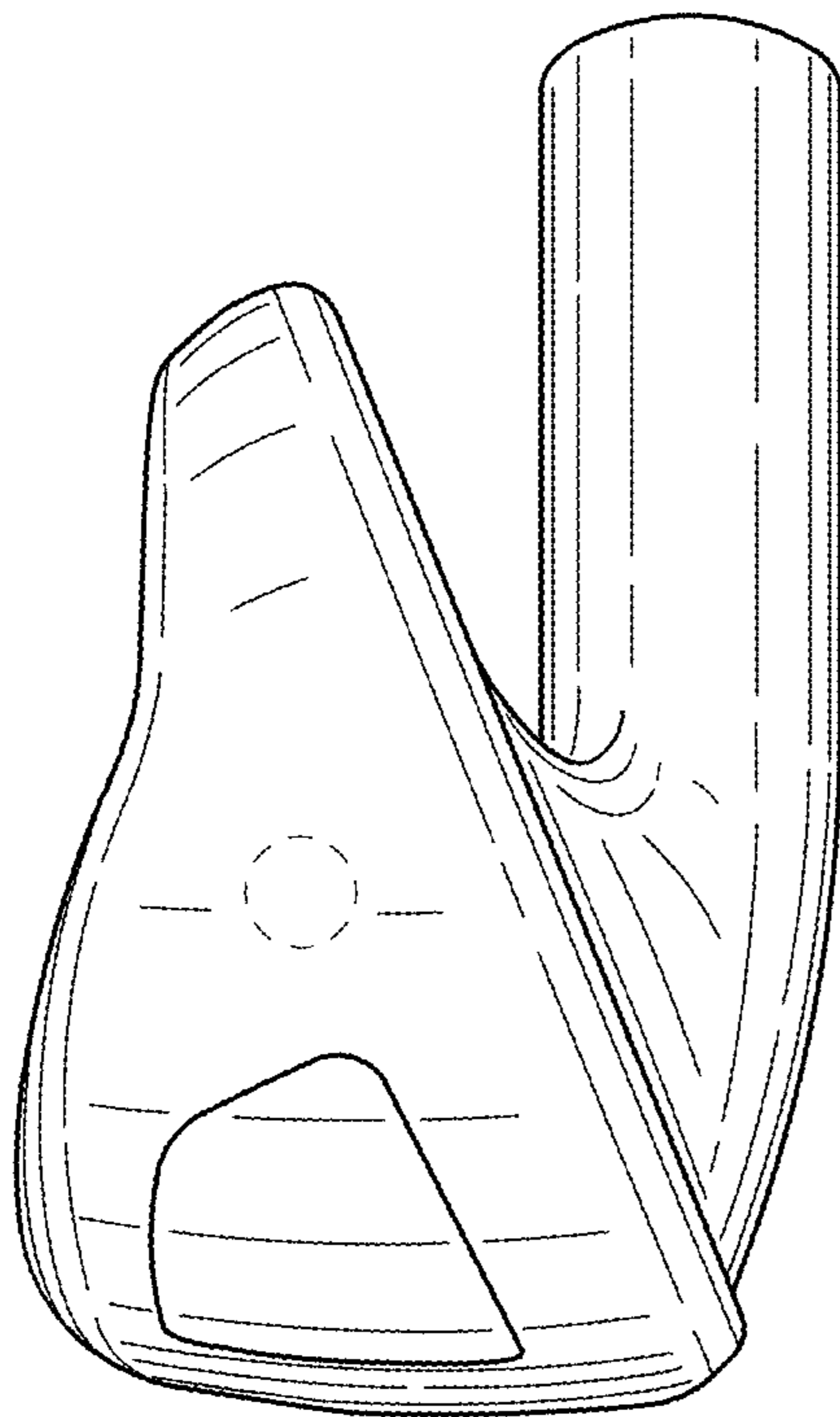
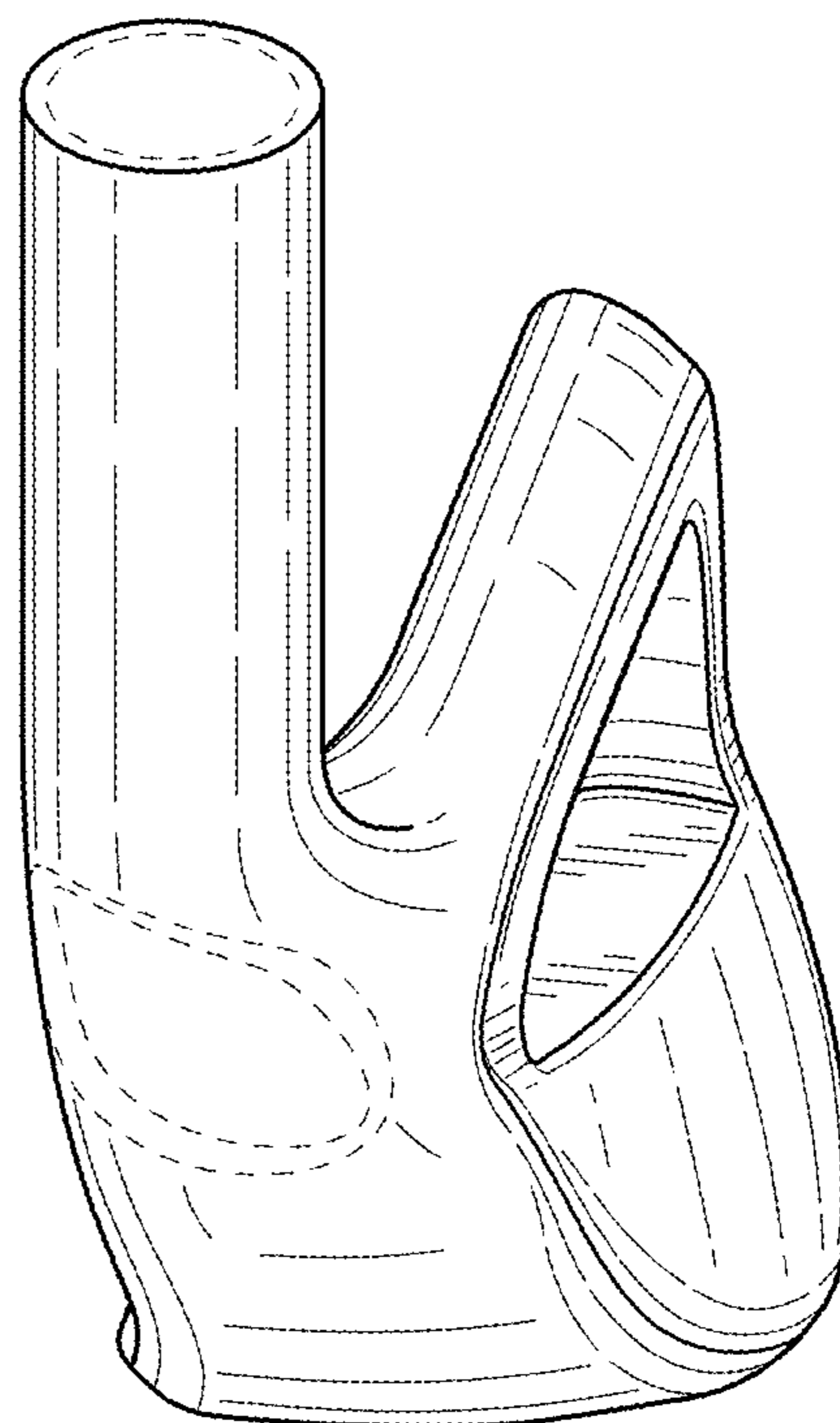


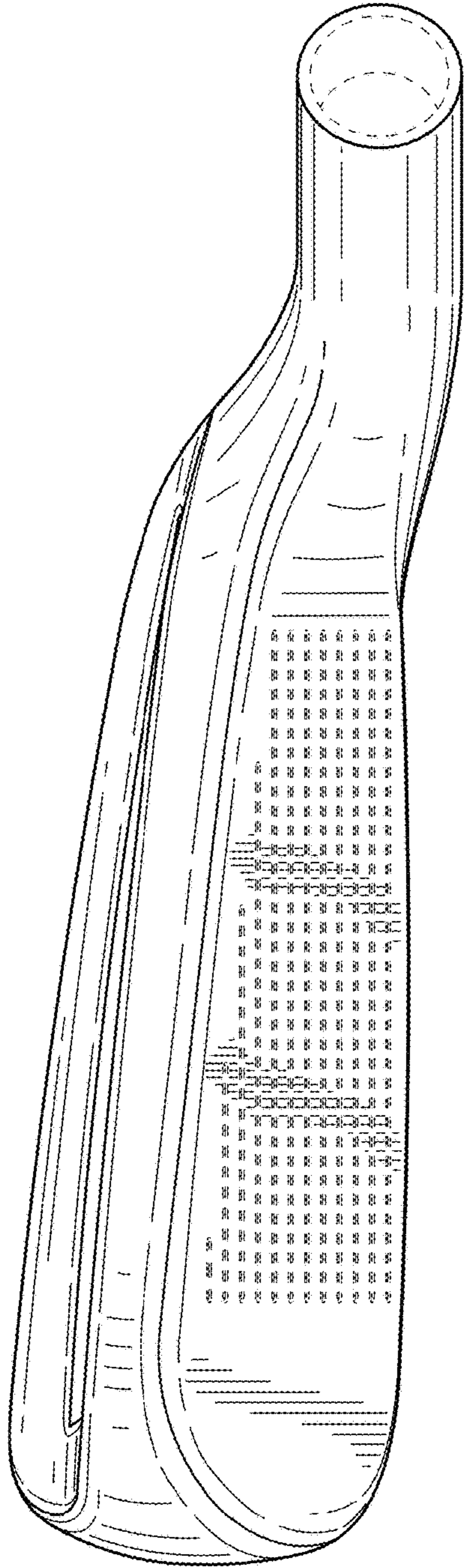
FIG. 4



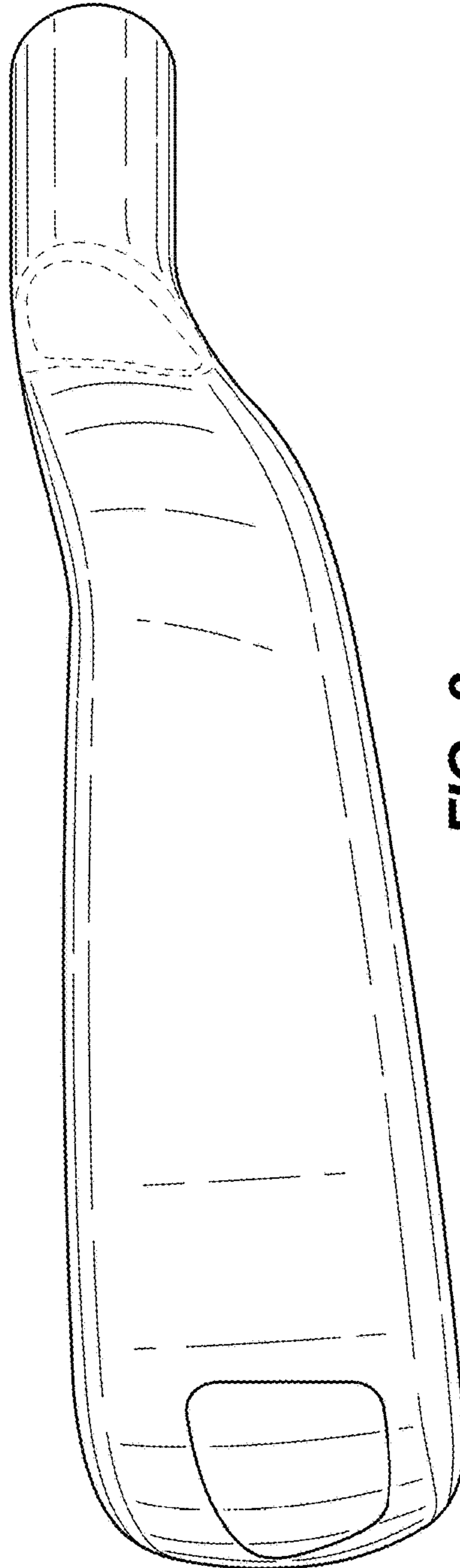
**FIG. 5**



**FIG. 6**



**FIG. 7**



**FIG. 8**