



US00D827716S

(12) **United States Design Patent** (10) **Patent No.:** **US D827,716 S**
Casciotti et al. (45) **Date of Patent:** **** Sep. 4, 2018**

(54) **WRITING INSTRUMENT**

(71) Applicant: **Amsterdam Printing & Litho, Inc.**,
North Mankato, MN (US)

(72) Inventors: **David M. Casciotti**, Amsterdam, NY
(US); **Jing P. Mahler**, Glenville, NY
(US)

(73) Assignee: **Amsterdam Printing & Litho, Inc.**,
Mankato, MN (US)

(**) Term: **15 Years**

(21) Appl. No.: **29/585,612**

(22) Filed: **Nov. 28, 2016**

(51) **LOC (11) Cl.** **19-06**

(52) **U.S. Cl.**
USPC **D19/201**; D19/912

(58) **Field of Classification Search**
USPC D14/411; D19/115–204; D9/724, 725
CPC ... B43K 7/12; B43K 8/04; B43K 8/06; B43K
19/00; B43K 19/02; B43K 19/14; B43K
21/006; B43K 21/06; B43K 23/06; B43K
24/08

See application file for complete search history.

(56) **References Cited**

U.S. PATENT DOCUMENTS

D409,661 S *	5/1999	Izushima	D19/195
D426,572 S *	6/2000	Salemme	D19/168
D466,934 S *	12/2002	Schung	D19/176
D549,776 S *	8/2007	Avenatti	D19/176
D552,680 S *	10/2007	Cetera	D19/176

D562,392 S *	2/2008	Qiu	D19/172
D600,282 S *	9/2009	Guoguang	D19/174
D667,881 S *	9/2012	Li	D19/176
D700,238 S *	2/2014	Slemp	D19/172
D709,949 S *	7/2014	Fleming	D19/119
D713,882 S *	9/2014	Fleming	D19/179
D726,825 S *	4/2015	Casciotti	D19/171
D752,050 S *	3/2016	Zhang	D14/411
D776,760 S *	1/2017	Simon	D19/167
D798,387 S *	9/2017	Kornfeld	D19/176

* cited by examiner

Primary Examiner — Elizabeth A. Albert

(74) *Attorney, Agent, or Firm* — Dicke, Billig & Czaja,
PLLC

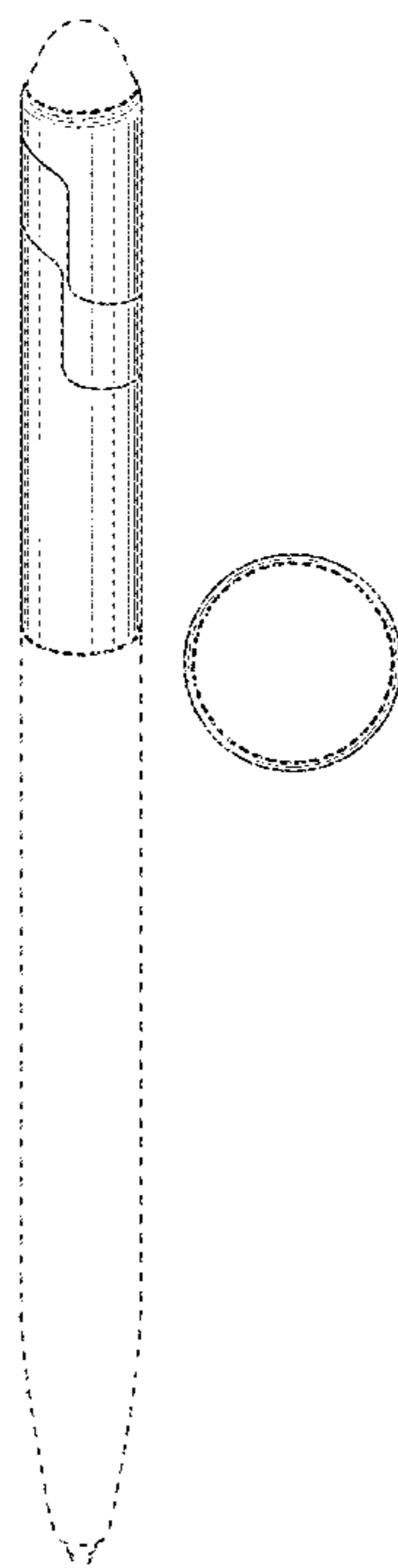
(57) **CLAIM**

We claim the ornamental design for a writing instrument, as shown and described.

DESCRIPTION

FIG. 1 is a perspective view of a writing instrument showing our new design;
 FIG. 2 is a front view of FIG. 1;
 FIG. 3 is a back view of FIG. 1;
 FIG. 4 is a right side view of FIG. 1, the left side view being a mirror image of the right side view;
 FIG. 5 is an enlarged top view of FIG. 1; and,
 FIG. 6 is an enlarged bottom view of FIG. 1.
 The broken lines in the drawings of FIGS. 1-6 are included for the purpose of showing portions that form no part of the claimed design.

1 Claim, 6 Drawing Sheets






Fig. 1




Fig. 2




Fig. 3




Fig. 4

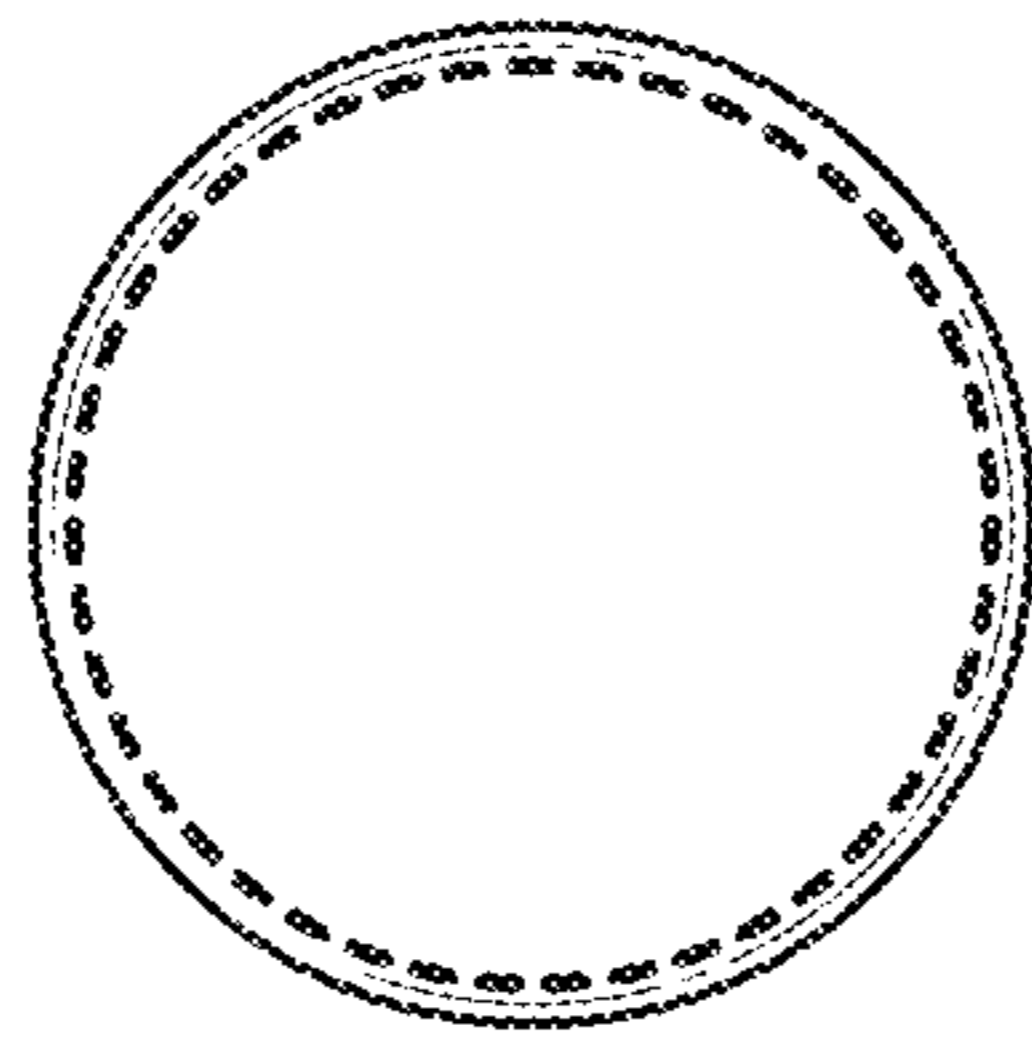


Fig. 5

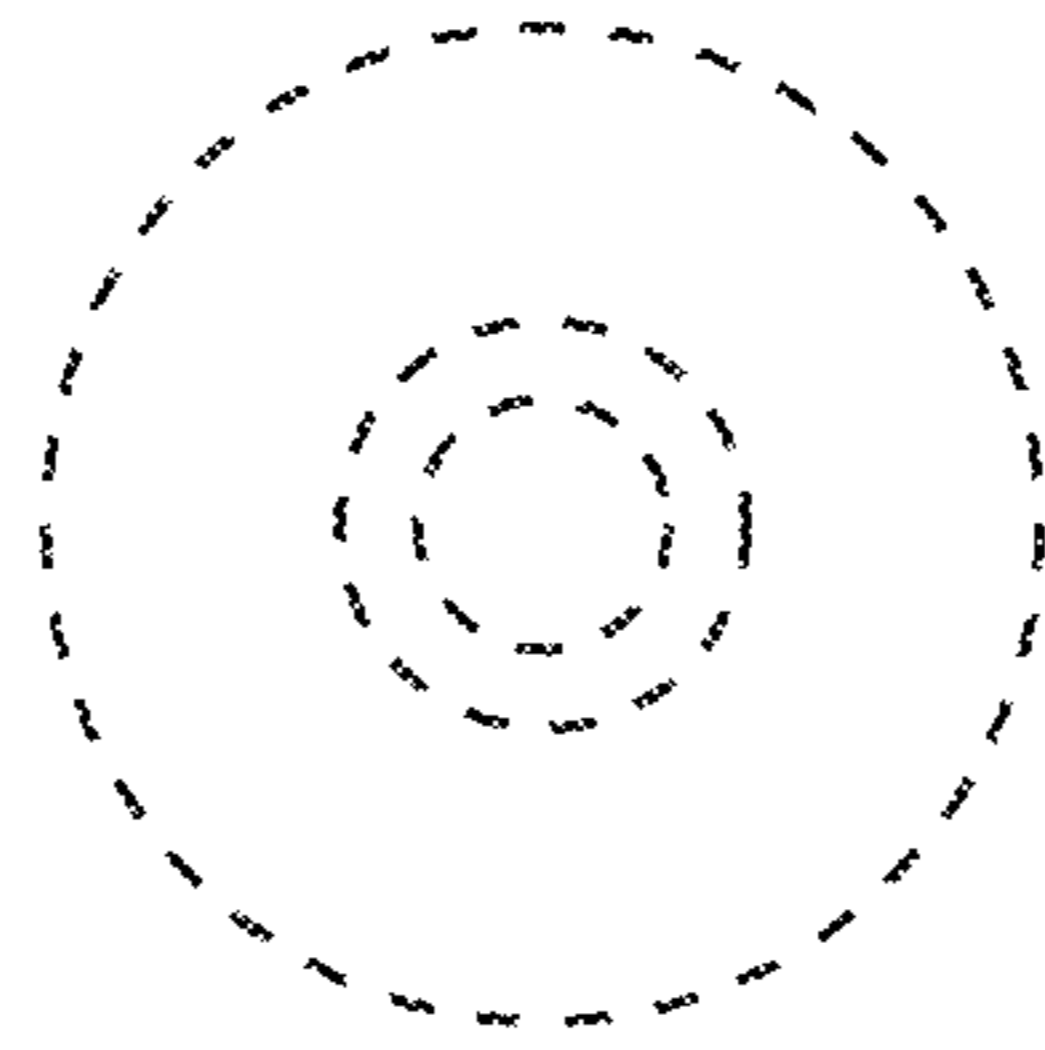


Fig. 6