

US00D827715S

(12) **United States Design Patent** (10) **Patent No.:** **US D827,715 S**
Casciotti et al. (45) **Date of Patent:** **** Sep. 4, 2018**

- (54) **WRITING INSTRUMENT**
- (71) Applicant: **Amsterdam Printing & Litho, Inc.**,
North Mankato, MN (US)
- (72) Inventors: **David M. Casciotti**, Amsterdam, NY
(US); **Jing P. Mahler**, Glenville, NY
(US)
- (73) Assignee: **Amsterdam Printing & Litho, Inc.**,
Mankato, MN (US)
- (**) Term: **15 Years**
- (21) Appl. No.: **29/572,706**
- (22) Filed: **Jul. 29, 2016**
- (51) **LOC (11) Cl.** **19-06**
- (52) **U.S. Cl.**
USPC **D19/201**
- (58) **Field of Classification Search**
USPC D14/411, 431; D19/115–204, 108
CPC . B43K 7/00; B43K 7/005; B43K 7/12; B43K
8/04; B43K 8/06; B43K 19/00; B43K
19/02; B43K 19/14; B43K 21/006; B43K
21/06; B43K 23/06; B43K 24/08
See application file for complete search history.

- (56) **References Cited**
- U.S. PATENT DOCUMENTS
- | | | | | |
|--------------|---------|------------|-------|---------|
| D190,349 S * | 5/1961 | Doman | | D19/201 |
| D208,961 S * | 10/1967 | Bross | | D19/175 |
| D213,739 S * | 4/1969 | Konwiser | | D19/175 |
| D218,492 S * | 8/1970 | Bich | | D19/172 |
| D329,874 S * | 9/1992 | Cuadrado | | D19/173 |
| D366,062 S * | 1/1996 | Takahashi | | D19/174 |
| D395,674 S * | 6/1998 | Boix Gacia | | D19/175 |
| D485,575 S | 1/2004 | Lovell | | |
| D504,698 S * | 5/2005 | Delaney | | D19/172 |
| D518,102 S | 3/2006 | Lovell | | |
| D580,494 S | 11/2008 | Delancourt | | |
| D581,462 S * | 11/2008 | Katami | | D19/187 |

- | | | | |
|--------------|---------|------------------|---------------|
| D583,866 S | 12/2008 | Eddington et al. | |
| D591,349 S | 4/2009 | Delancourt | |
| D603,452 S * | 11/2009 | Rolion | D19/168 |
| D603,900 S | 11/2009 | Jin | |
| D650,858 S | 12/2011 | Keda | |
| D656,194 S * | 3/2012 | Yuan | D19/172 |
| D656,991 S | 4/2012 | Losel | |
| D742,967 S * | 11/2015 | Lei | D19/173 |
| D751,147 S | 3/2016 | Casciotti | |
| D787,594 S * | 5/2017 | Jin | D19/172 |

* cited by examiner

Primary Examiner — Elizabeth Albert
(74) *Attorney, Agent, or Firm* — Dicke, Billig & Czaja,
PLLC

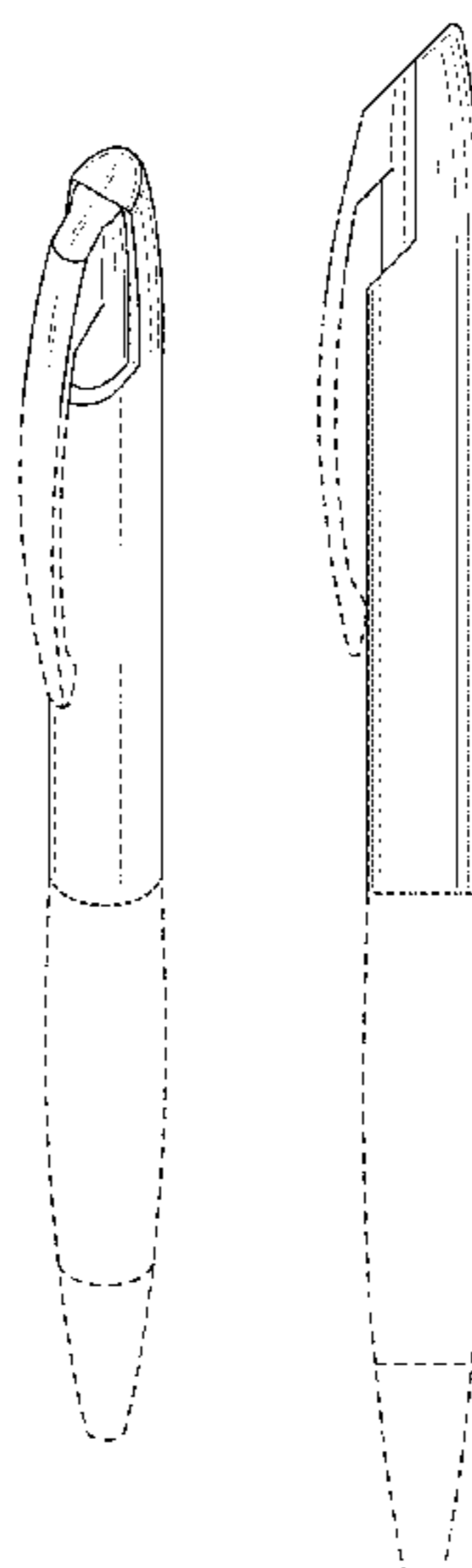
(57) **CLAIM**

We claim the ornamental design for a writing instrument, as shown and described.

DESCRIPTION

FIG. 1 is a perspective view of a writing instrument, in a first configuration, showing our new design;
FIG. 2 is a front view of FIG. 1;
FIG. 3 is a back view of FIG. 1;
FIG. 4 is a left side view of FIG. 1, the right side view being a mirror image of the left side view;
FIG. 5 is an enlarged top view of FIG. 1;
FIG. 6 is an enlarged bottom view of FIG. 1;
FIG. 7 is a perspective view of the writing instrument in the second configuration;
FIG. 8 is a front side view of FIG. 7;
FIG. 9 is a back side view of FIG. 7; and,
FIG. 10 is a left side view of FIG. 7, the right side view being a mirror image of the left side view.
The top and bottom views of FIG. 7 are unchanged from those of FIGS. 5 and 6, respectively.
The broken lines in the drawings of FIGS. 1-10 are included for the purpose of showing portions that form no part of the claimed design.

1 Claim, 7 Drawing Sheets






Fig. 1

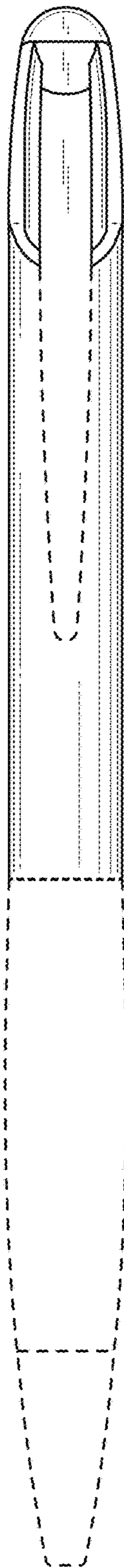


Fig. 2




Fig. 3




Fig. 4

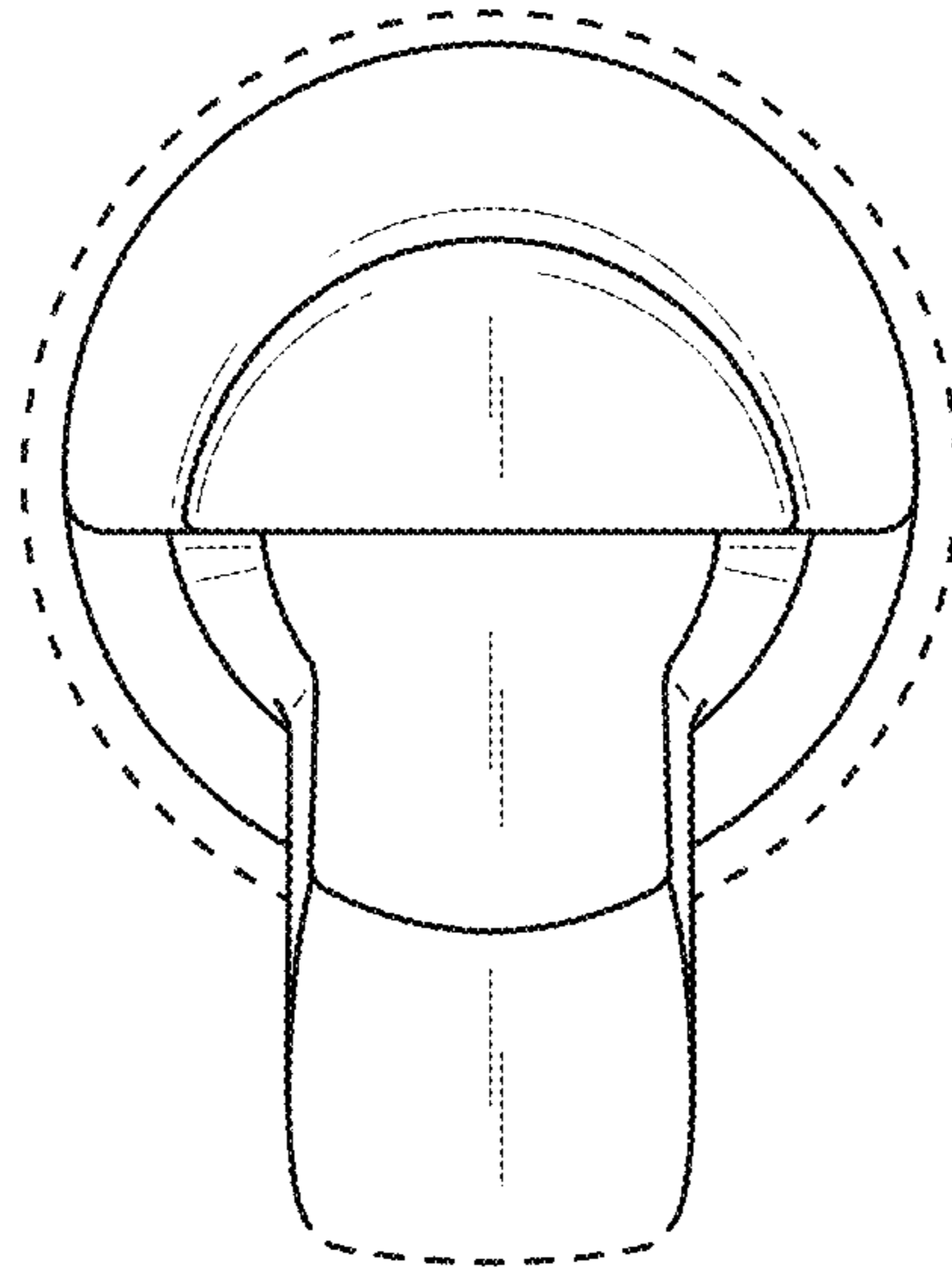


Fig. 5

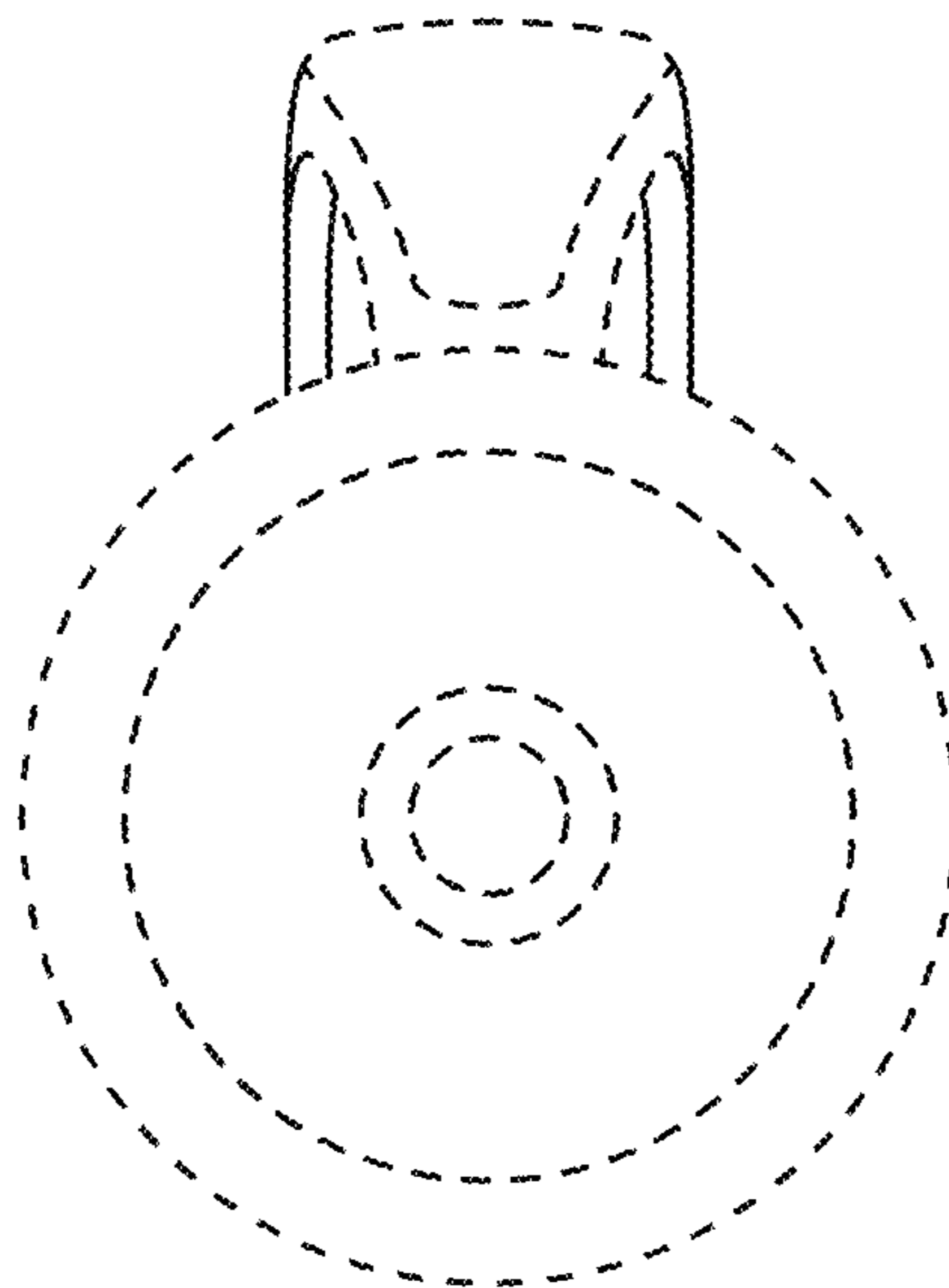


Fig. 6




Fig. 7




Fig. 8




Fig. 9

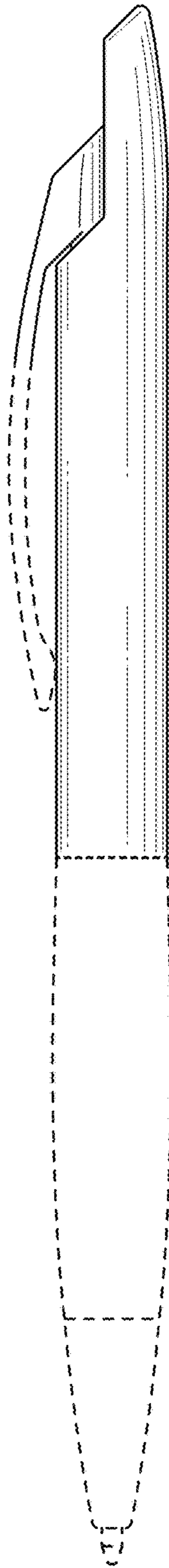


Fig. 10