



US00D827714S

(12) **United States Design Patent**  
**Casciotti et al.**

(10) **Patent No.:** **US D827,714 S**  
(45) **Date of Patent:** **\*\* Sep. 4, 2018**

(54) **WRITING INSTRUMENT**

(71) Applicant: **Amsterdam Printing & Litho, Inc.**,  
North Mankato, MN (US)

(72) Inventors: **David M. Casciotti**, Amsterdam, NY  
(US); **Jing Mahler**, Glenville, NY  
(US); **Darren Costelloe**, Albany, NY  
(US)

(73) Assignee: **Amsterdam Printing & Litho, Inc.**,  
Mankato, MN (US)

(\*\*) Term: **15 Years**

(21) Appl. No.: **29/587,562**

(22) Filed: **Dec. 14, 2016**

(51) **LOC (11) Cl.** ..... **19-06**

(52) **U.S. Cl.**  
USPC ..... **D19/199; D19/914; D19/918**

(58) **Field of Classification Search**  
USPC ..... D14/411; D19/115-204; D9/724, 725  
CPC ... B43K 7/12; B43K 8/04; B43K 8/06; B43K  
19/00; B43K 19/02; B43K 19/14; B43K  
21/006; B43K 21/06; B43K 23/06; B43K  
24/08

See application file for complete search history.

(56) **References Cited**

**U.S. PATENT DOCUMENTS**

D378,601 S *	3/1997	Sakuno	401/6
D394,455 S *	5/1998	Izushima	D19/174
D439,336 S *	3/2001	Najmi	D19/902
D440,605 S *	4/2001	Izushima	D19/203
D453,187 S *	1/2002	Keda	D19/174
D475,785 S *	6/2003	Chang	D19/177
D485,574 S *	1/2004	Keil	D19/175
D486,860 S *	2/2004	Hodge	D19/199
D487,773 S *	3/2004	Keda	D19/174

D492,350 S *	6/2004	Morrow	D19/199
D499,142 S *	11/2004	Morrow	D19/172
D506,502 S *	6/2005	Qiu	D19/172
D506,505 S *	6/2005	Qiu	D19/172
D506,507 S *	6/2005	Qiu	D19/172
D538,853 S *	3/2007	Losel	D19/172
D541,342 S *	4/2007	Qiu	D19/166
D541,860 S *	5/2007	Kung	D19/172
D546,882 S *	7/2007	Qiu	D19/174
D552,675 S *	10/2007	Zhang	D19/168
D555,729 S *	11/2007	Lin	D19/175
D559,313 S *	1/2008	Qiu	D19/168
D563,470 S *	3/2008	Qiu	D19/168
D579,977 S *	11/2008	Fei	D19/171
D595,771 S *	7/2009	Oas	D19/177
D613,336 S *	4/2010	Yu	D19/140
D643,067 S *	8/2011	Casciotti	D19/192
D663,773 S *	7/2012	Casciotti	D19/199
D664,594 S *	7/2012	Casciotti	D19/199

(Continued)

*Primary Examiner* — Elizabeth A. Albert

(74) *Attorney, Agent, or Firm* — Dicke, Billig & Czaja,  
PLLC

(57) **CLAIM**

We claim the ornamental design for a writing instrument, as shown and described.

**DESCRIPTION**

FIG. 1 is an isometric view of a writing instrument showing our new design;

FIG. 2 is a front view of FIG. 1;

FIG. 3 is a back view of FIG. 1;

FIG. 4 is a right side view of FIG. 1;

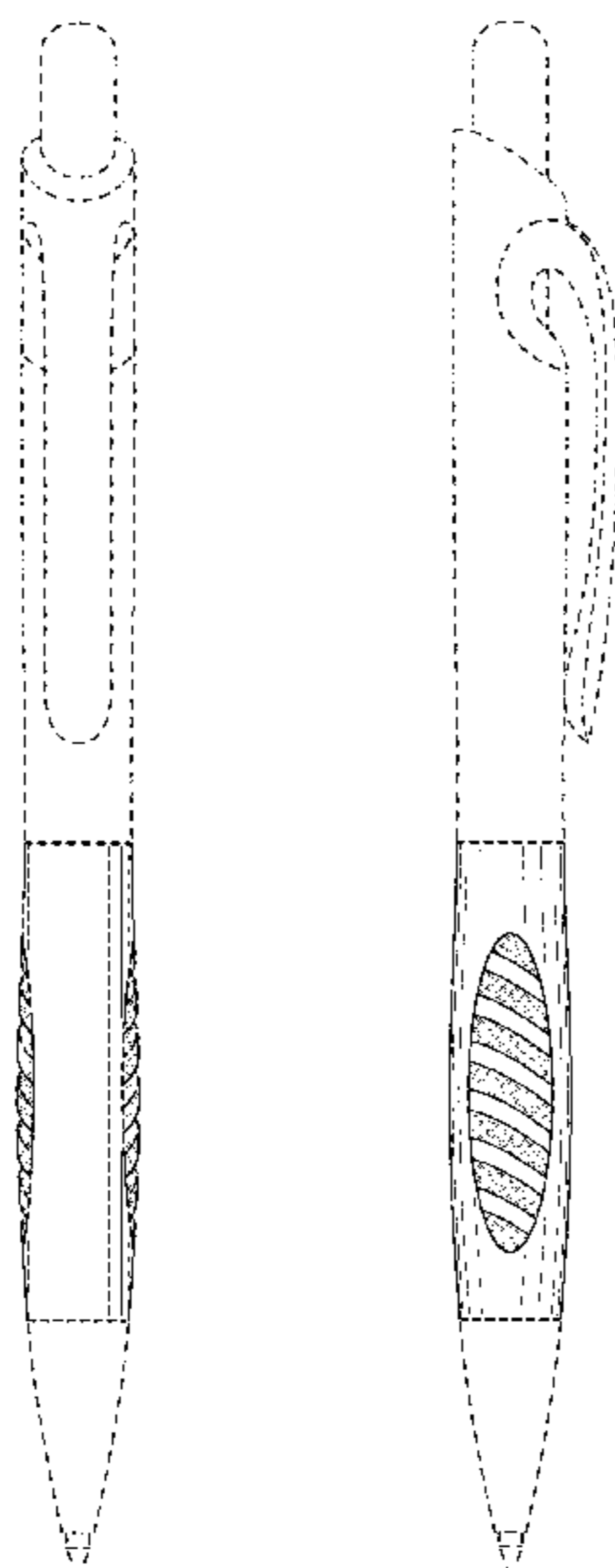
FIG. 5 is a left side view of FIG. 1;

FIG. 6 is an enlarged top view of FIG. 1; and,

FIG. 7 is an enlarged bottom view of FIG. 1.

The broken lines in the drawings of FIGS. 1-7 are included for the purpose of showing portions that form no part of the claimed design.

**1 Claim, 4 Drawing Sheets**



(56)

**References Cited**

U.S. PATENT DOCUMENTS

D679,323 S \* 4/2013 Jiang ..... D19/179  
D726,826 S \* 4/2015 Casciotti ..... D19/199

\* cited by examiner

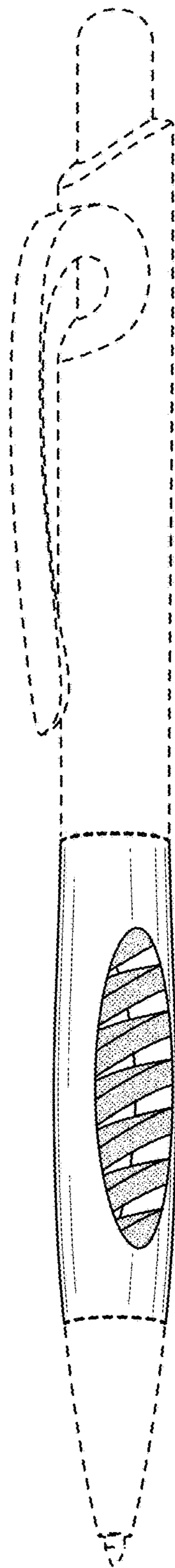


Fig. 1




Fig. 2




Fig. 3

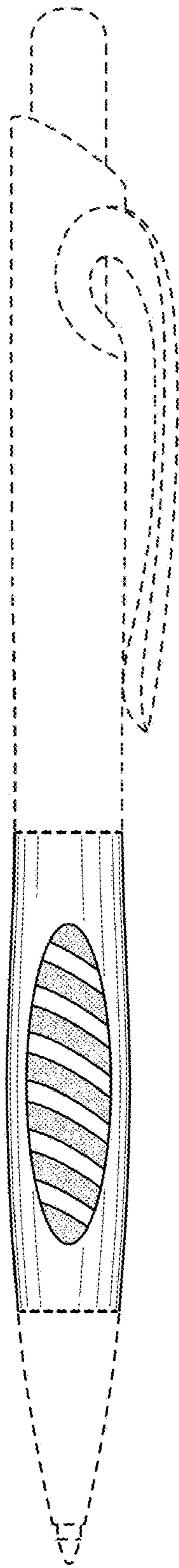


Fig. 4


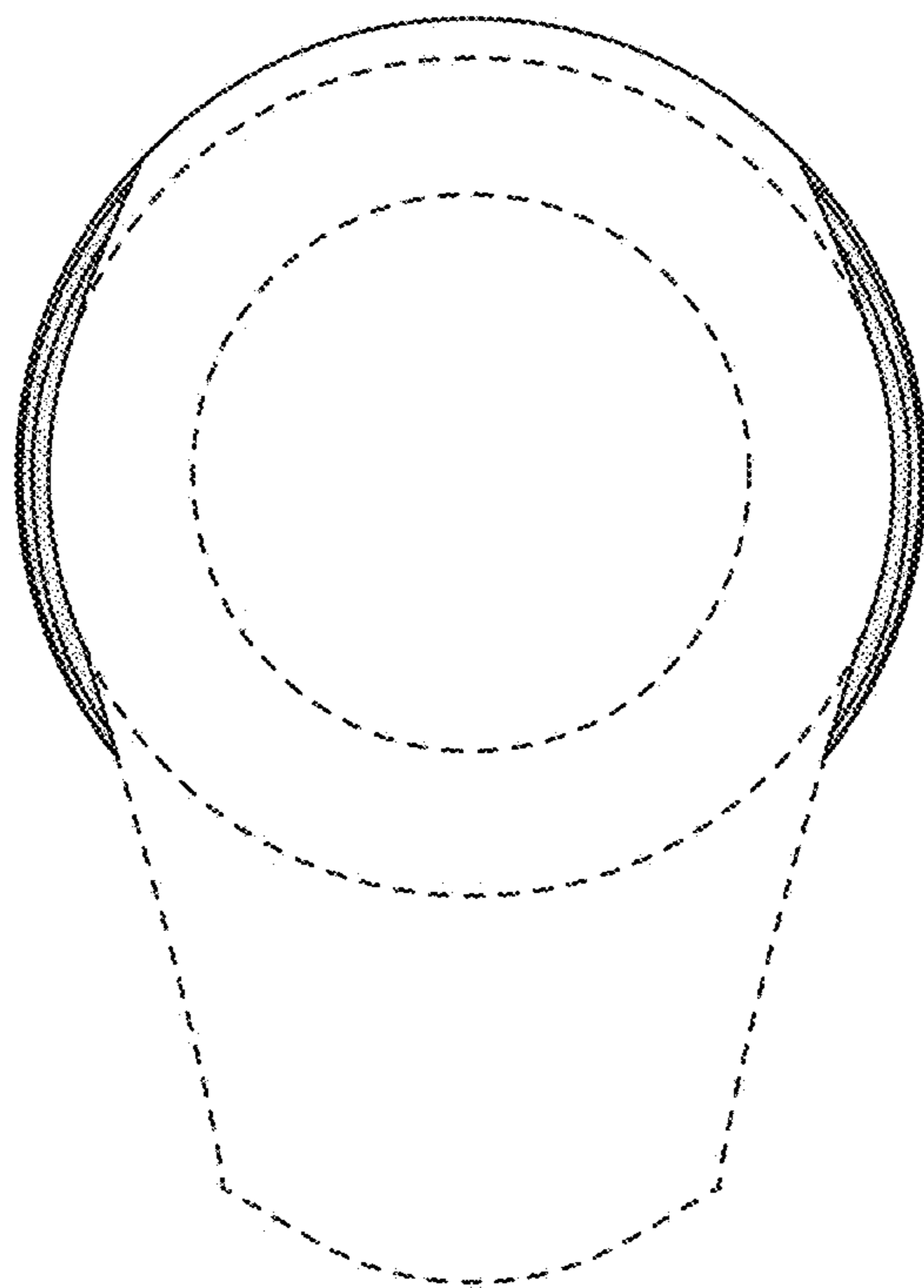
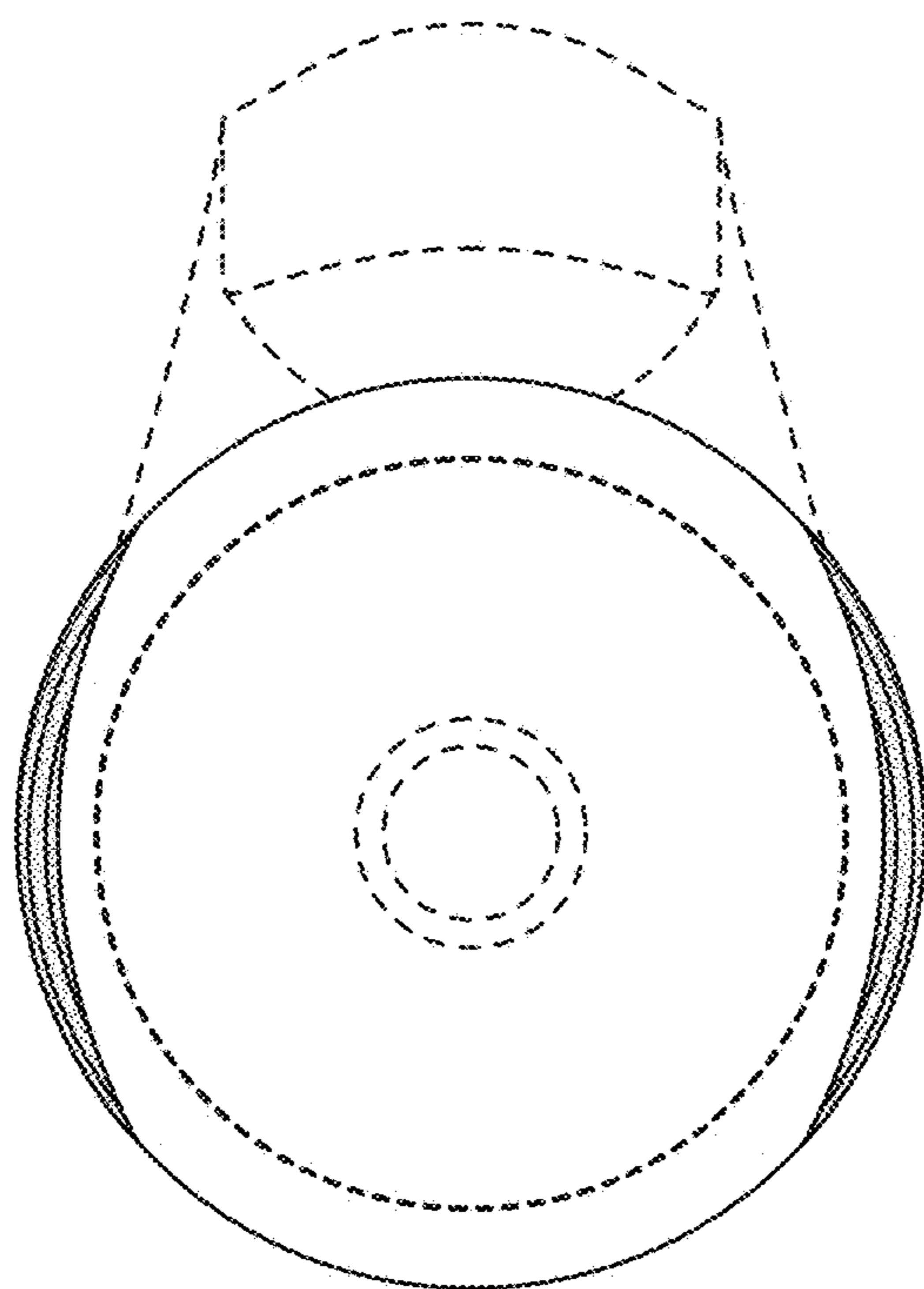


Fig. 5



**Fig. 6**



**Fig. 7**