



US00D827713S

(12) **United States Design Patent**
Casciotti et al.

(10) **Patent No.:** **US D827,713 S**

(45) **Date of Patent:** **** Sep. 4, 2018**

(54) **WRITING INSTRUMENT**

(71) Applicant: **Amsterdam Printing & Litho, Inc.**,
North Mankato, MN (US)

(72) Inventors: **David M. Casciotti**, Amsterdam, NY
(US); **Jing P. Mahler**, Glenville, NY
(US)

(73) Assignee: **Amsterdam Printing & Litho, Inc.**,
Mankato, MN (US)

(**) Term: **15 Years**

(21) Appl. No.: **29/584,906**

(22) Filed: **Nov. 18, 2016**

(51) **LOC (11) Cl.** **19-06**

(52) **U.S. Cl.**
USPC **D19/199**; D19/918

(58) **Field of Classification Search**
USPC D14/411; D19/115-204; D28/7, 76, 88
CPC ... B43K 7/12; B43K 8/04; B43K 8/06; B43K
19/00; B43K 19/02; B43K 19/14; B43K
21/006; B43K 21/06; B43K 23/06; B43K
24/08
See application file for complete search history.

(56) **References Cited**

U.S. PATENT DOCUMENTS

D426,572 S *	6/2000	Salemme	D19/168
D465,238 S *	11/2002	Qiu	D19/172
D469,469 S *	1/2003	Schminke	D19/67
D480,423 S *	10/2003	Kung	D19/172
D494,219 S *	8/2004	Arita	D19/174

D534,586 S *	1/2007	Togawa	D19/172
D553,191 S *	10/2007	Qiu	D19/168
D562,891 S *	2/2008	Qiu	D19/172
D564,027 S *	3/2008	Achzet	D19/199
D570,414 S *	6/2008	Qiu	D19/168
D641,788 S *	7/2011	Rolion	D19/171
D651,244 S *	12/2011	Yuan	D19/172
D651,245 S *	12/2011	Yuan	D19/172
D659,759 S *	5/2012	Zhang	D19/169
D726,825 S *	4/2015	Casciotti	D19/171
D762,775 S *	8/2016	Zhang	D19/172
D771,749 S *	11/2016	Boisdevesys	D19/171

* cited by examiner

Primary Examiner — Elizabeth A. Albert

(74) *Attorney, Agent, or Firm* — Dicke, Billig & Czaja,
PLLC

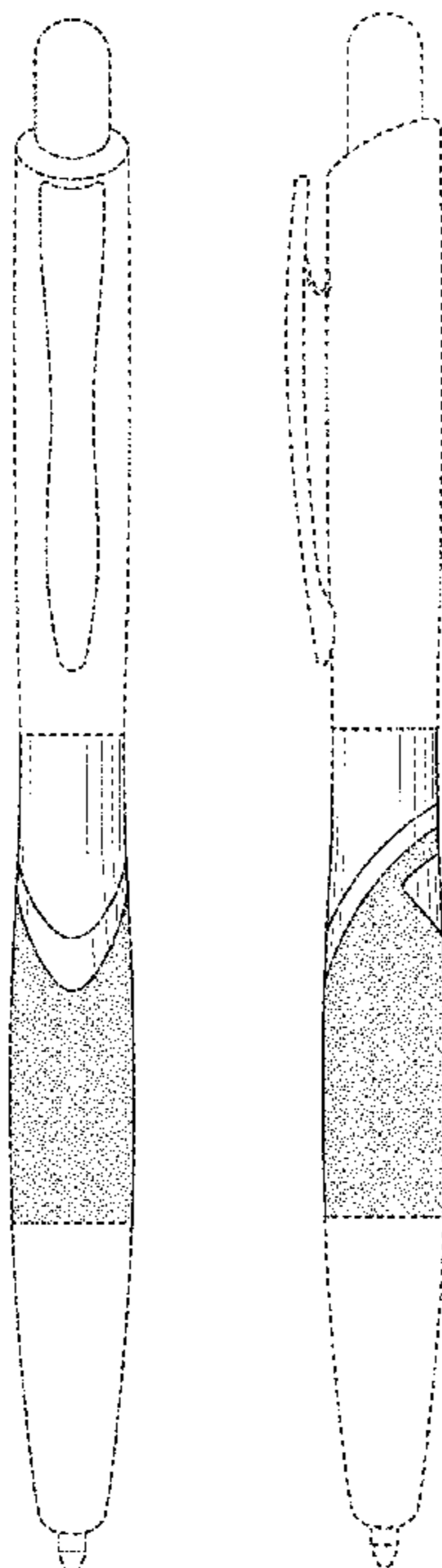
(57) **CLAIM**

We claim the ornamental design for a writing instrument, as shown and described.

DESCRIPTION

FIG. 1 is a perspective view of a writing instrument showing our new design;
FIG. 2 is a front view of FIG. 1;
FIG. 3 is a back view of FIG. 1;
FIG. 4 is a left side view of FIG. 1, the right side view being a mirror image of the left side view;
FIG. 5 is an enlarged top view of FIG. 1; and,
FIG. 6 is an enlarged bottom view of FIG. 1.
The broken lines in the drawings of FIGS. 1-6 are included for the purpose of showing portions that form no part of the claimed design.

1 Claim, 4 Drawing Sheets



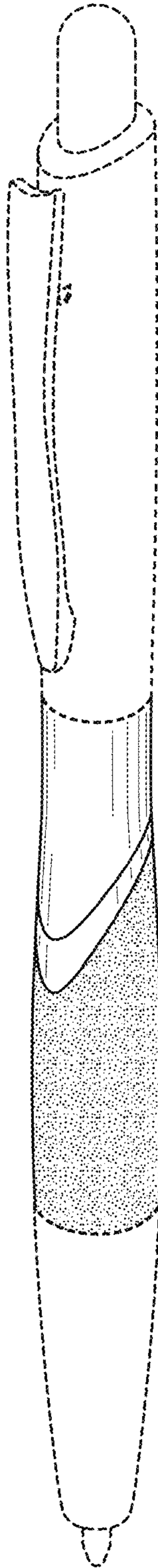


Fig. 1




Fig. 2

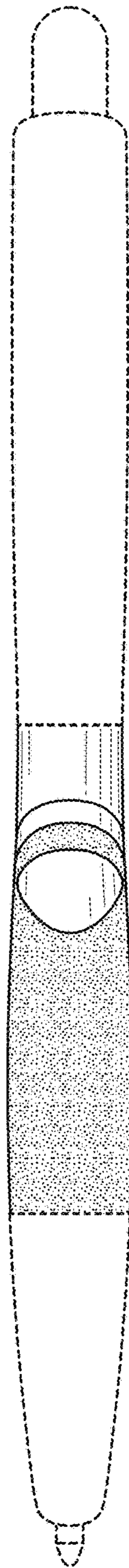


Fig. 3

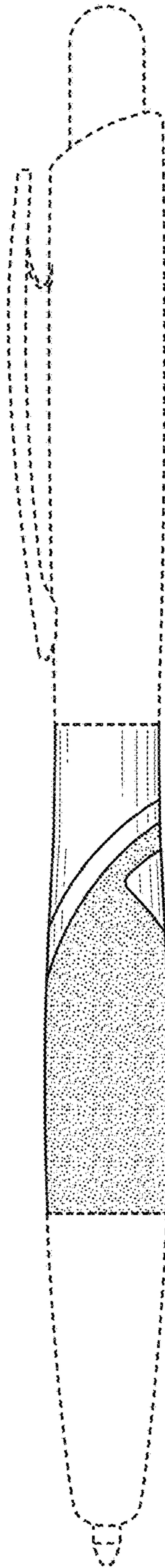


Fig. 4

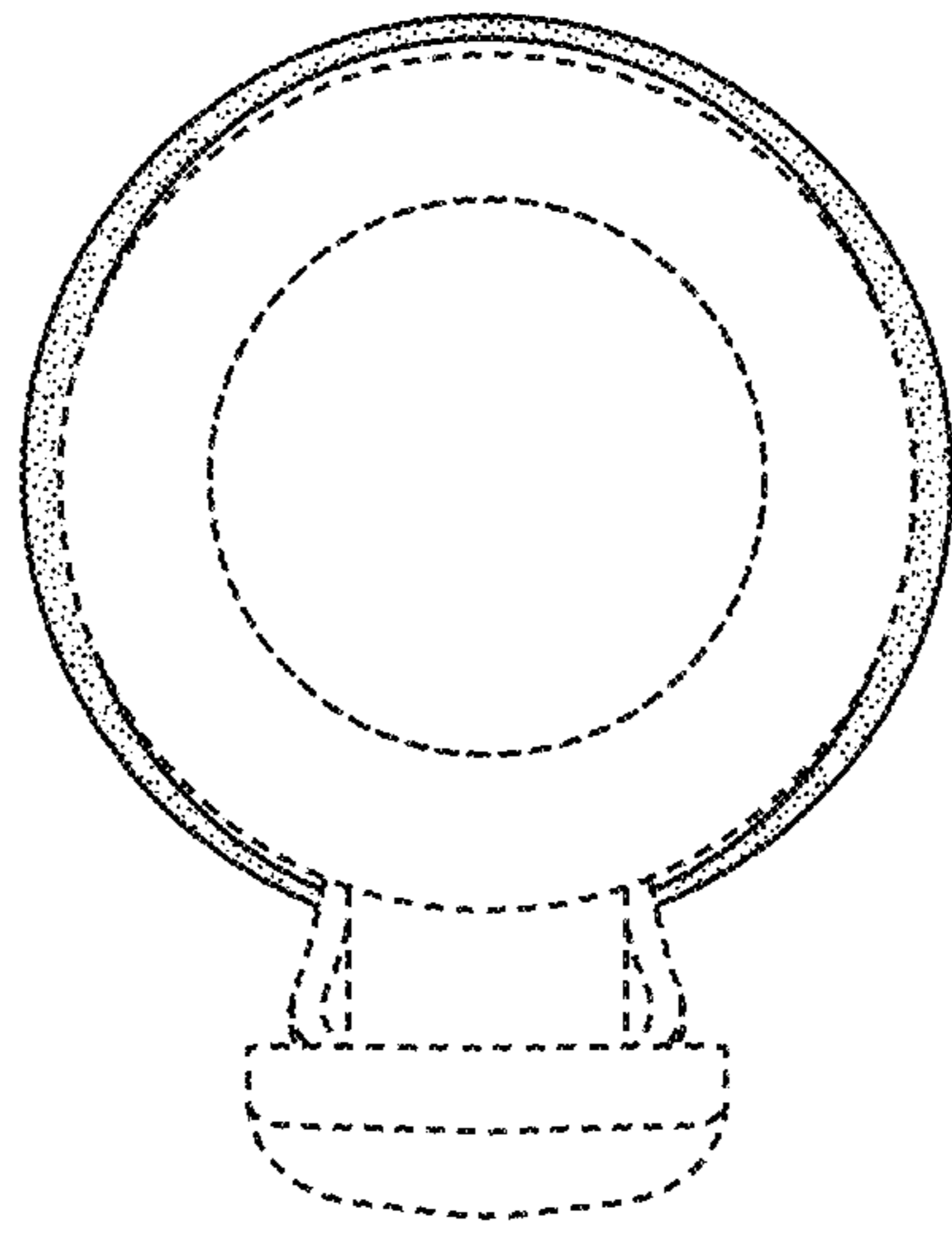


Fig. 5

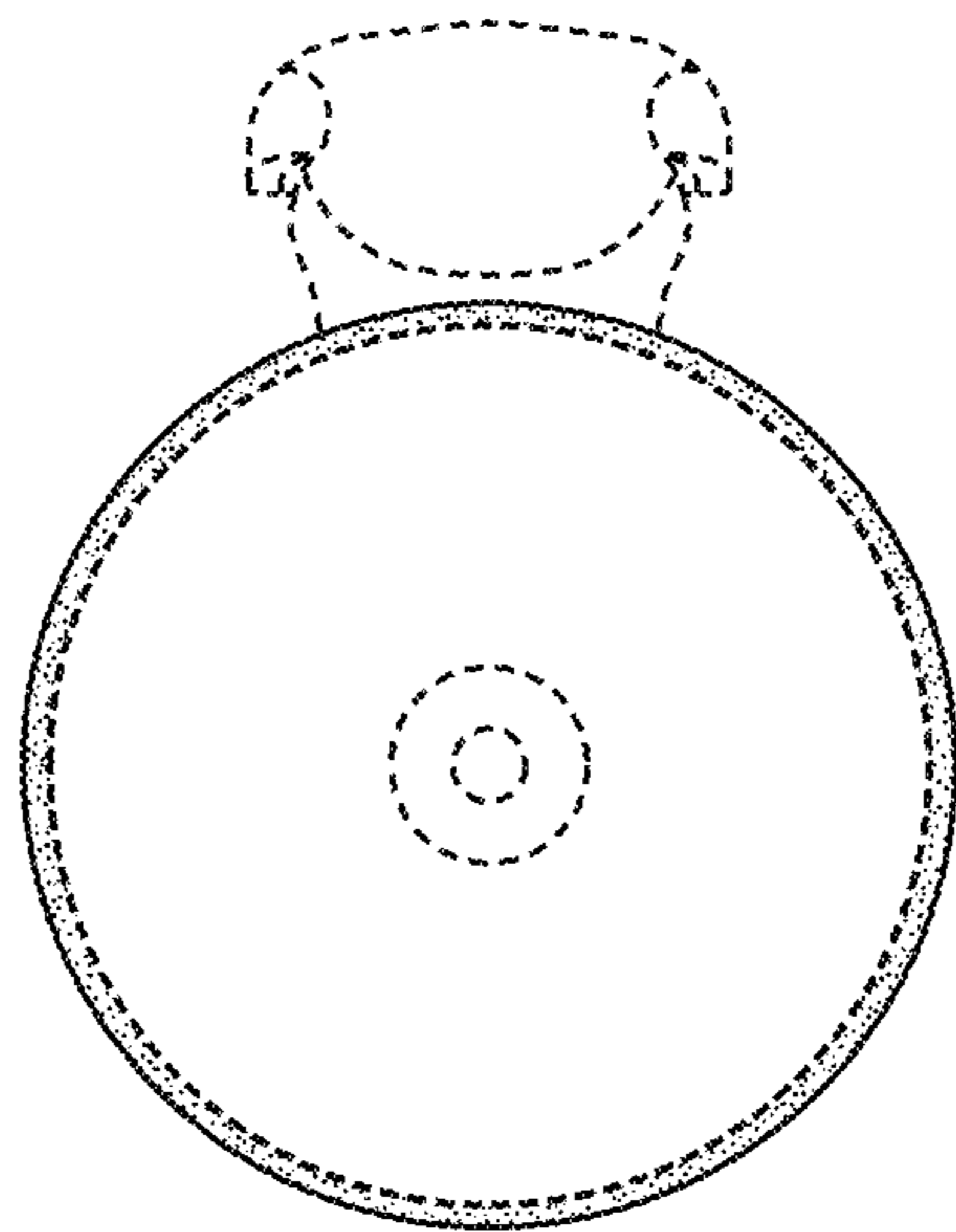


Fig. 6