

US00D827684S

(12) **United States Design Patent**
Wilson et al.

(10) **Patent No.:** **US D827,684 S**
(45) **Date of Patent:** **** Sep. 4, 2018**

(54) **MULTIPLE SPINNER CAROUSEL FOR DRESSING A GRINDING WHEEL**

(71) Applicant: **1339513 Ontario Ltd.**, Harrow (CA)

(72) Inventors: **Murray David Wilson**, Harrow (CA);
Steven David Wilson, Harrow (CA);
Omer Leon Hageniers, Windsor (CA)

(73) Assignee: **1339513 ONTARIO LTD.**, Harrow (CA)

(**) Term: **15 Years**

(21) Appl. No.: **29/557,907**

(22) Filed: **Mar. 14, 2016**

Related U.S. Application Data

(60) Continuation of application No. 29/486,521, filed on Mar. 31, 2014, now Pat. No. Des. 751,614, which is a division of application No. 29/453,378, filed on Apr. 29, 2013, now Pat. No. Des. 701,890, which is a continuation of application No. 29/428,491, filed on Jul. 31, 2012, now Pat. No. Des. 681,077, which is a continuation of application No. 29/388,322, filed on Mar. 28, 2011, now Pat. No. Des. 665,830.

(51) **LOC (11) Cl.** **15-09**

(52) **U.S. Cl.**
USPC **D15/126**

(58) **Field of Classification Search**
USPC D15/126, 138; 451/5, 7, 178, 541
CPC A63C 1/30; A63C 1/32; A63C 3/10; B24B 3/003; B24B 53/12; B24D 5/08; B24D 18/0072

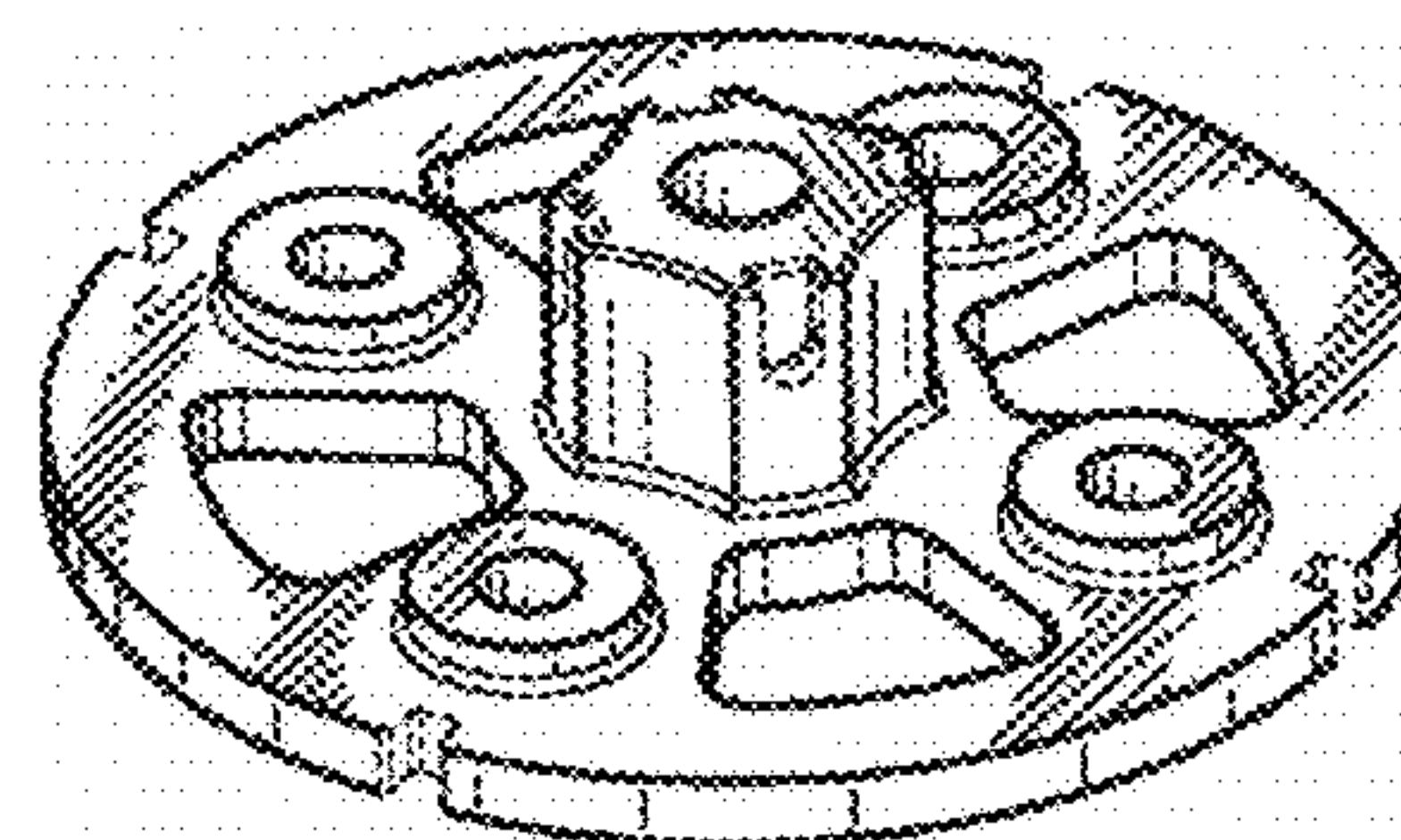
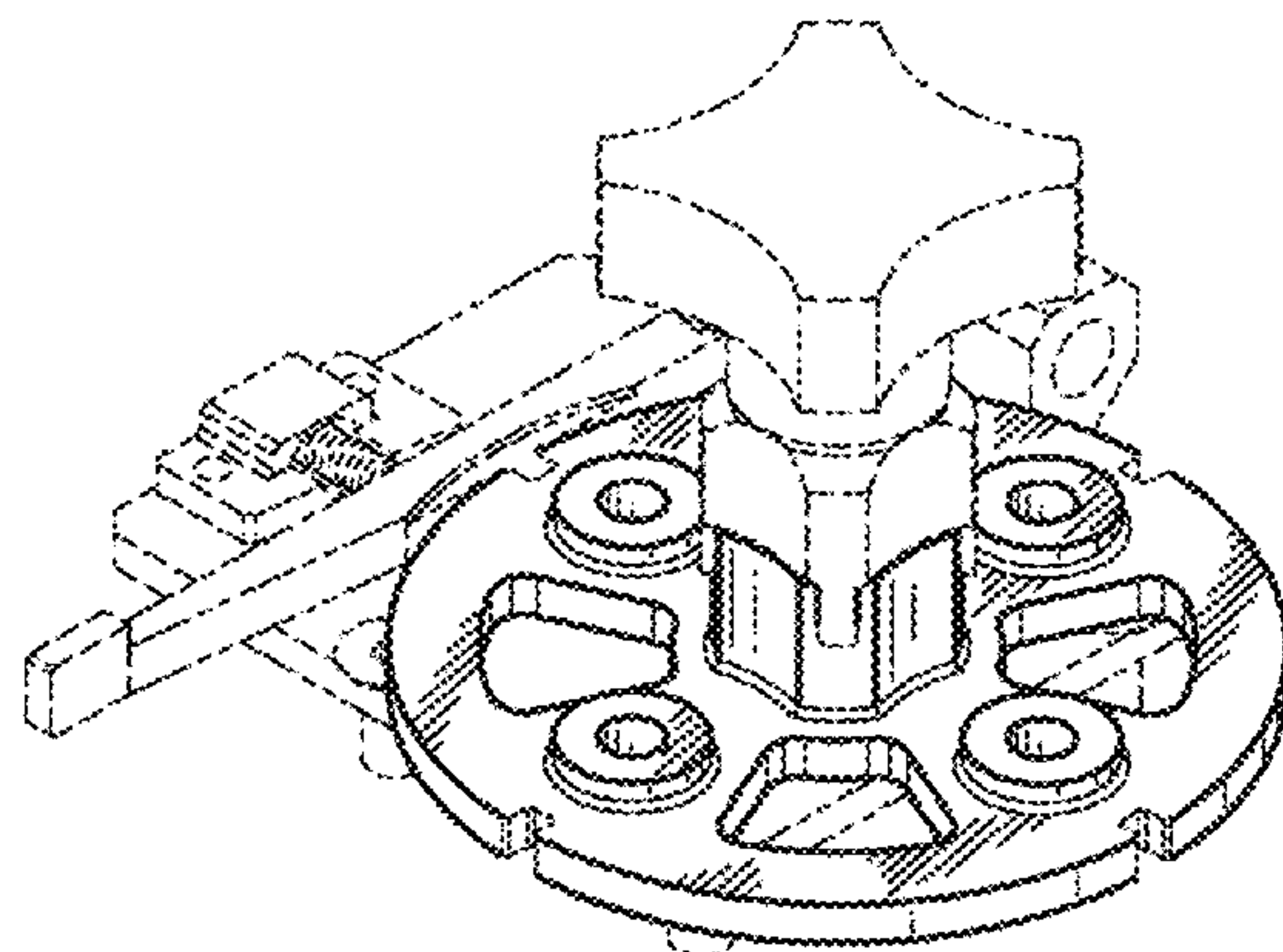
See application file for complete search history.

(56) **References Cited**

U.S. PATENT DOCUMENTS

60,431 A 12/1866 Scott et al.
83,339 A 10/1868 Thurston
750,696 A 1/1904 Price
1,100,976 A 6/1914 Hille

1,181,831 A 5/1916 Browne
1,786,553 A 12/1930 Thorngren
1,826,958 A 10/1931 John
2,055,665 A 9/1936 Moon
2,150,964 A 3/1939 Hugo
2,181,923 A 12/1939 Smolarek
2,229,374 A 1/1941 Devau
2,486,850 A 11/1949 Ives
2,904,342 A 9/1959 Jones et al.
3,271,906 A 9/1966 Esopi
3,517,659 A 6/1970 Kane et al.
3,735,533 A 5/1973 Salberg
3,827,185 A 8/1974 Smith
4,055,026 A 10/1977 Zwicker
4,094,101 A 6/1978 Robinson
4,114,913 A 9/1978 Newell et al.
4,235,050 A 11/1980 Hannaford et al.
4,271,635 A 6/1981 Szalay
4,294,043 A 10/1981 Sakcriska
D264,984 S 6/1982 Olivieri
4,392,658 A 7/1983 Redmond et al.
4,411,250 A 10/1983 Lach
4,534,134 A 8/1985 Consay et al.
4,535,571 A 8/1985 Smith
4,615,144 A 10/1986 Peacock et al.
4,722,152 A 2/1988 Ek et al.
4,756,125 A 7/1988 Kadnar
4,805,586 A 2/1989 Borse
4,907,813 A 3/1990 Hall
5,009,039 A 4/1991 Lager et al.
5,248,156 A 9/1993 Cann et al.
5,287,657 A 2/1994 Tschida et al.
5,332,242 A 7/1994 Cann et al.
5,348,079 A 9/1994 Tanaka
5,354,078 A 10/1994 Bellelsle
5,431,597 A 7/1995 Anderson
5,441,100 A 8/1995 Ueda et al.
5,445,050 A 8/1995 Owens
5,499,556 A 3/1996 Exner et al.
5,547,416 A 8/1996 Timms
D373,399 S 9/1996 Both
D373,807 S 9/1996 Swande
5,570,893 A 11/1996 Swande
5,591,069 A 1/1997 Wurthman
5,641,169 A 6/1997 Bekessy
5,704,829 A 1/1998 Long
5,725,419 A * 3/1998 Osthoff B23Q 3/005
451/182
5,769,434 A 6/1998 Wurthner
D396,515 S 7/1998 Venier et al.
5,826,890 A 10/1998 Swande
5,975,197 A 11/1999 Kado
6,030,283 A 2/2000 Anderson



6,109,622	A	8/2000	Reynolds	
6,113,474	A *	9/2000	Shih	B24B 5/18 451/14
6,116,989	A *	9/2000	Balastik	B24B 53/04 125/11.01
6,203,028	B1	3/2001	Kress	
6,234,532	B1	5/2001	Kollen	
6,286,498	B1	9/2001	Sung	
6,308,700	B1 *	10/2001	Lierse	B24B 53/12 125/2
6,318,738	B1	11/2001	Abkowitz et al.	
6,368,198	B1	4/2002	Sung et al.	
6,422,934	B1	7/2002	Blach et al.	
6,443,819	B2 *	9/2002	Sakcriska	B24B 3/003 451/231
6,467,778	B1	10/2002	Goldsmith et al.	
6,481,113	B1	11/2002	Brenner et al.	
6,619,674	B2	9/2003	Baldwin	
6,620,523	B2	9/2003	Abkowitz et al.	
6,695,322	B2	2/2004	Goldsmith et al.	
D500,112	S	12/2004	Brumpton	
6,830,251	B2	12/2004	Titzmann	
6,953,390	B2	10/2005	Sakurai et al.	
D514,643	S	2/2006	Henderson	
7,073,810	B2	7/2006	Wilson	
7,234,709	B2	6/2007	Lambert	
D555,180	S	11/2007	Amamoto et al.	
7,380,801	B2	6/2008	Rudolph	
7,387,302	B2	6/2008	Goldsmith et al.	
7,559,828	B2 *	7/2009	Liao	B24B 27/0076 451/178
D603,432	S	11/2009	Wilson et al.	
7,648,146	B2	1/2010	Tatomir	
7,673,884	B2	3/2010	Wuerthner	
D626,978	S	11/2010	Huh	
D631,120	S	1/2011	Salmon	
7,866,675	B2	1/2011	Hauser	
D637,676	S	5/2011	Wilson et al.	
7,934,978	B2	5/2011	Wilson et al.	
8,056,907	B2	11/2011	Wilson et al.	
D665,830	S *	8/2012	Wilson	D15/126
8,277,284	B2	10/2012	Wilson et al.	
D681,077	S *	4/2013	Wilson	D15/126
D688,343	S	8/2013	Wilson et al.	
8,574,030	B2	11/2013	Wilson et al.	
D701,890	S *	4/2014	Wilson	D15/126
9,259,637	B2 *	2/2016	Wilson	A63C 1/32
D751,614	S *	3/2016	Wilson	D15/126
2001/0052678	A1	12/2001	Titzmann	
2002/0014041	A1	2/2002	Baldoni et al.	
2003/0106270	A1	6/2003	Baldoni et al.	
2003/0234499	A1	12/2003	Rudolph	
2004/0157537	A1	8/2004	Tatum et al.	
2005/0276979	A1	12/2005	Slutz et al.	
2006/0040584	A1	2/2006	Ray et al.	
2006/0183411	A1	8/2006	Moon	
2007/0001426	A1	1/2007	Wade	
2008/0051013	A1	2/2008	Burgess	
2009/0206563	A1	8/2009	Ferras	
2009/0273149	A1	11/2009	Wilson et al.	
2010/0194062	A1	8/2010	Hauser	
2010/0201088	A1	8/2010	Newman et al.	

FOREIGN PATENT DOCUMENTS

CA	1179696	A	12/1984
CA	2173001		7/1998
CA	2373449	A1	11/2000
WO	0067949		11/2000

OTHER PUBLICATIONS

CA Office Action dated Dec. 13, 2011 for Canadian Application No. 2,630,749, filed May 6, 2008, entitled "Ice Skate Blade Sharpening Machine" to Hageniers et al., 3 pages.
 CA Office Action dated Jun. 13, 2011 for Canadian Application No. 2,663,095, filed Apr. 16, 2009, entitled "Ice Skate Blades" to Wilson et al., 2 pages.

CA Office Action dated Jun. 8, 2011 for Canadian Application No. 2,630,749, filed May 6, 2008, entitled "Ice Skate Blade Sharpening Machine" to Hageniers et al., 3 pages.
 Office Action dated Feb. 15, 2012 for U.S. Appl. No. 13/073,497, entitled "Ice Skate Blades and Sharpening Machines" to Wilson et al., 19 pages.
 Office Action dated Mar. 25, 2011 for U.S. Appl. No. 12/402,838, filed Mar. 12, 2009, entitled "Ice Skate Blades" to Wilson et al., 15 pages.
 Office Action dated Mar. 5, 2013 for U.S. Appl. No. 13/600,348, filed Aug. 31, 2012, entitled "Method of Making an Ice Skate Blade" to Wilson et al., 9 pages.
 Office Action dated Nov. 26, 2010 for U.S. Appl. No. 12/402,838, filed Mar. 12, 2009, entitled "Ice Skate Blades" to Wilson et al., 20 pages.
 Office Action dated Nov. 9, 2010 for U.S. Appl. No. 12/114,191, filed May 2, 2008, entitled "Ice Skate Blade Sharpening Machine" to Wilson et al., 9 pages.
 Office Action dated Oct. 6, 2010 for U.S. Appl. No. 12/114,191, filed May 2, 2008, entitled "Ice Skate Blade Sharpening Machine" to Wilson et al., 20 pages.
 Printout purporting to be a portion of Abrasive Technology, Manufacturer of Diamond & CBN Tooling: Resin & Metal Bonded Product Line and including a copyright notice date of 2004 on the final page, 11 pages.
 Printout purporting to be a portion of Norton Stock Catalog 2005-2006 Diamond Tools and bearing no date, 16 pages.
 Printout purporting to be a webpage of Norton Abrasives from 2006 and bearing a date of Jul. 29, 2011, 1 page.
 Submission of Prior Art Under Provisions of Section 34 for Canadian Application No. 2,630,749 dated Jul. 29, 2011, 141 pages including 6 Exhibits.

* cited by examiner

Primary Examiner — Patricia A Palasik
 (74) Attorney, Agent, or Firm — RMCK Law Group, PLC

(57) CLAIM

The ornamental design for a multiple spinner carousel for dressing a grinding wheel, as shown and described.

DESCRIPTION

FIG. 1 is a perspective view of a multiple spinner carousel in accordance with the present teachings.
 FIG. 2 is an opposite view of FIG. 1.
 FIG. 3 is a top view of the multiple spinner carousel of FIG. 1.
 FIG. 4 is a bottom view of the multiple spinner carousel of FIG. 1.
 FIG. 5 is a front view of the multiple spinner carousel of FIG. 1.
 FIG. 6 is a rear view of the multiple spinner carousel of FIG. 1.
 FIG. 7 is a side view of the multiple spinner carousel of FIG. 1.
 FIG. 8 is an opposite view of FIG. 7.
 FIG. 9 is a perspective view of the multiple spinner carousel of FIG. 1 attached to a grinding machine adjacent a grinding wheel in accordance with the present teachings.
 FIG. 10 is a perspective view of the multiple spinner carousel of FIG. 1 without the broken line showing of environmental structure.
 FIG. 11 is an opposite view of FIG. 10.
 FIG. 12 is a top view of the multiple spinner carousel of FIG. 10.

FIG. 13 is a bottom view of the multiple spinner carousel of FIG. 10.

FIG. 14 is a front view of the multiple spinner carousel of FIG. 10.

FIG. 15 is a rear view of the multiple spinner carousel of FIG. 10.

The broken line showing of portions of a multiple spinner carousel for dressing a grinding wheel is included for the purpose of illustrating environmental structure and forms no part of the claimed design.

1 Claim, 8 Drawing Sheets

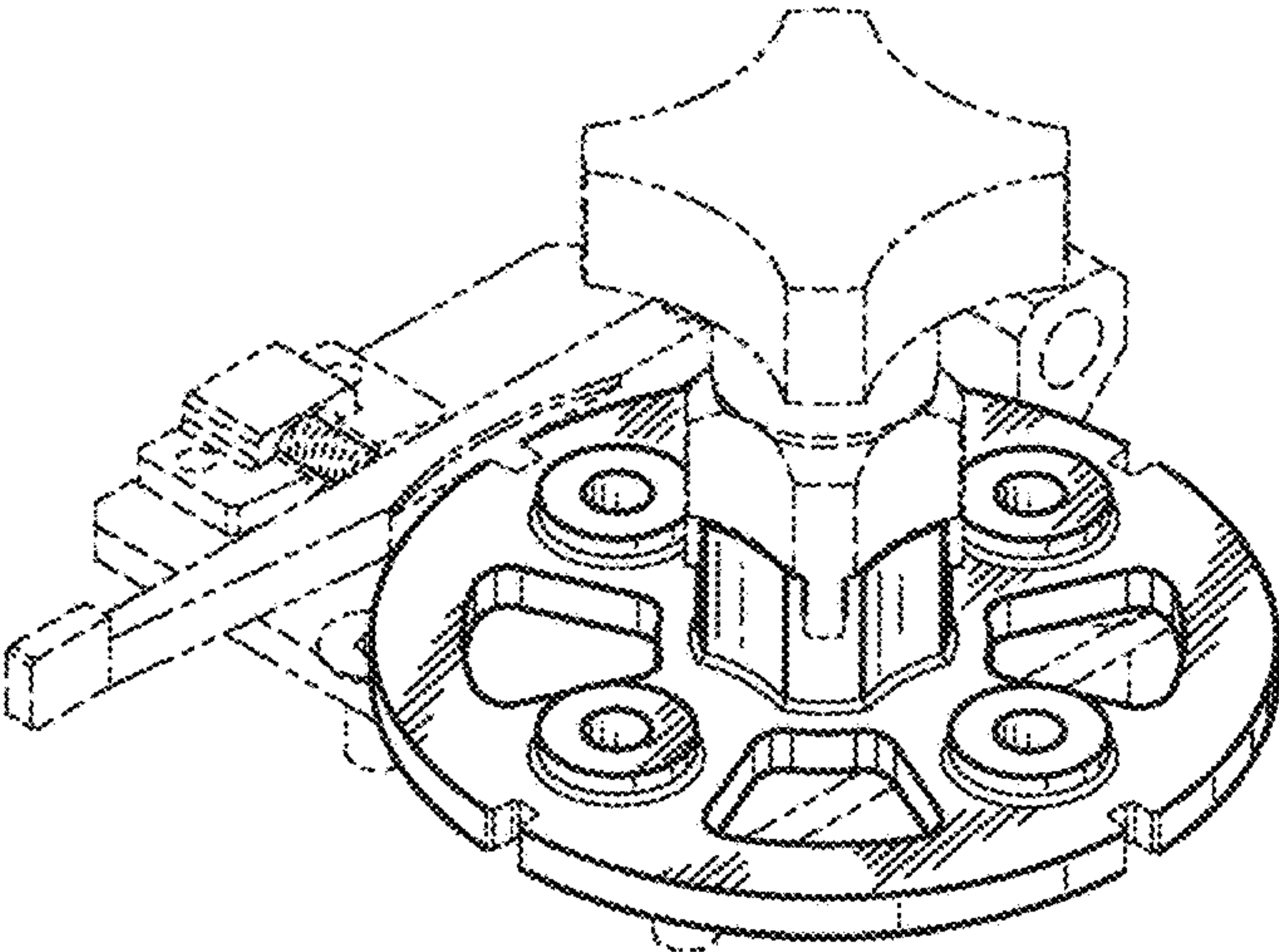


FIG. 1

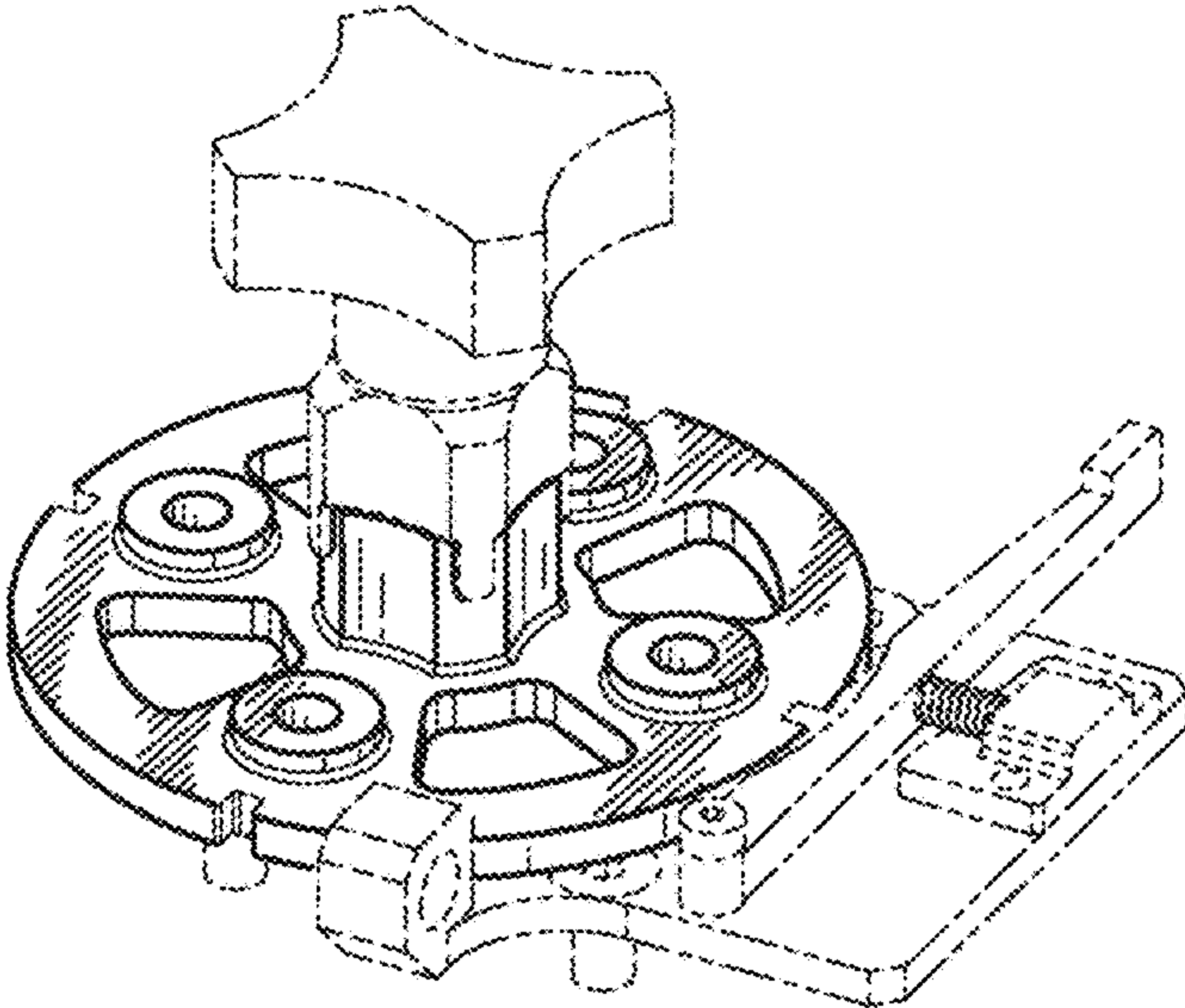


FIG. 2

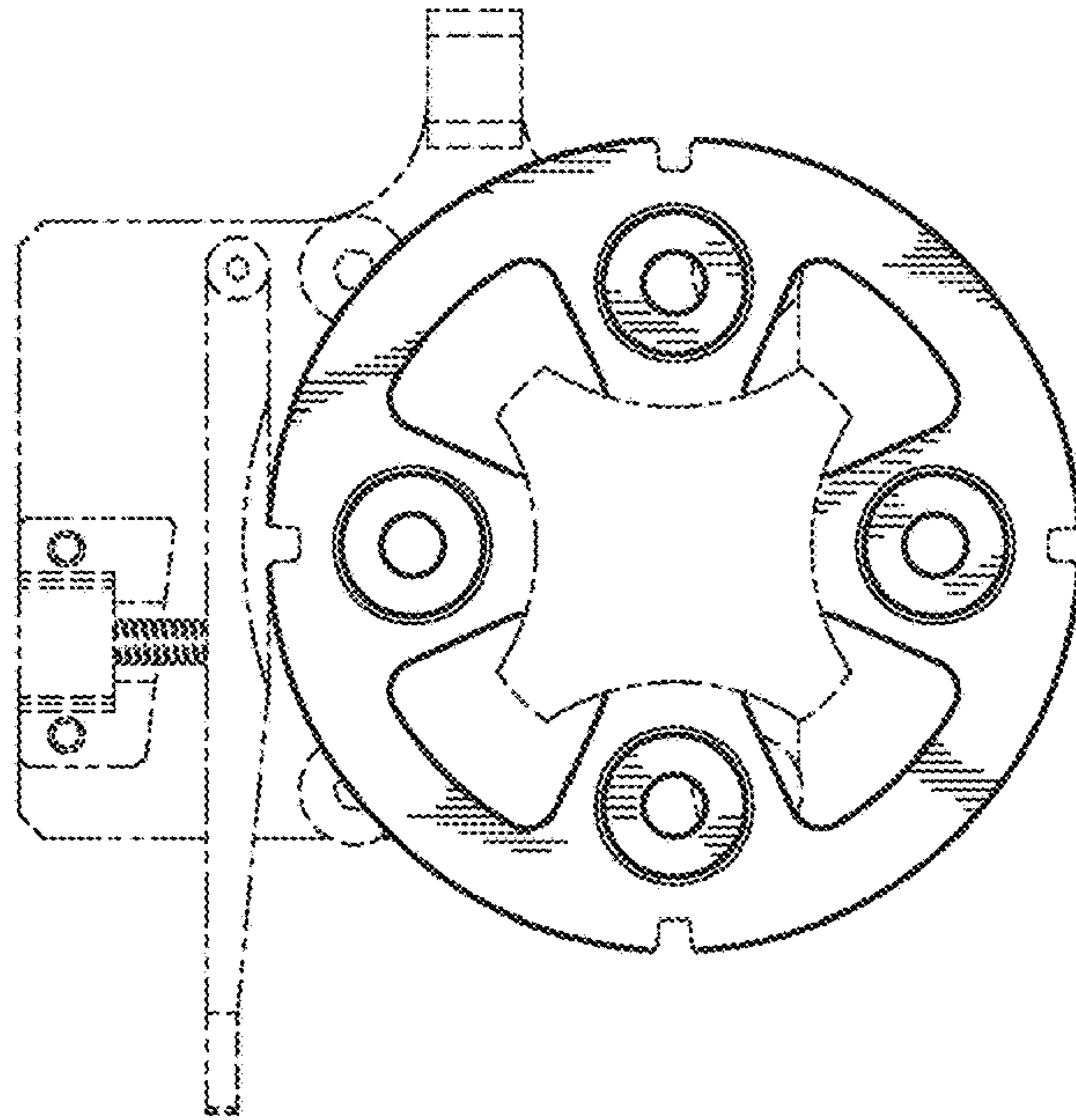


FIG. 3

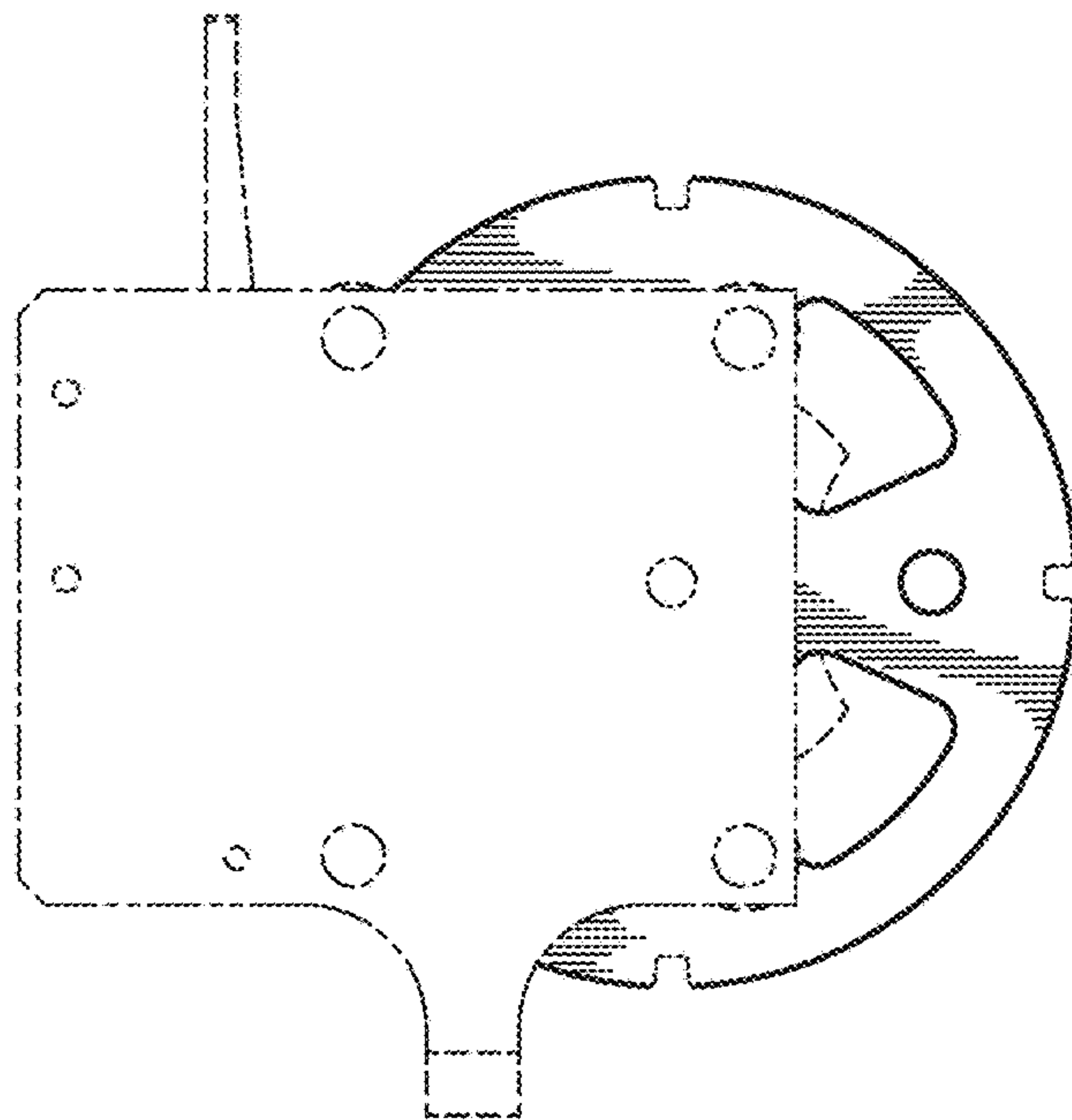


FIG. 4

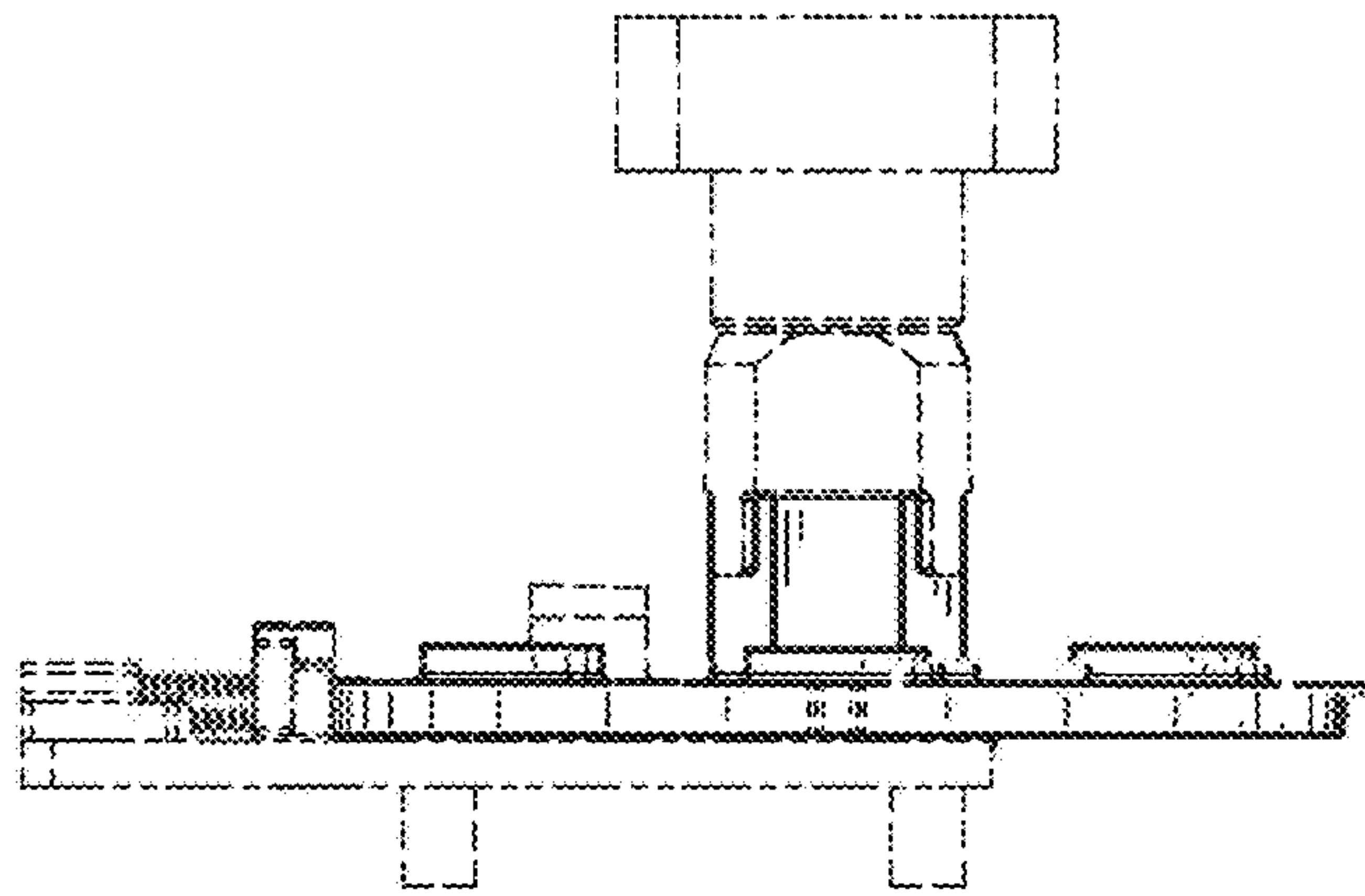


FIG. 5

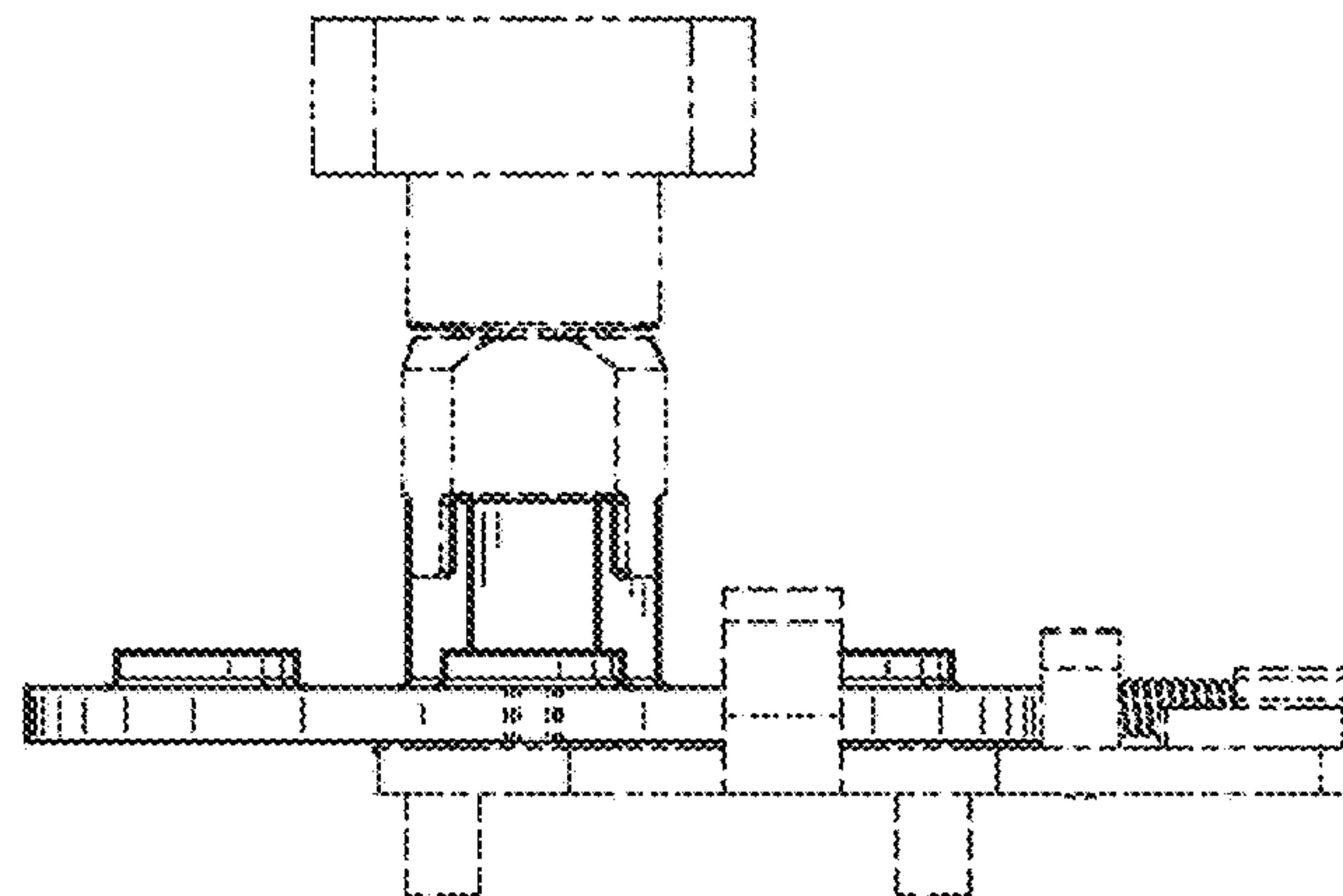


FIG. 6

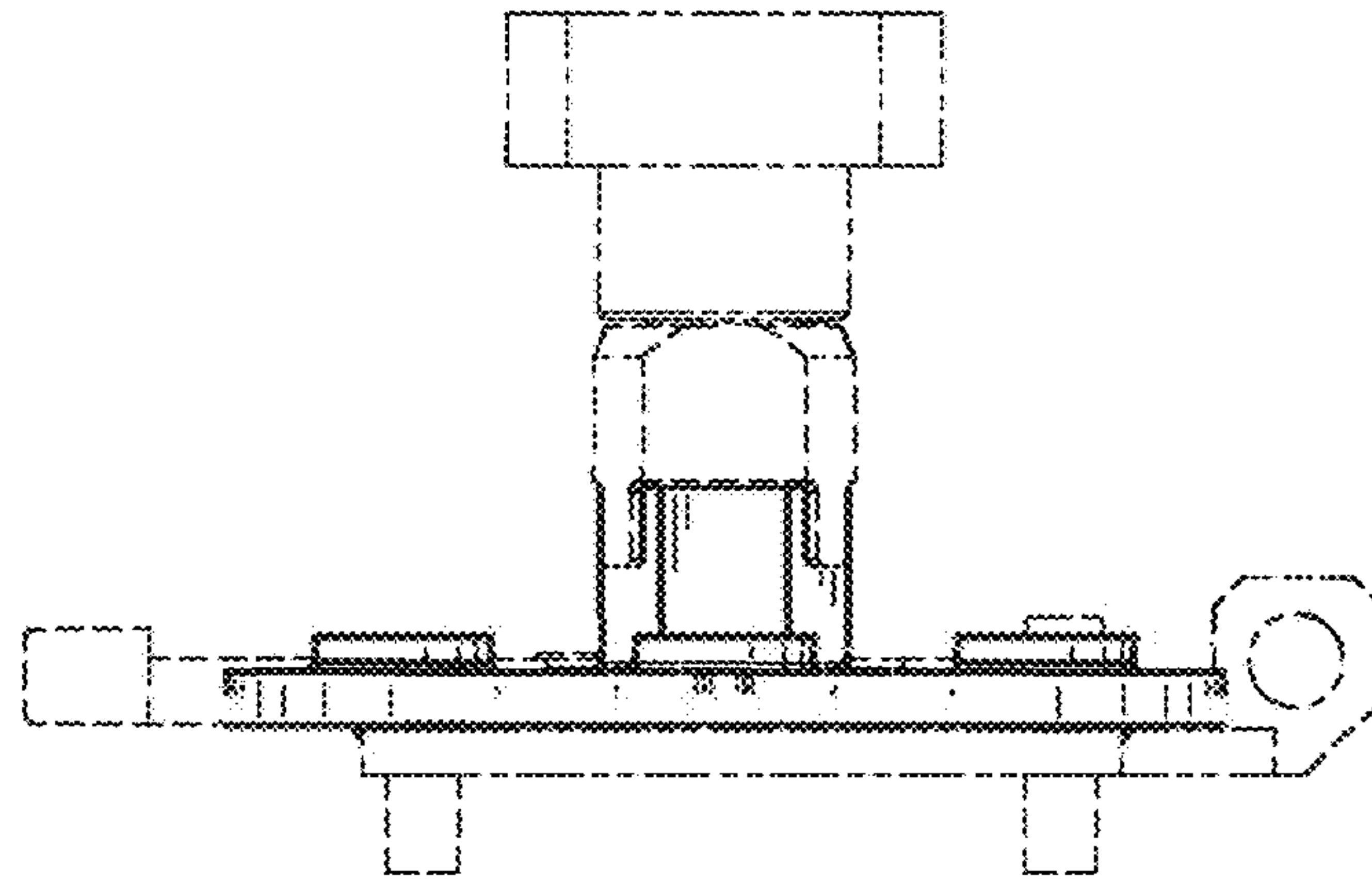


FIG. 7

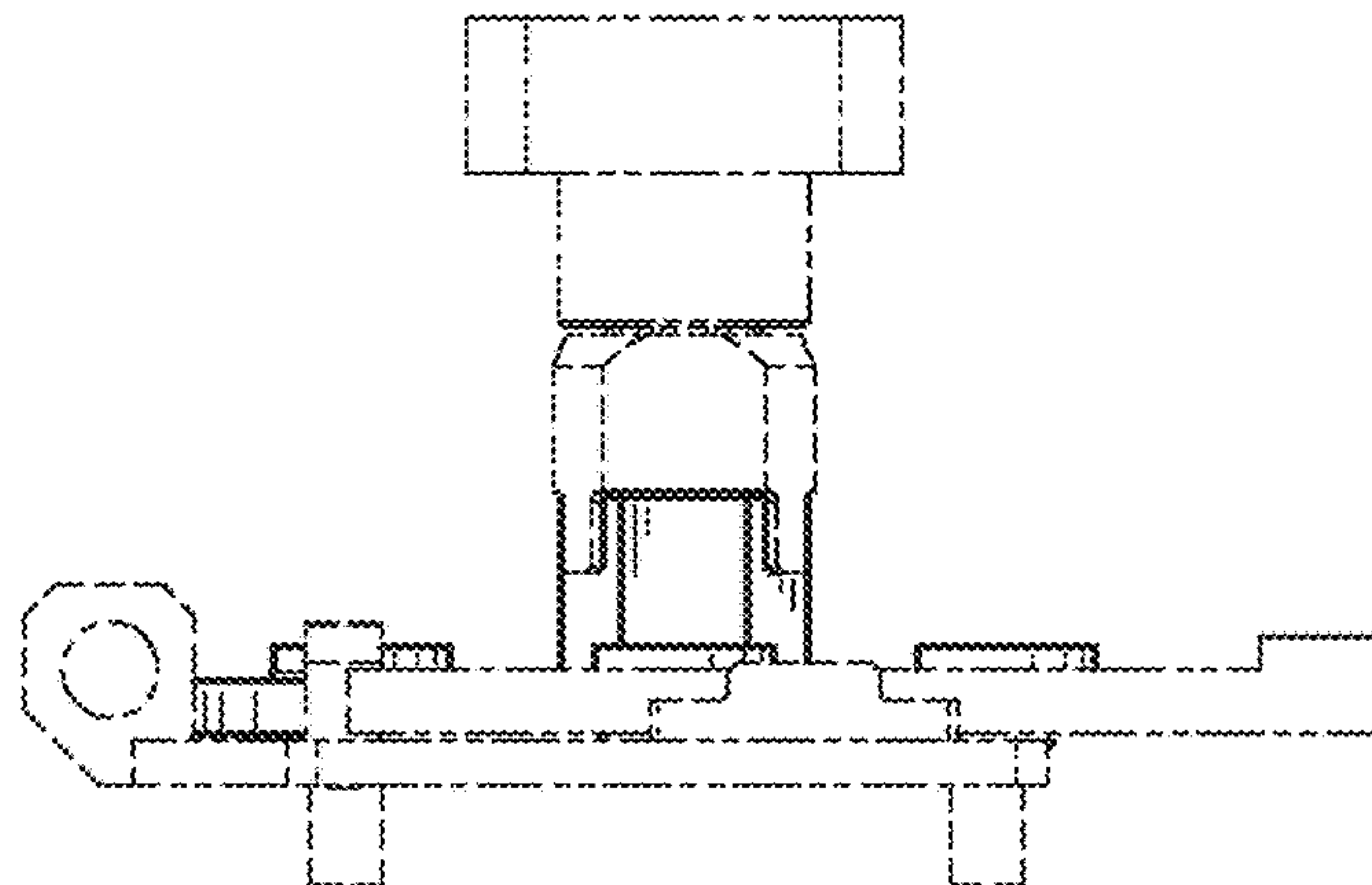


FIG. 8

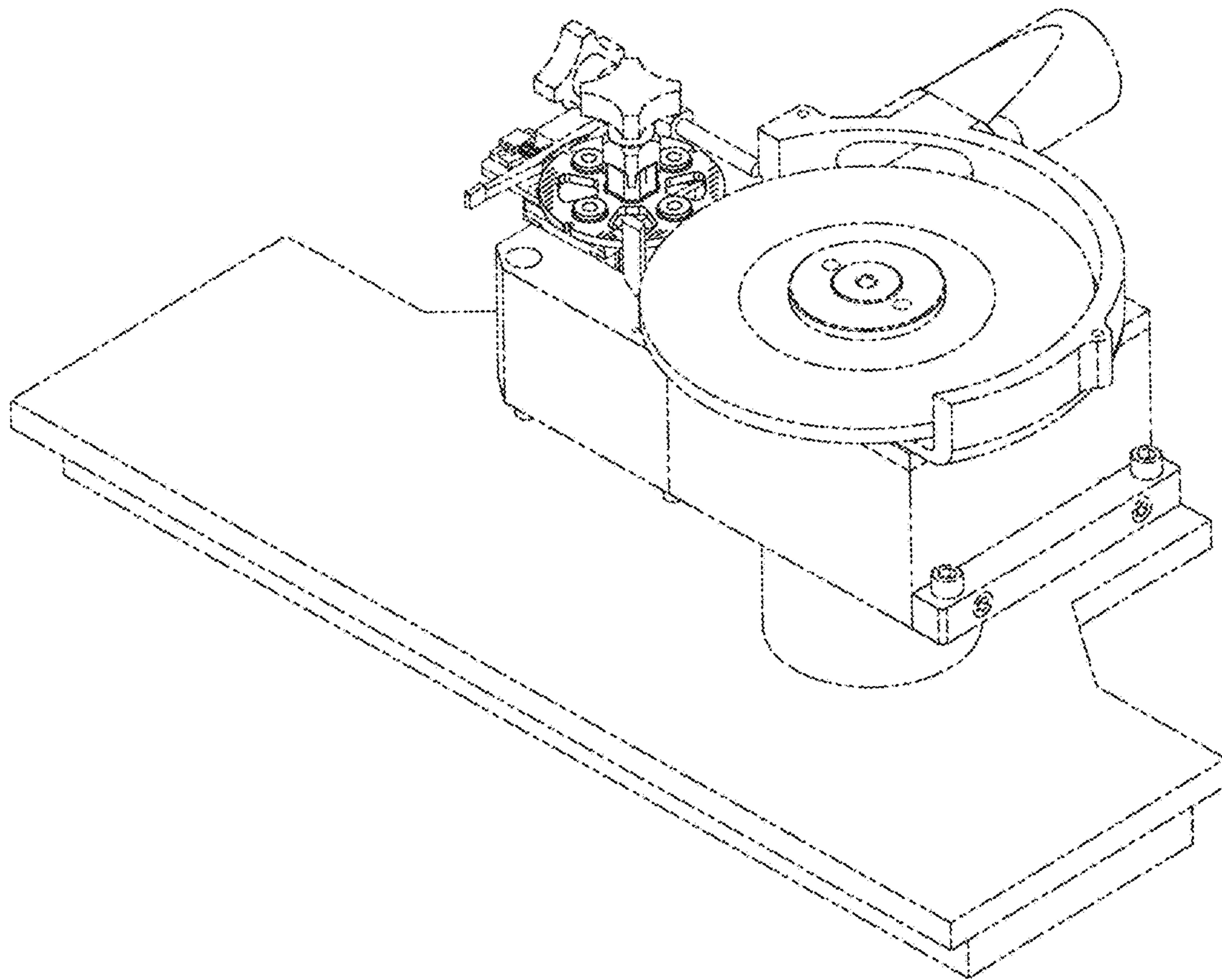


FIG. 9

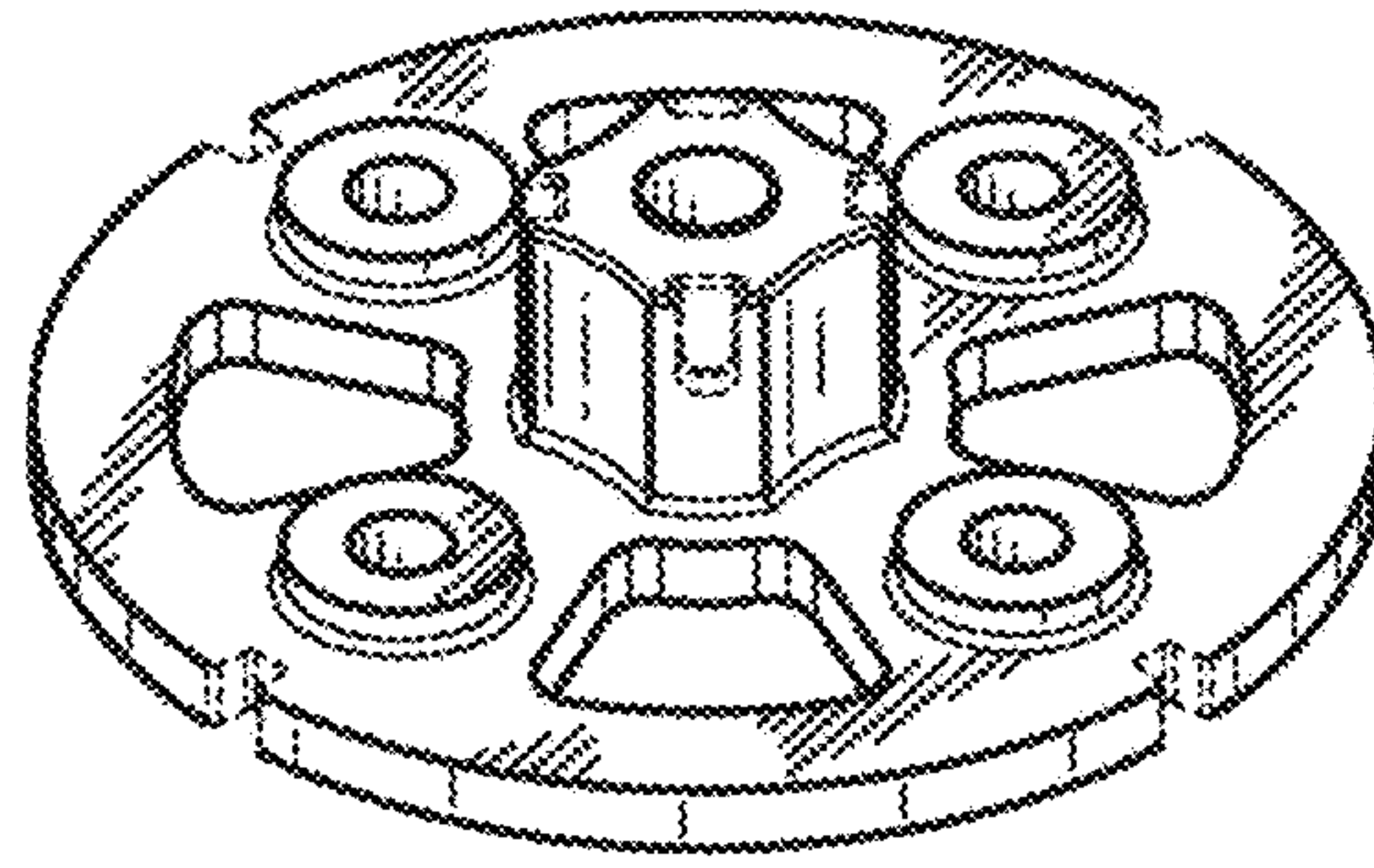


FIG. 10

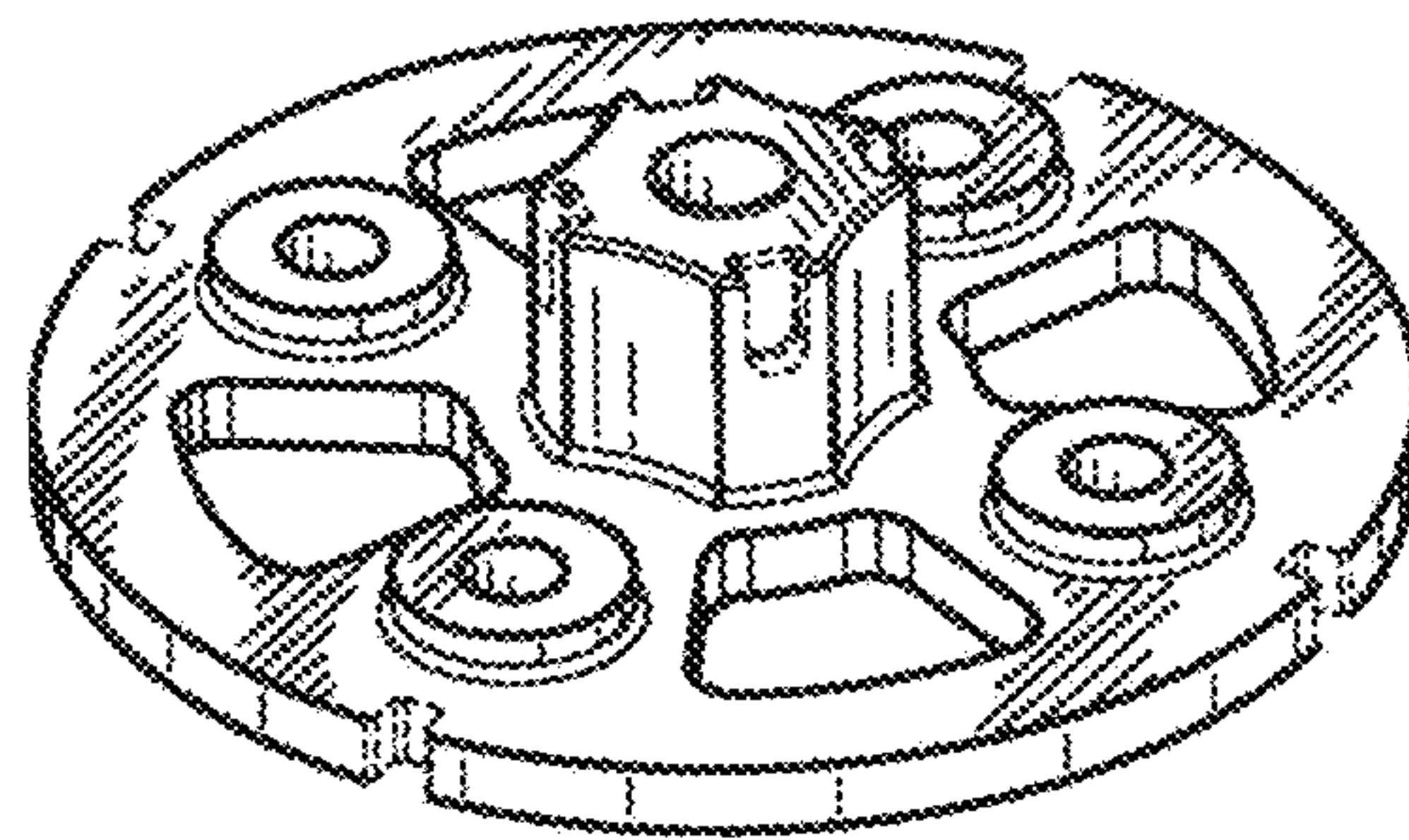


FIG. 11

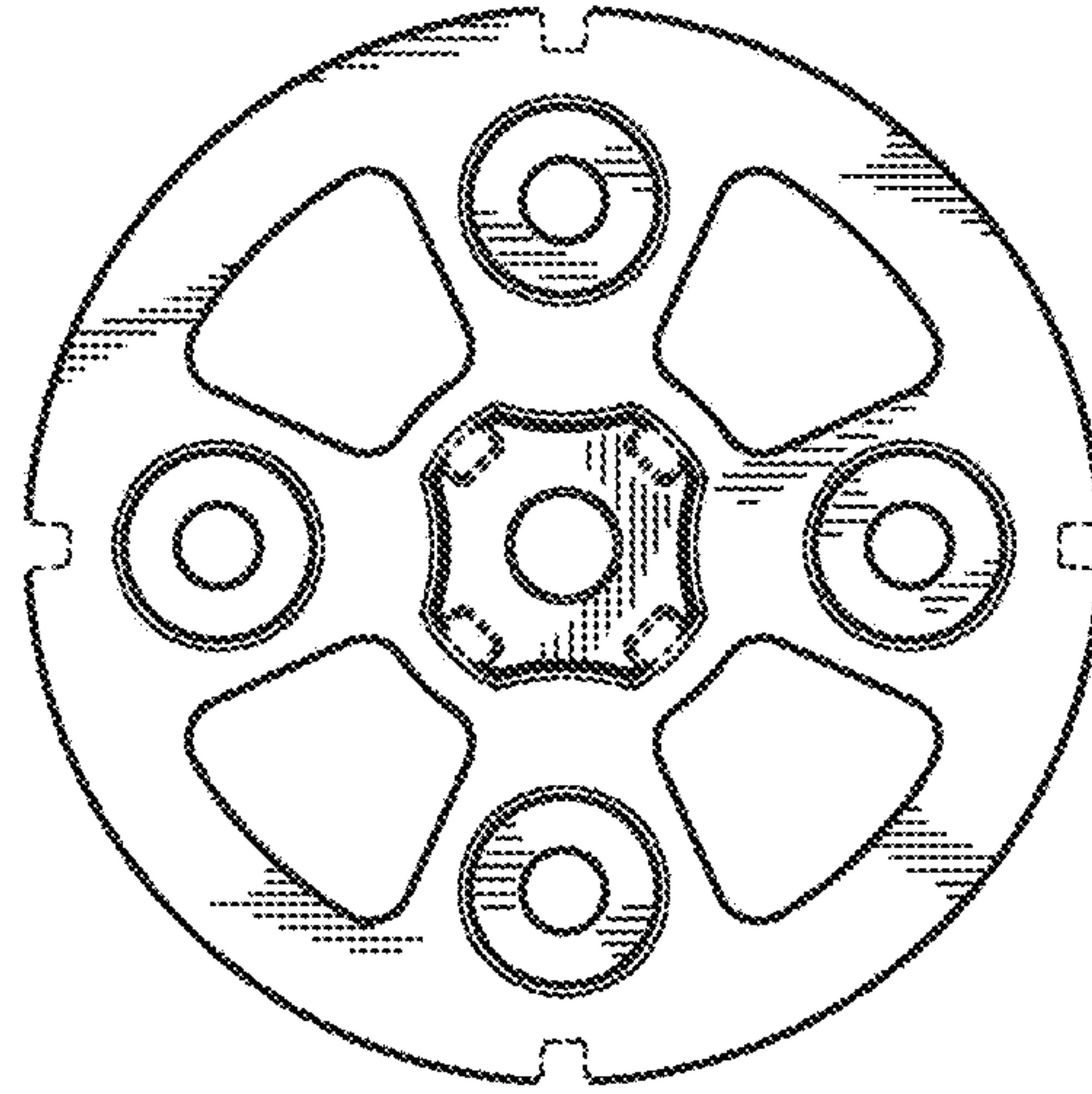


FIG. 12

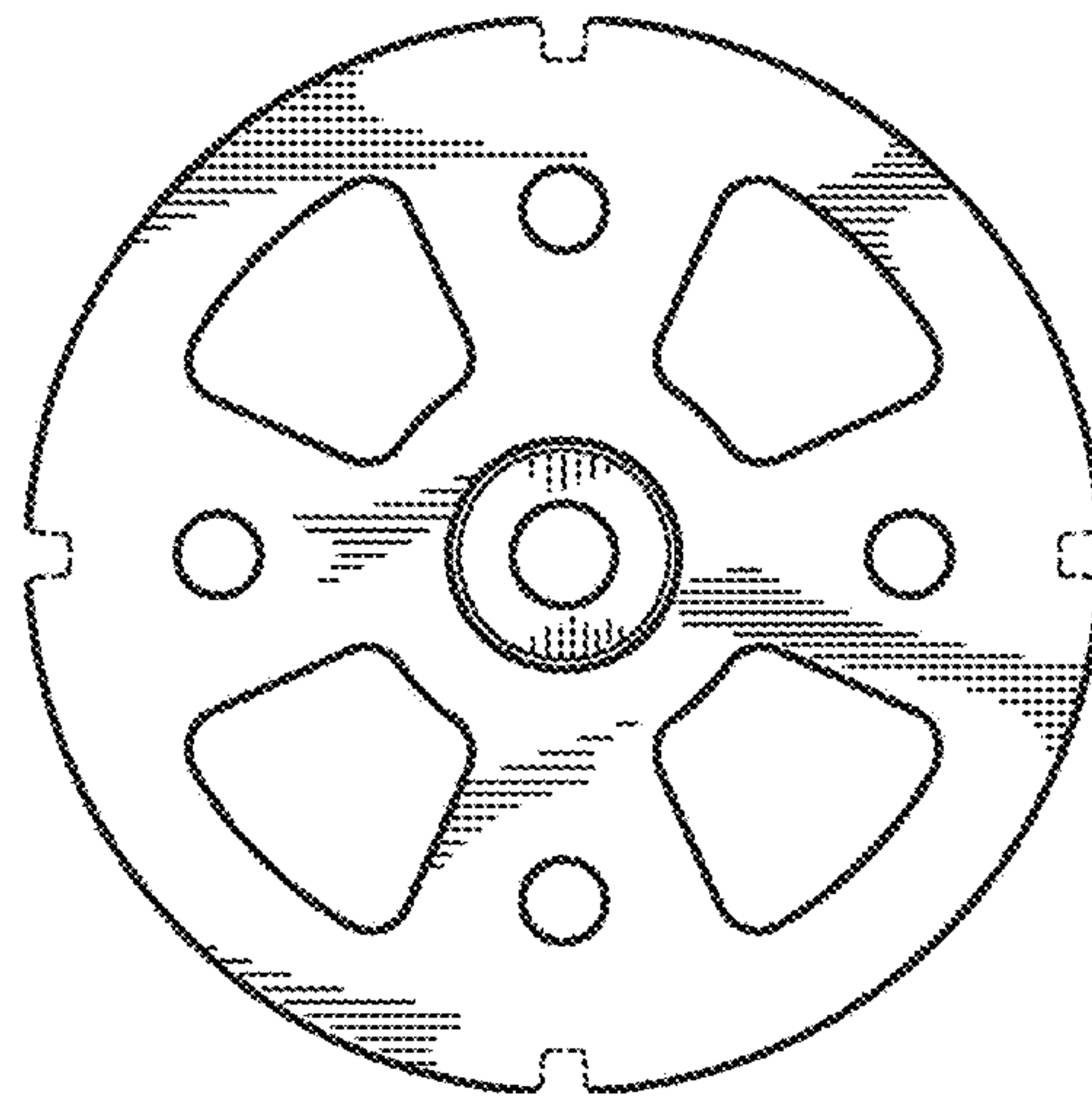


FIG. 13

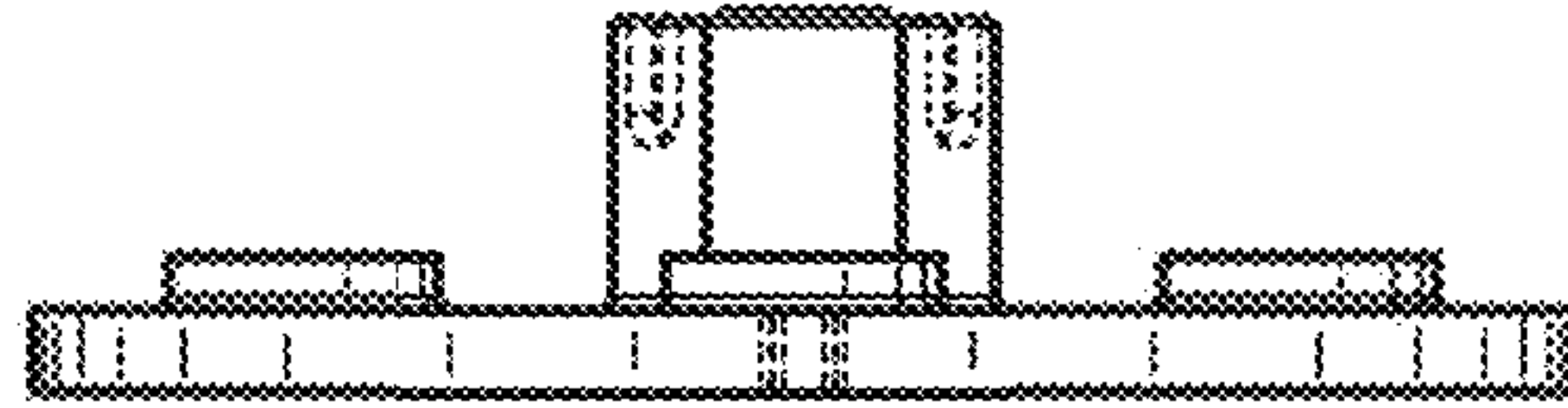


FIG.14

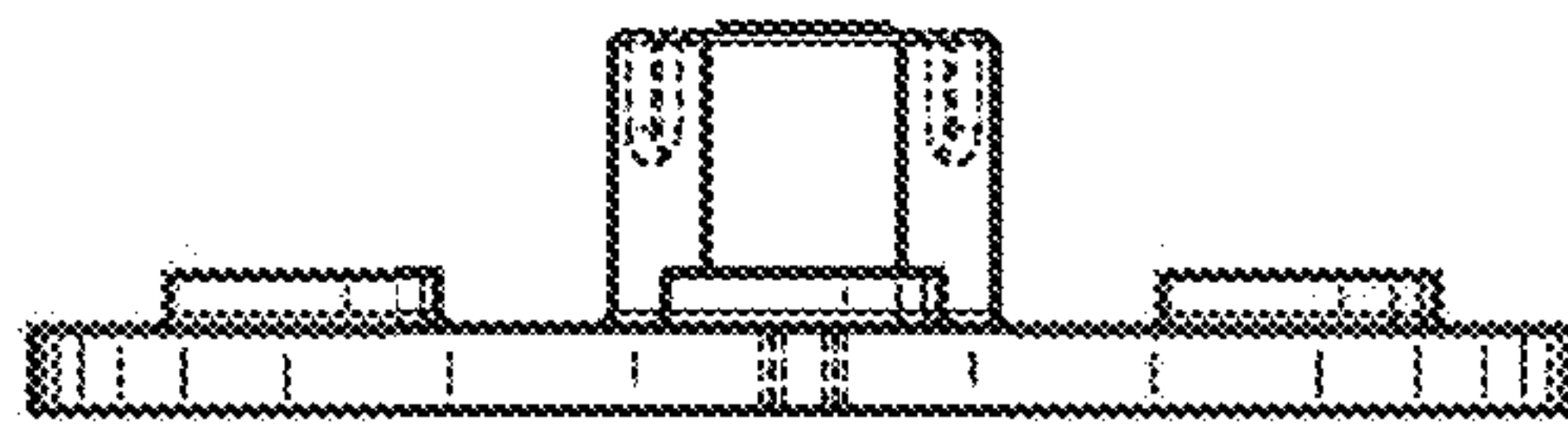


FIG.15