

US00D827680S

(12) **United States Design Patent** (10) **Patent No.:** **US D827,680 S**  
**Choi** (45) **Date of Patent:** **\*\* Sep. 4, 2018**

(54) **CRAWLER FOR VEHICLES**  
(71) Applicant: **ZENITH TRACK CO., LTD.**, Daejeon (KR)  
(72) Inventor: **Yong Jae Choi**, Daejeon (KR)  
(73) Assignee: **ZENITH TRACK CO., LTD.**, Daejeon (KR)  
(\*\*) Term: **15 Years**  
(21) Appl. No.: **29/616,273**  
(22) Filed: **Sep. 5, 2017**  
(51) **LOC (11) Cl.** ..... **15-03**  
(52) **U.S. Cl.**  
USPC ..... **D15/28**  
(58) **Field of Classification Search**  
USPC ..... D15/10, 22-26, 28; 305/142, 125, 132, 305/135, 195, 129, 136; 180/9.54, 9.21  
CPC ..... B62D 55/04; B62D 55/084; B62D 55/14; B62D 55/02; B62D 55/125; B62D 55/08; B62D 55/00  
See application file for complete search history.

D615,105 S *	5/2010	Abiko .....	D15/28
D615,106 S *	5/2010	Shimozono .....	D15/28
D618,254 S *	6/2010	Shimozono .....	D15/28
D618,710 S *	6/2010	Abiko .....	D15/28
D626,973 S *	11/2010	Shimozono .....	D15/28
D669,503 S *	10/2012	Nomizo .....	D15/28
D672,792 S *	12/2012	Nomizo .....	D15/28
D694,283 S *	11/2013	Shimozono .....	D15/28
D723,070 S *	2/2015	Sugihara .....	D15/28
D723,590 S *	3/2015	Tateishi .....	D15/28
D724,107 S *	3/2015	Tateishi .....	D15/28
D724,628 S *	3/2015	Tateishi .....	D15/28
D725,682 S *	3/2015	Tateishi .....	D15/28
D811,448 S *	2/2018	Mutsuo .....	D15/28

\* cited by examiner

*Primary Examiner* — Mark Goodwin  
(74) *Attorney, Agent, or Firm* — Rabin & Berdo, P.C.

(57) **CLAIM**

The ornamental design for a crawler for vehicles, as shown and described.

**DESCRIPTION**


FIG. 1 is a perspective view of a crawler for vehicles showing my new design;  
FIG. 2 is a front elevational view thereof;  
FIG. 3 is a rear elevational view thereof;  
FIG. 4 is a left side elevational view thereof;  
FIG. 5 is a right side elevational view thereof;  
FIG. 6 is a top view thereof;  
FIG. 7 is a bottom view thereof;  
FIG. 8 is a cross-sectional view thereof taken along line 8-8 of FIG. 2; and,  
FIG. 9 is a cross-sectional view thereof taken along line 9-9 of FIG. 2.

**1 Claim, 6 Drawing Sheets**

(56) **References Cited**

U.S. PATENT DOCUMENTS

D454,890 S *	3/2002	Tsuru .....	D15/28
D455,444 S *	4/2002	Tsuru .....	D15/28
D484,515 S *	12/2003	Nishimura .....	D15/28
D496,051 S *	9/2004	Yoshida .....	D15/28
D514,133 S *	1/2006	Fujita .....	D15/28
D565,605 S *	4/2008	Tateishi .....	D15/28
D567,823 S *	4/2008	Hagio .....	D15/28
D602,962 S *	10/2009	Miyamoto .....	D15/28
D613,774 S *	4/2010	Mizusawa .....	D15/28






FIG. 1

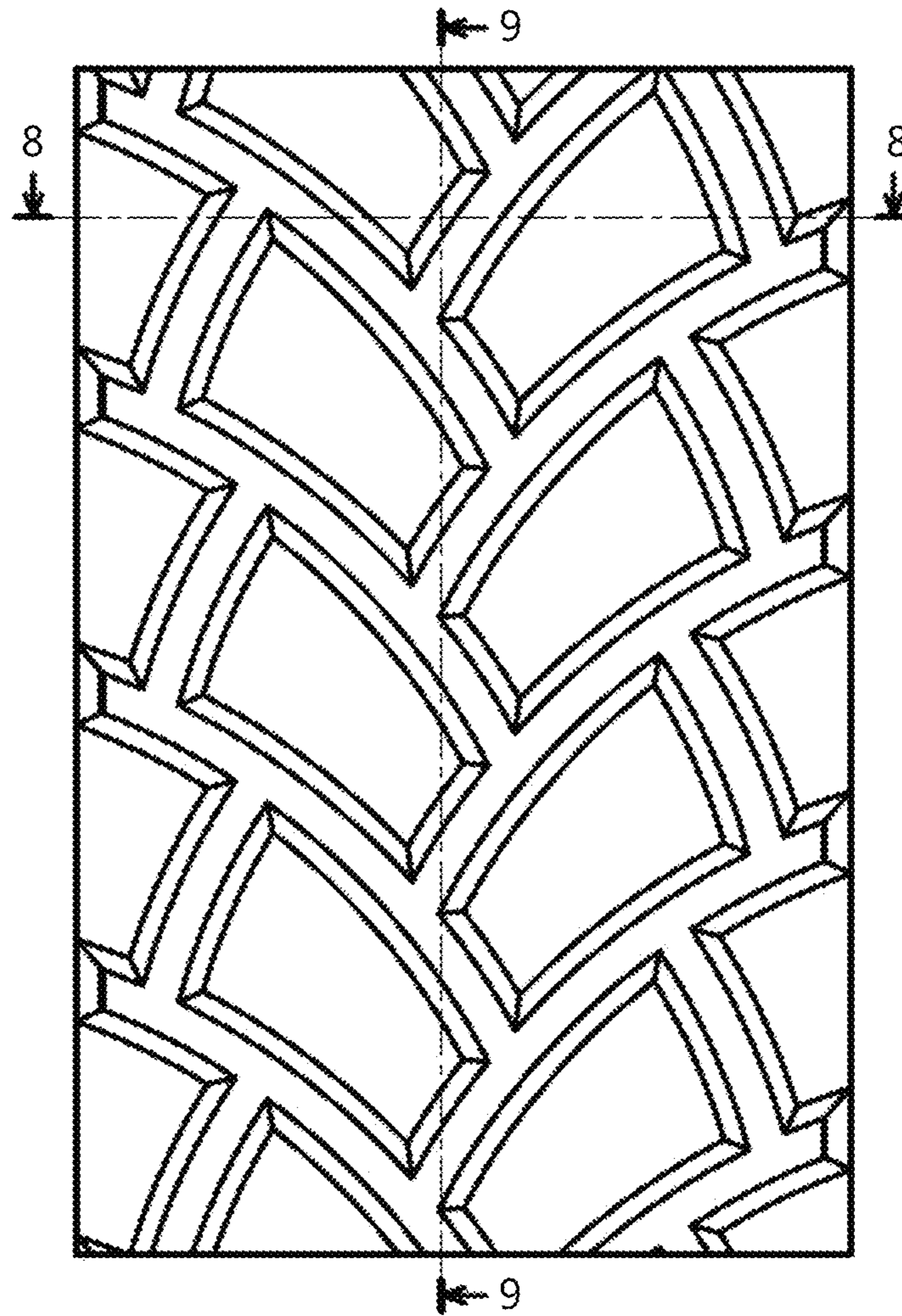


FIG. 2




FIG. 3



FIG. 4



FIG. 5

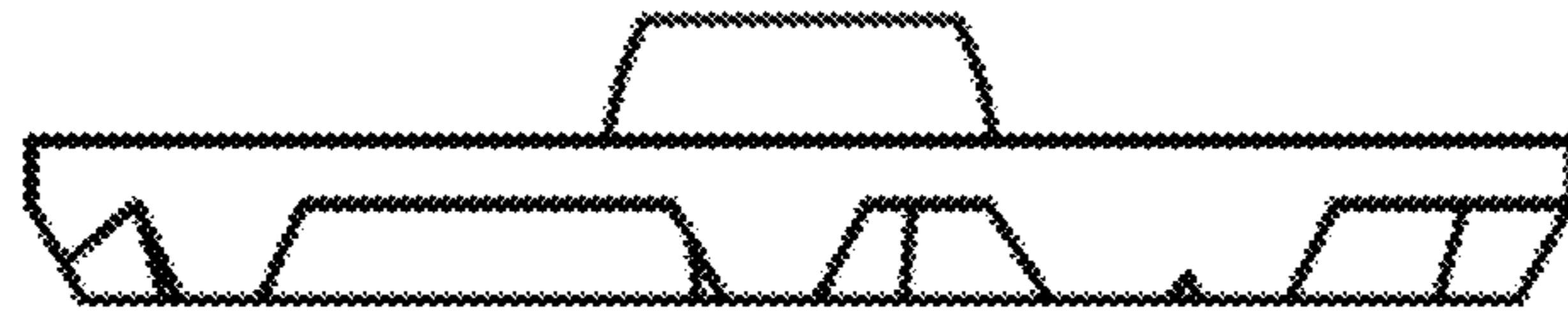


FIG. 6

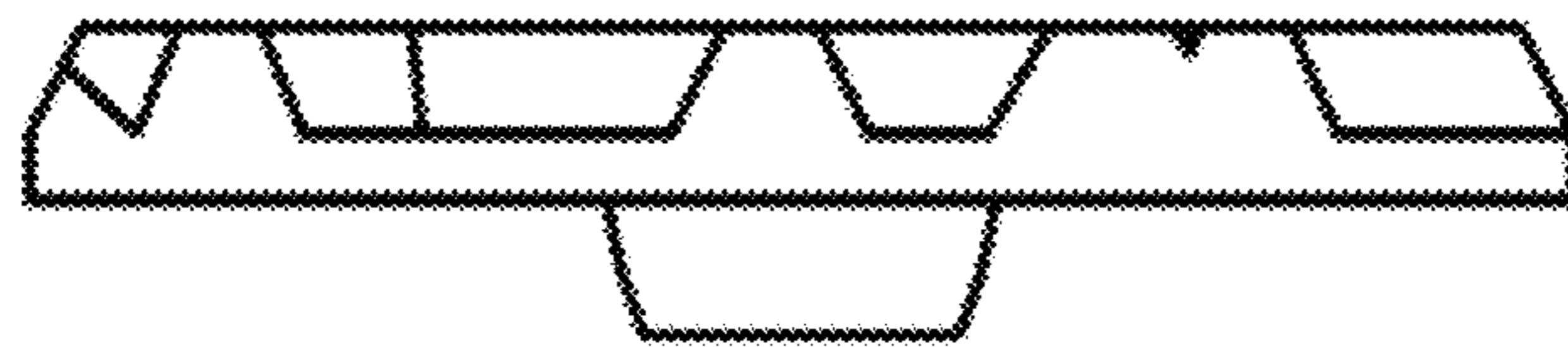


FIG. 7

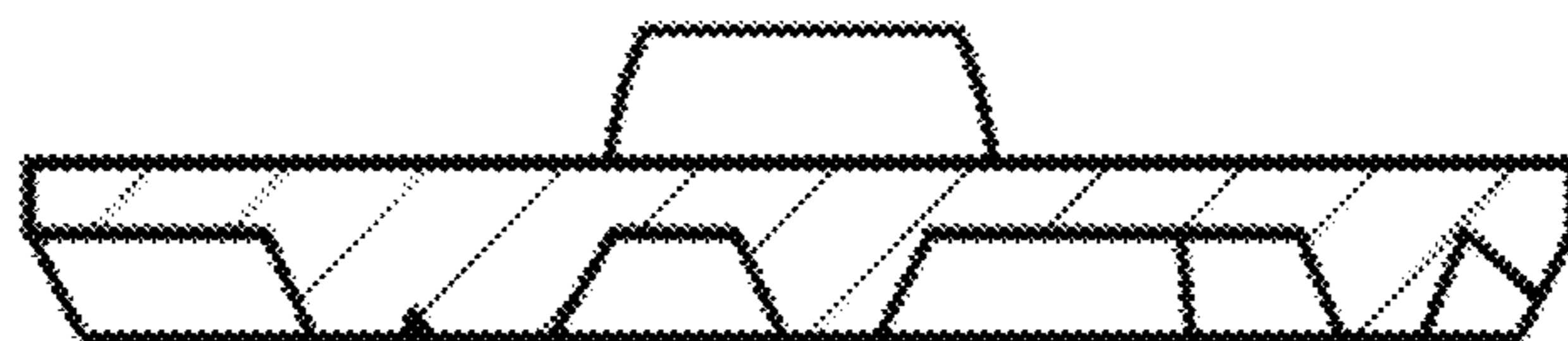


FIG. 8



FIG. 9