



US00D827651S

(12) **United States Design Patent** (10) **Patent No.:** **US D827,651 S**
Brown et al. (45) **Date of Patent:** **** Sep. 4, 2018**

- (54) **SLEEVE CASE FOR ELECTRONIC DEVICE**
- (71) Applicant: **Incase Designs Corp.**, Chino, CA (US)
- (72) Inventors: **Jonathan Brown**, Monrovia, CA (US);
Hyun Hong, Los Angeles, CA (US);
Allen Min Choi, Union City, CA (US)
- (73) Assignee: **Incase Designs Corp.**, Los Angeles,
CA (US)
- (**) Term: **15 Years**
- (21) Appl. No.: **29/578,406**
- (22) Filed: **Sep. 21, 2016**

- D654,263 S * 2/2012 Mahmood D3/201
- 8,173,893 B2 5/2012 Huang
- 8,186,514 B2 5/2012 Bowers
- D663,294 S 7/2012 Buxton
- D666,804 S * 9/2012 Rogers D3/201
- D670,293 S 11/2012 Shimizu et al.
- 8,514,568 B2 8/2013 Qiao et al.
- 8,522,965 B1 9/2013 Hsiung
- D696,864 S * 1/2014 Phillips D3/299
- D700,186 S 2/2014 Feng
- D706,254 S 6/2014 Chang
- 8,820,525 B1 9/2014 Zanxiang
- D715,052 S * 10/2014 Fair D3/301
- D718,294 S 11/2014 Barfoot et al.
- D718,756 S 12/2014 Barfoot et al.
- D719,145 S 12/2014 Barfoot et al.
- D719,169 S 12/2014 Mcbroom

(Continued)

Related U.S. Application Data

- (60) Division of application No. 29/522,407, filed on Mar. 30, 2015, now Pat. No. Des. 775,628, which is a continuation-in-part of application No. 14/673,495, filed on Mar. 30, 2015, now Pat. No. 9,642,428.
- (51) **LOC (11) Cl.** **14-02**
- (52) **U.S. Cl.**
USPC **D14/440**
- (58) **Field of Classification Search**
USPC D14/440, 250, 447, 426, 330; 206/45.23,
206/320, 45.2; 361/679.55; 294/25
CPC G06F 1/1628; G06F 1/1626; G06F 1/669;
A47B 23/044; H04B 1/3888
See application file for complete search history.

References Cited

U.S. PATENT DOCUMENTS

- D67,927 S 8/1925 Kent
- 4,905,821 A 3/1990 Corbett
- D583,572 S 12/2008 Zhai et al.
- D590,386 S 4/2009 Leith et al.
- D611,253 S * 3/2010 Lown D3/301
- D639,296 S 6/2011 Tseng et al.

FOREIGN PATENT DOCUMENTS

JP 2014154878 8/2014

Primary Examiner — Cynthia R Underwood
(74) *Attorney, Agent, or Firm* — Manatt, Phelps & Phillips, LLP

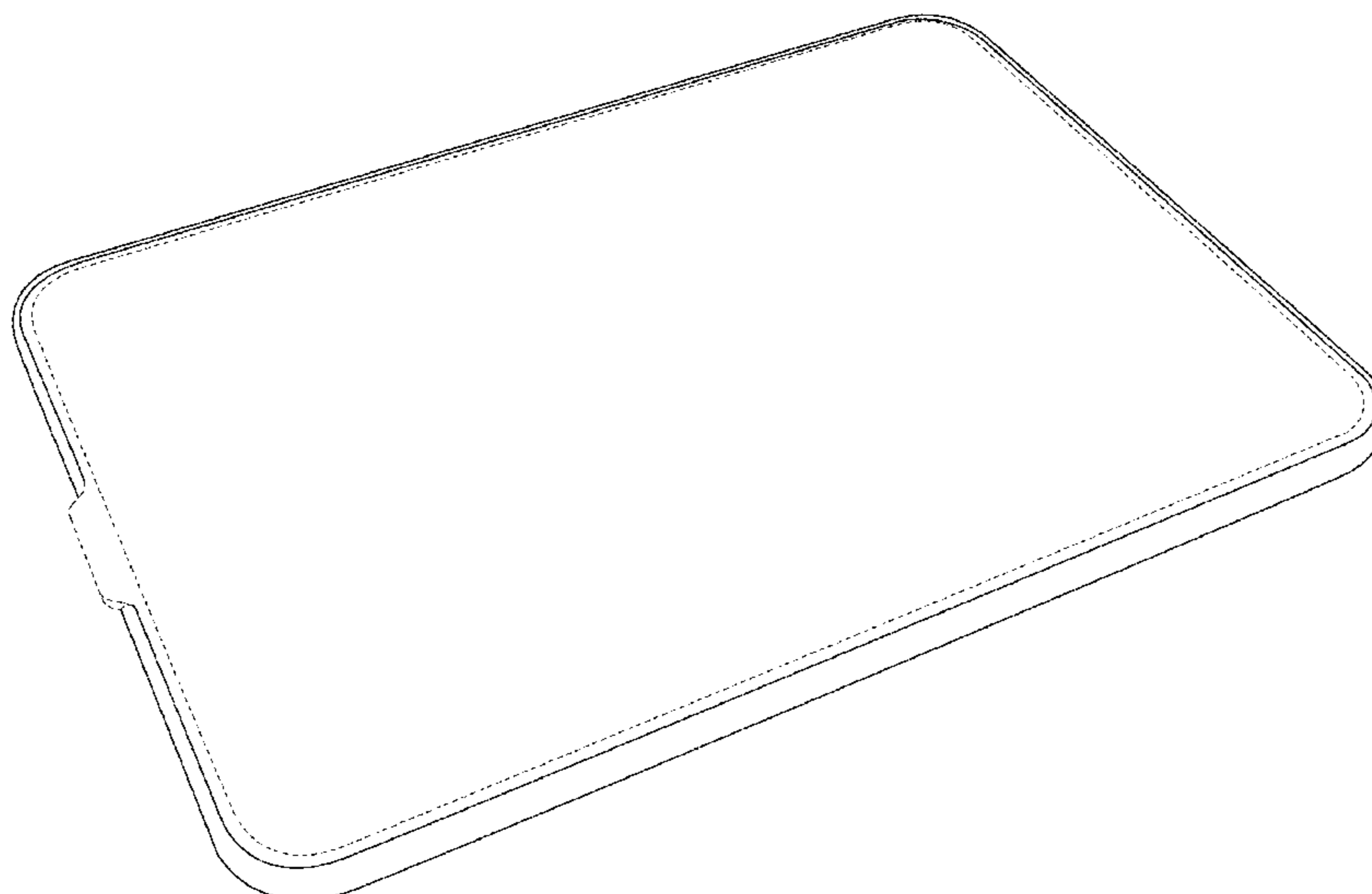
(57) **CLAIM**

The ornamental design for a sleeve case for electronic device, as shown and described.

DESCRIPTION

FIG. 1 is a front view of a sleeve case for electronic device showing our new design.
FIG. 2 is a back view thereof.
FIG. 3 is an upper-side view thereof.
FIG. 4 is a lower-side view thereof.
FIG. 5 is a left-side view thereof. A right-side view thereof is a mirror image of FIG. 5; and,
FIG. 6 is a front perspective view thereof.
The broken lines depict environment and form no part of the claimed design.

1 Claim, 5 Drawing Sheets



(56)

References Cited

U.S. PATENT DOCUMENTS

D721,370	S	1/2015	Barfoot et al.	
9,026,181	B2	5/2015	Tani et al.	
D731,494	S	6/2015	Barfoot et al.	
D732,543	S	6/2015	Westrup et al.	
D733,148	S *	6/2015	Flannigan	D14/440
D734,760	S	7/2015	Brunner et al.	
D736,211	S	8/2015	Kirkpatrick	
9,095,194	B2	8/2015	Hassett	
D745,505	S	12/2015	Barfoot et al.	
D745,525	S	12/2015	Bates et al.	
D748,097	S	1/2016	Feng	
D749,594	S	2/2016	Kim et al.	
D752,594	S *	3/2016	Matsuoka	D14/440
D786,880	S *	5/2017	Ackeret	D14/440
D788,779	S *	6/2017	Moreau	A45C 13/103 D14/440
2009/0201254	A1	8/2009	Rais	
2010/0294909	A1	11/2010	Hauser et al.	
2012/0037285	A1	2/2012	Diebel	
2012/0106054	A1	5/2012	Royz et al.	
2012/0140396	A1	6/2012	Zeliff et al.	
2013/0175186	A1	7/2013	Simmer	
2013/0214661	A1 *	8/2013	McBroom	G06F 1/1667 312/325
2016/0120280	A1 *	5/2016	Dingler	A45C 3/02 224/608

* cited by examiner




FIG. 1




FIG. 2




FIG. 3



FIG. 4



FIG. 5

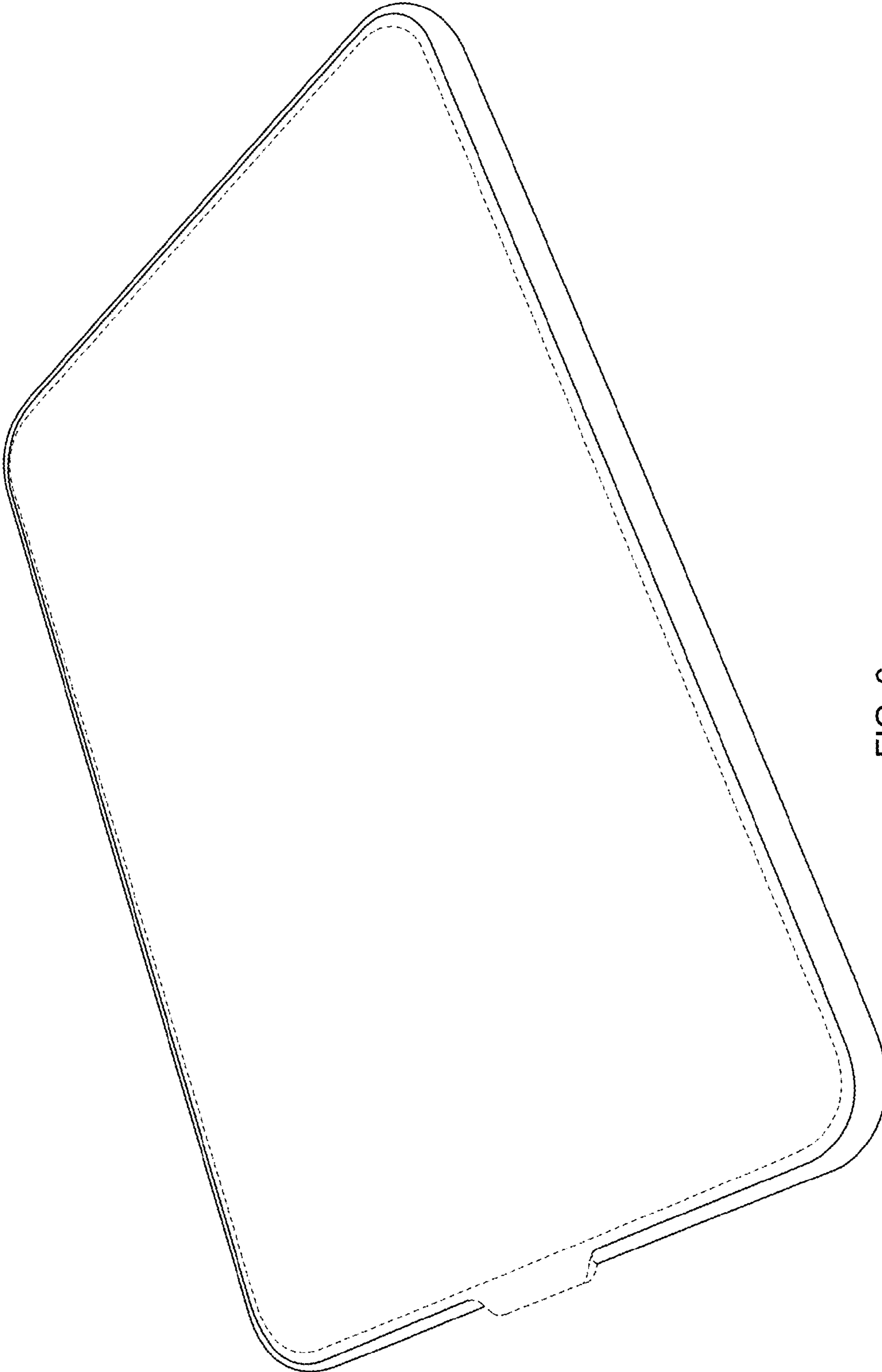


FIG. 6