



US00D827554S

(12) **United States Design Patent**
Kono

(10) **Patent No.:** **US D827,554 S**

(45) **Date of Patent:** **** Sep. 4, 2018**

- (54) **TIRE FOR MOTORCYCLE**
- (71) Applicant: **SUMITOMO RUBBER INDUSTRIES, LTD.**, Kobe-shi, Hyogo (JP)
- (72) Inventor: **Kyosuke Kono**, Kobe (JP)
- (73) Assignee: **SUMITOMO RUBBER INDUSTRIES, LTD.**, Kobe-Shi, Hyogo (JP)
- (**) Term: **15 Years**
- (21) Appl. No.: **29/619,671**
- (22) Filed: **Sep. 29, 2017**
- (51) **LOC (11) Cl.** **12-15**
- (52) **U.S. Cl.**
USPC **D12/535**
- (58) **Field of Classification Search**
USPC D12/535
CPC B60C 1/00
See application file for complete search history.

(56) **References Cited**

U.S. PATENT DOCUMENTS

D640,964 S	*	7/2011	Takenaka	D12/535
D674,737 S	*	1/2013	Lamour	D12/535
D779,412 S	*	2/2017	Otani	D12/535
D779,413 S	*	2/2017	Otani	D12/535
D804,397 S	*	12/2017	Kono	D12/535
D804,398 S	*	12/2017	Kono	D12/535

D809,451 S	*	2/2018	Kono	D12/535
D809,452 S	*	2/2018	Kono	D12/535
D810,000 S	*	2/2018	Kono	D12/535
D810,660 S	*	2/2018	Nakamura	D12/535
D817,260 S	*	5/2018	Seguy	D12/535

* cited by examiner

Primary Examiner — George D. Kirschbaum

(74) *Attorney, Agent, or Firm* — Birch, Stewart, Kolasch & Birch, LLP

(57) **CLAIM**

The ornamental design for a tire for motorcycle, as shown and described.

DESCRIPTION

FIG. 1 is a front perspective view of a tire for motorcycle showing my new design;
 FIG. 2 is a front view thereof;
 FIG. 3 is a left side view thereof;
 FIG. 4 is a rear view thereof;
 FIG. 5 is a right side view thereof;
 FIG. 6 is a bottom view thereof;
 FIG. 7 is a top view thereof;
 FIG. 8 is a partial enlarged view of FIG. 2; illustrating the repeating pattern of the tread grooves;
 FIG. 9 is a partial cross-section along the line 9-9 in FIG. 2, illustrating the depth of the grooves in the repeating pattern; and,
 FIG. 10 is a partial cross-section along the line 10-10 in FIG. 2, illustrating the depth of the grooves in the repeating pattern.

1 Claim, 10 Drawing Sheets





FIG. 1

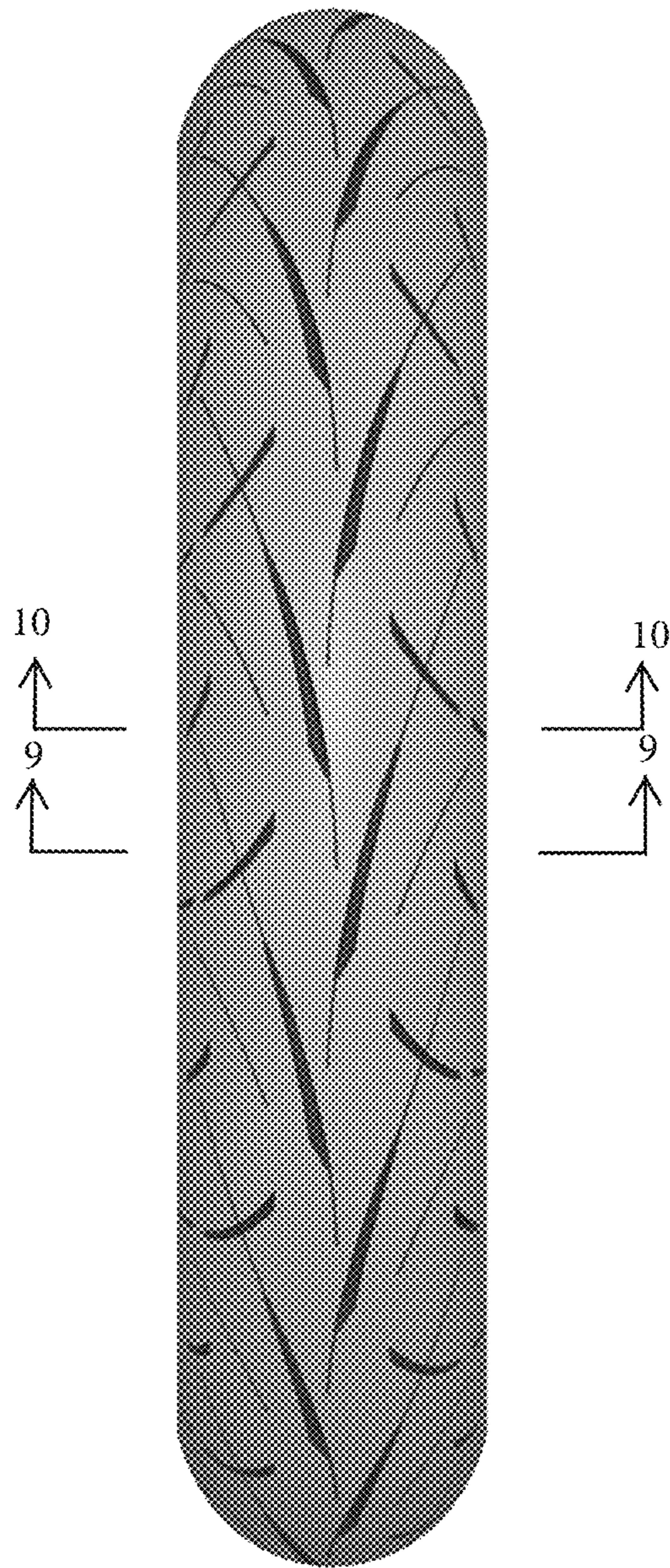


FIG. 2



FIG. 3




FIG. 4



FIG. 5




FIG. 6




FIG. 7




FIG. 8




FIG. 9




FIG. 10