



US00D827529S

(12) **United States Design Patent** (10) **Patent No.:** **US D827,529 S**
Al Attar (45) **Date of Patent:** **** Sep. 4, 2018**

(54) **FRONT FENDER FOR A VEHICLE**
(71) Applicant: **Bayerische Motoren Werke Aktiengesellschaft, Munich (DE)**
(72) Inventor: **Hussein Al Attar, Munich (DE)**
(73) Assignee: **Bayerische Motoren Werke Aktiengesellschaft, Munich (DE)**

D699,644 S * 2/2014 Futschik D12/181
D711,797 S * 8/2014 Tsuchida D12/184
D716,708 S 11/2014 Beermann
D755,096 S * 5/2016 Wolff D12/184
D787,395 S * 5/2017 Curic D12/181
D789,856 S * 6/2017 Wolff D12/196
D803,119 S * 11/2017 Beermann D12/184
D807,261 S * 1/2018 Zavatski D12/184
2015/0344079 A1* 12/2015 Stojkovic B62D 27/023
296/187.09

(**) Term: **15 Years**

(21) Appl. No.: **29/607,495**

(22) Filed: **Jun. 14, 2017**

(30) **Foreign Application Priority Data**

Dec. 20, 2016 (DE) 40 2016 101 505

(51) **LOC (11) Cl.** **12-16**

(52) **U.S. Cl.**
USPC **D12/184**

(58) **Field of Classification Search**
USPC D12/181, 90, 86, 82, 221, 196, 190, 184,
D12/177, 175, 99, 97, 96, 93, 95, 91, 12
CPC B62D 25/02; B62D 25/10; B62D 25/16;
B62D 25/18; B62D 25/105; B62D 27/023
See application file for complete search history.

(56) **References Cited**

U.S. PATENT DOCUMENTS

D607,798 S 1/2010 Weil
D620,407 S * 7/2010 Froehlich D12/184
D630,985 S * 1/2011 Matei D12/181
D631,413 S * 1/2011 Kuze D12/181
D642,101 S * 7/2011 Faghihzadeh D12/181
D659,616 S * 5/2012 Matsumoto D12/184

FOREIGN PATENT DOCUMENTS

WO WO DM/070649 3/2009

* cited by examiner

Primary Examiner — Karen S Acker
Assistant Examiner — Jerry Shiuan-Hua Hsu
(74) *Attorney, Agent, or Firm* — Crowell & Moring LLP

(57) **CLAIM**

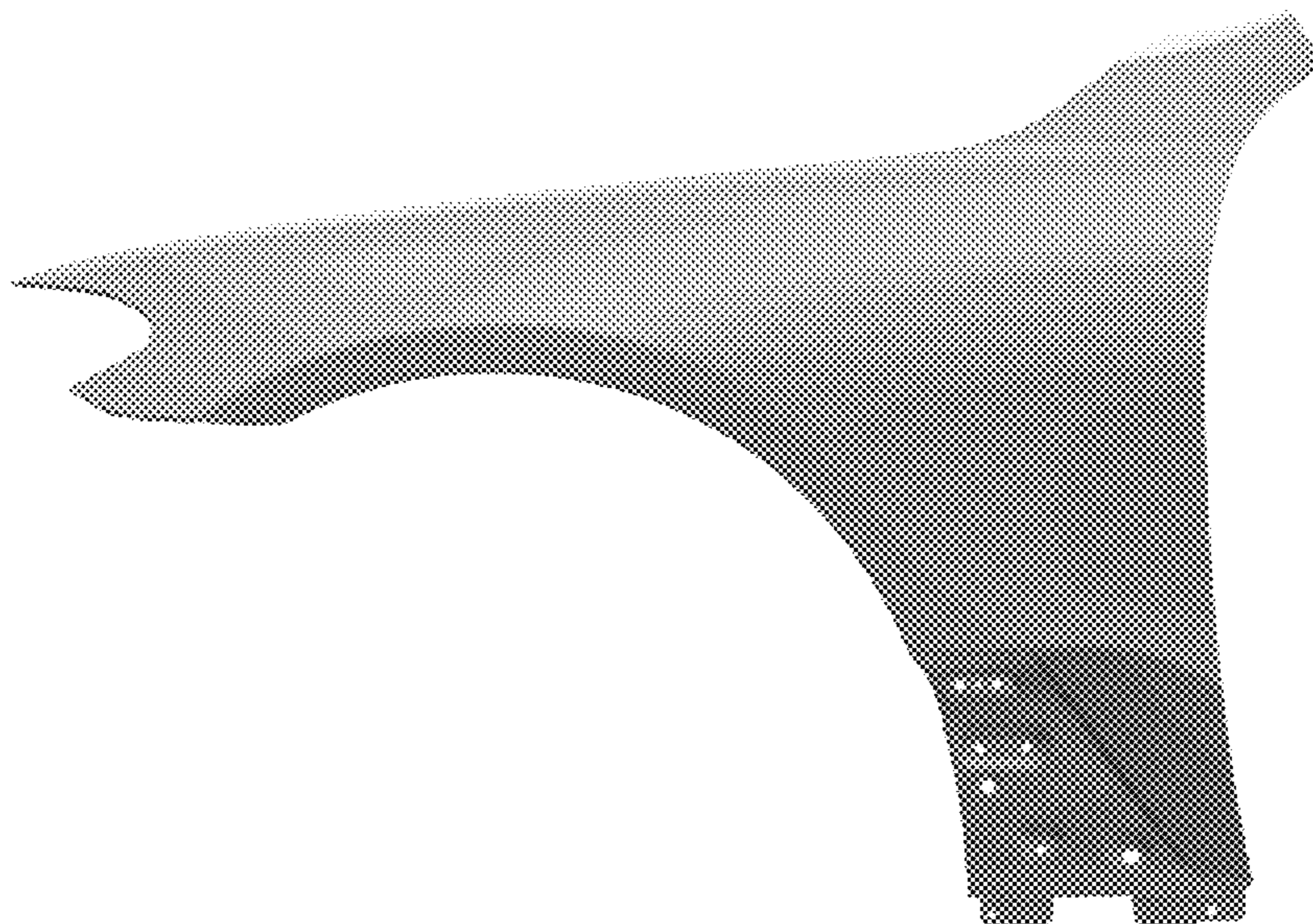
The ornamental design for a front fender for a vehicle, as shown and described.

DESCRIPTION

This application contains subject matter related to the following co-pending U.S. design patent application: Application Ser. No. 29/607,492, filed herewith and entitled "Vehicle, Toy, and/or Replicas Thereof".

FIG. 1 is a front view of a front fender for a vehicle according to the design;
FIG. 2 is a left perspective view thereof;
FIG. 3 is a right perspective view thereof;
FIG. 4 is a left side view thereof;
FIG. 5 is a right side view thereof;
FIG. 6 is a top view thereof;
FIG. 7 is a bottom view thereof; and,
FIG. 8 is a rear view thereof.

1 Claim, 8 Drawing Sheets



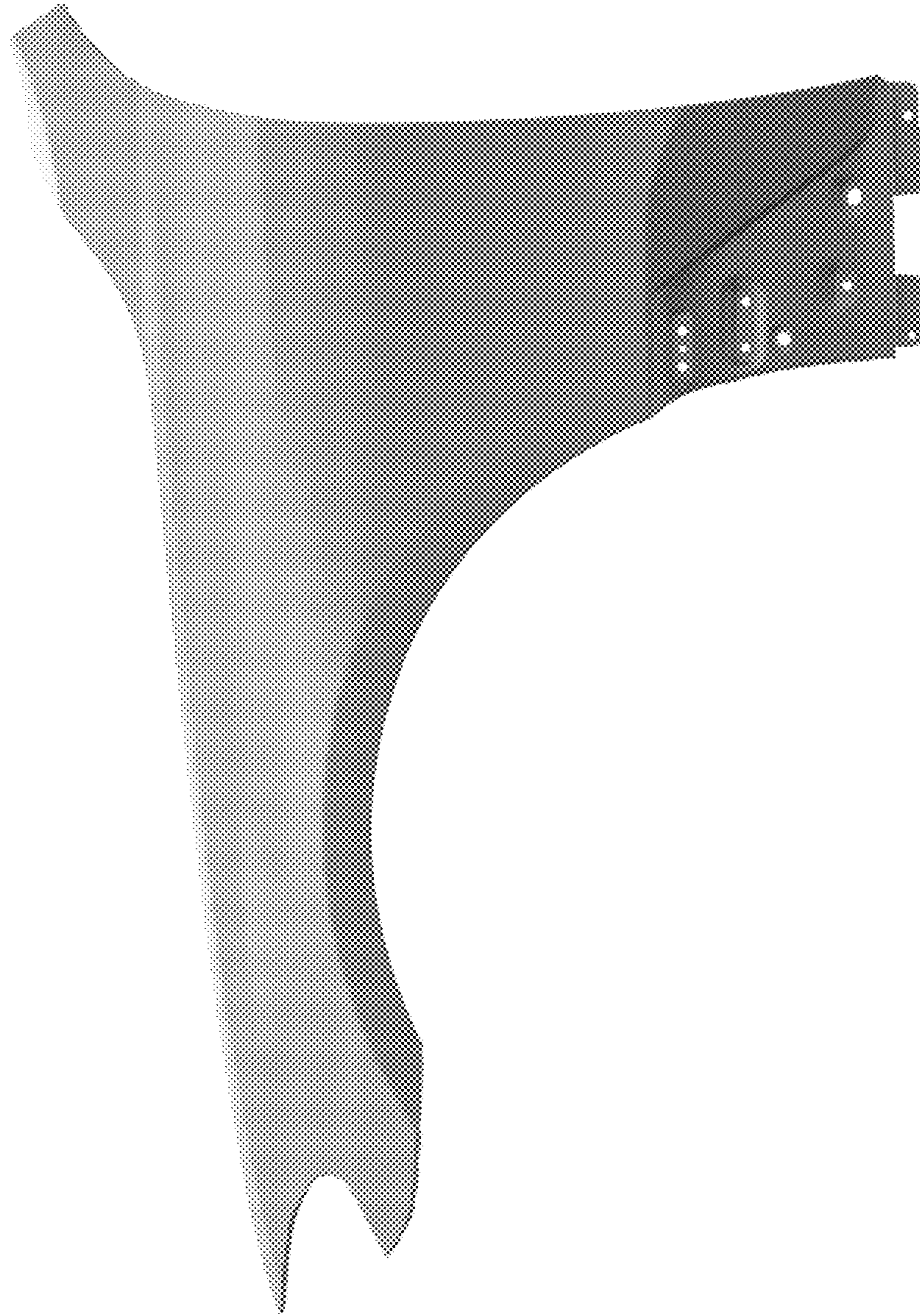


Fig. 1




Fig. 2



Fig. 3



Fig. 4




Fig. 5




Fig. 6




Fig. 7

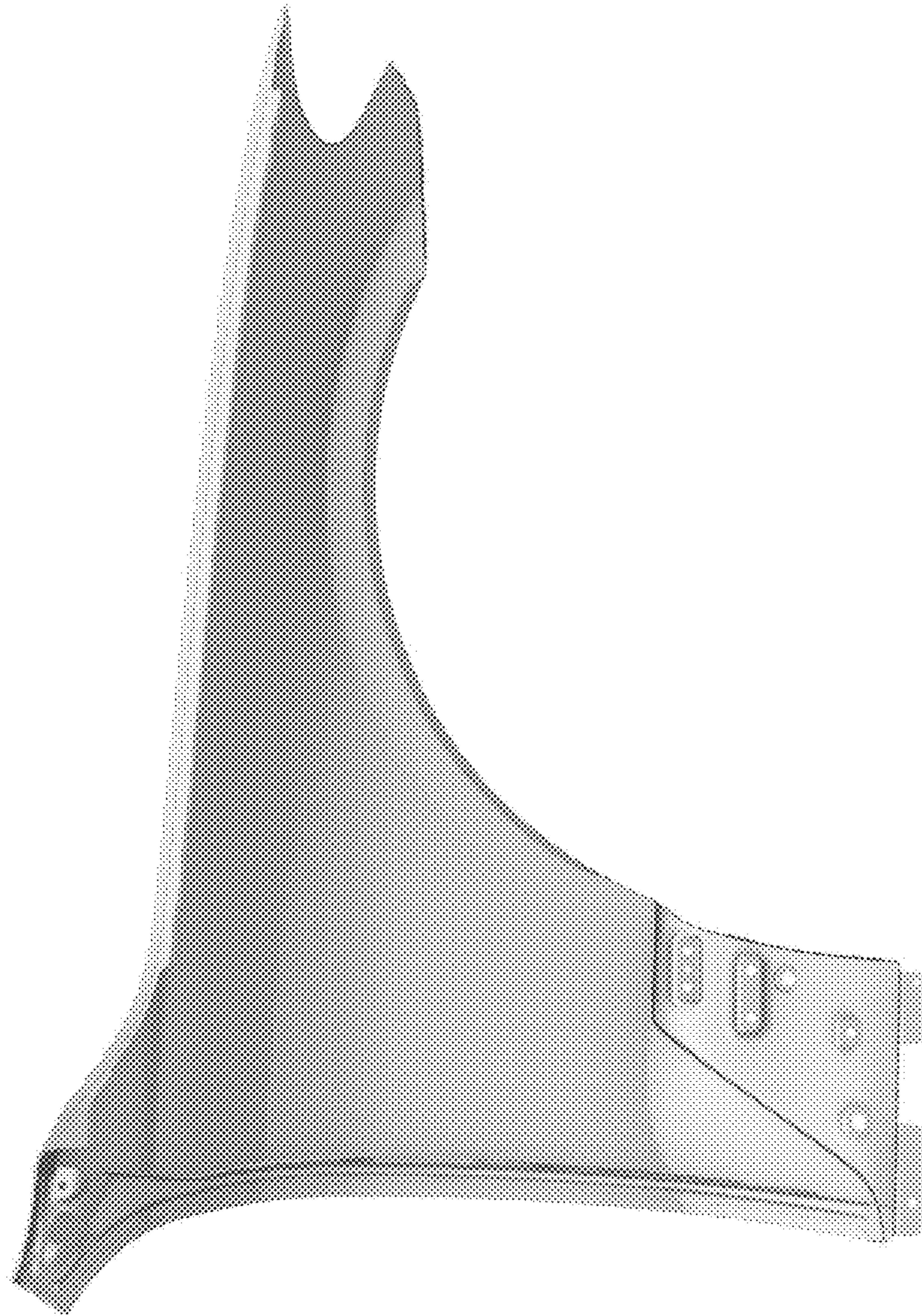


Fig. 8