



US00D827525S

(12) **United States Design Patent** (10) **Patent No.:** **US D827,525 S**
Austin (45) **Date of Patent:** **** Sep. 4, 2018**

- (54) **SPOILER**
- (71) Applicant: **Jaguar Land Rover Limited**, Whitley, Coventry (GB)
- (72) Inventor: **Robin Austin**, Coventry (GB)
- (73) Assignee: **Jaguar Land Rover Limited**, Whitley, Coventry (GB)
- (**) Term: **15 Years**
- (21) Appl. No.: **29/591,523**
- (22) Filed: **Jan. 20, 2017**

(30) **Foreign Application Priority Data**

Jul. 20, 2016 (EM) 003313477-0003

- (51) **LOC (11) Cl.** **12-16**
- (52) **U.S. Cl.**
USPC **D12/181**
- (58) **Field of Classification Search**
USPC D12/96, 99, 400, 181, 182, 183, 184, 185, 190, 191, 192, 195
CPC B60R 13/02; B60R 13/04; B60D 35/02; B60D 35/005; B60D 35/007
See application file for complete search history.

(56) **References Cited**

U.S. PATENT DOCUMENTS

- D535,598 S * 1/2007 Murkett D12/181
- D609,617 S * 2/2010 Larson D12/181
- D614,098 S * 4/2010 Larson D12/181
- D625,232 S * 10/2010 Borkert D12/181
- D717,221 S * 11/2014 Borkert D12/181
- D729,712 S * 5/2015 Goepfel D12/181
- D752,489 S * 3/2016 Yamamoto D12/181
- D754,044 S * 4/2016 Scheinhuetter D12/196

- D754,579 S * 4/2016 Battams D12/181
- D763,149 S * 8/2016 Wheel D12/181
- D777,627 S * 1/2017 Patel D12/181
- D800,621 S * 10/2017 Bucher D12/196
- 2013/0223091 A1 * 8/2013 Inubushi B62D 35/007 362/549

* cited by examiner

Primary Examiner — Karen S Acker

Assistant Examiner — Jerry Shiuang-Hua Hsu

(74) *Attorney, Agent, or Firm* — Wood Herron & Evans LLP


(57) **CLAIM**

The ornamental design for a spoiler, as shown and described.

DESCRIPTION

FIG. 1 is a front right perspective view of a spoiler for a vehicle according to the present invention.
 FIG. 2 is a right side view thereof.
 FIG. 3 is a top view thereof.
 FIG. 4 is a rear view thereof.
 FIG. 5 is a front view thereof.
 FIG. 6 is a rear right perspective view thereof.
 FIG. 7 is a front left perspective view thereof.
 FIG. 8 is a rear left perspective view thereof.
 FIG. 9 is a left side view thereof from below; and,
 FIG. 10 is a front right perspective view of the spoiler shown in FIGS. 1-9, with the spoiler mounted on a vehicle shown in de-emphasized and half-tone portions so as to illustrate environmental structures for the vehicle rear. These portions form no part of the claimed invention. More particularly, in FIG. 10, the spoiler of the present invention is shown within the broken line, and any elements shown outside of the broken line form no part of the claimed invention, but are instead included to show environmental aspects of the claimed invention.

1 Claim, 9 Drawing Sheets






FIG. 1




FIG. 2




FIG. 3




FIG. 4

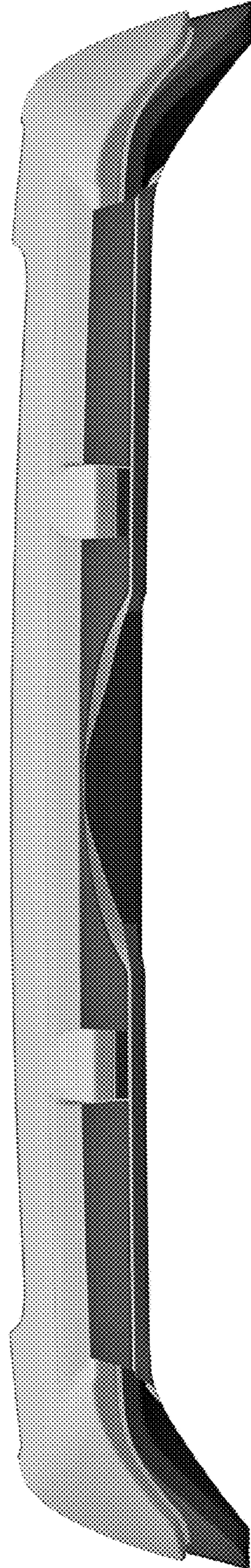


FIG. 5

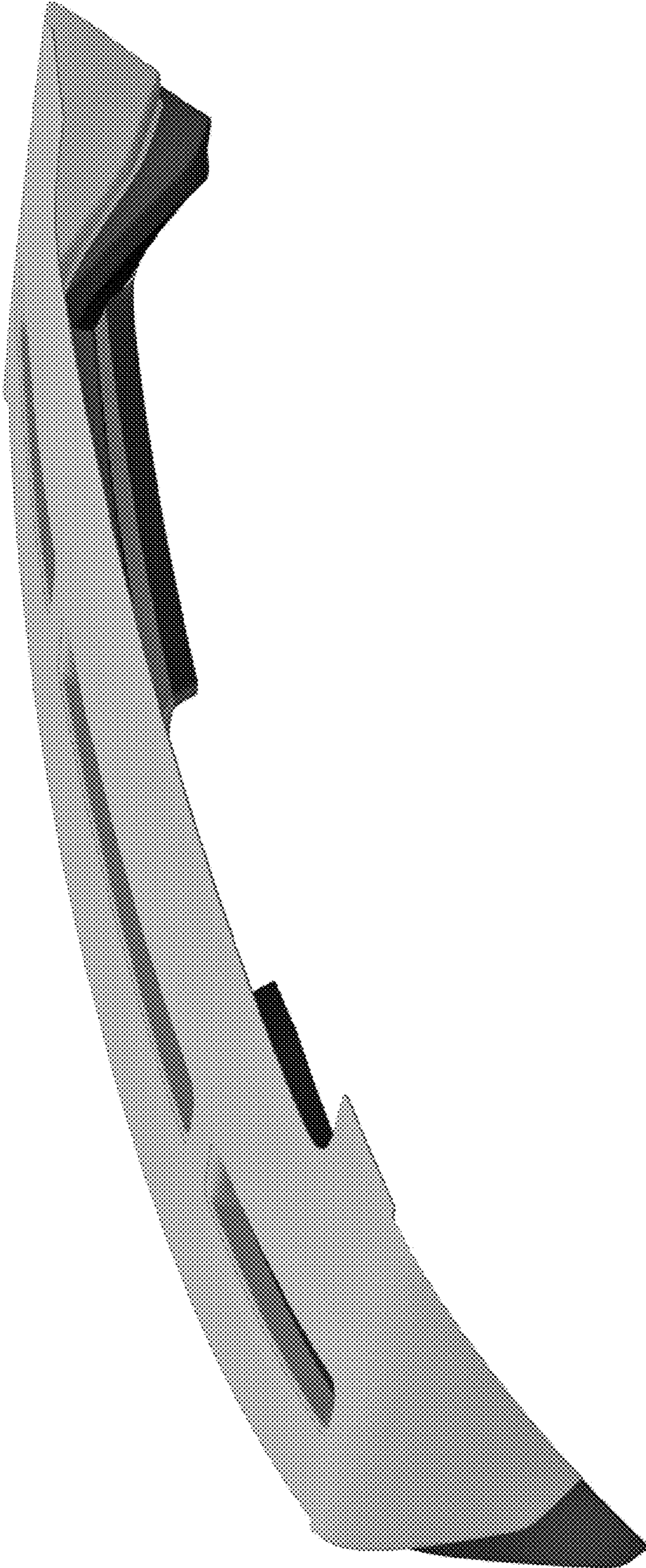


FIG. 6

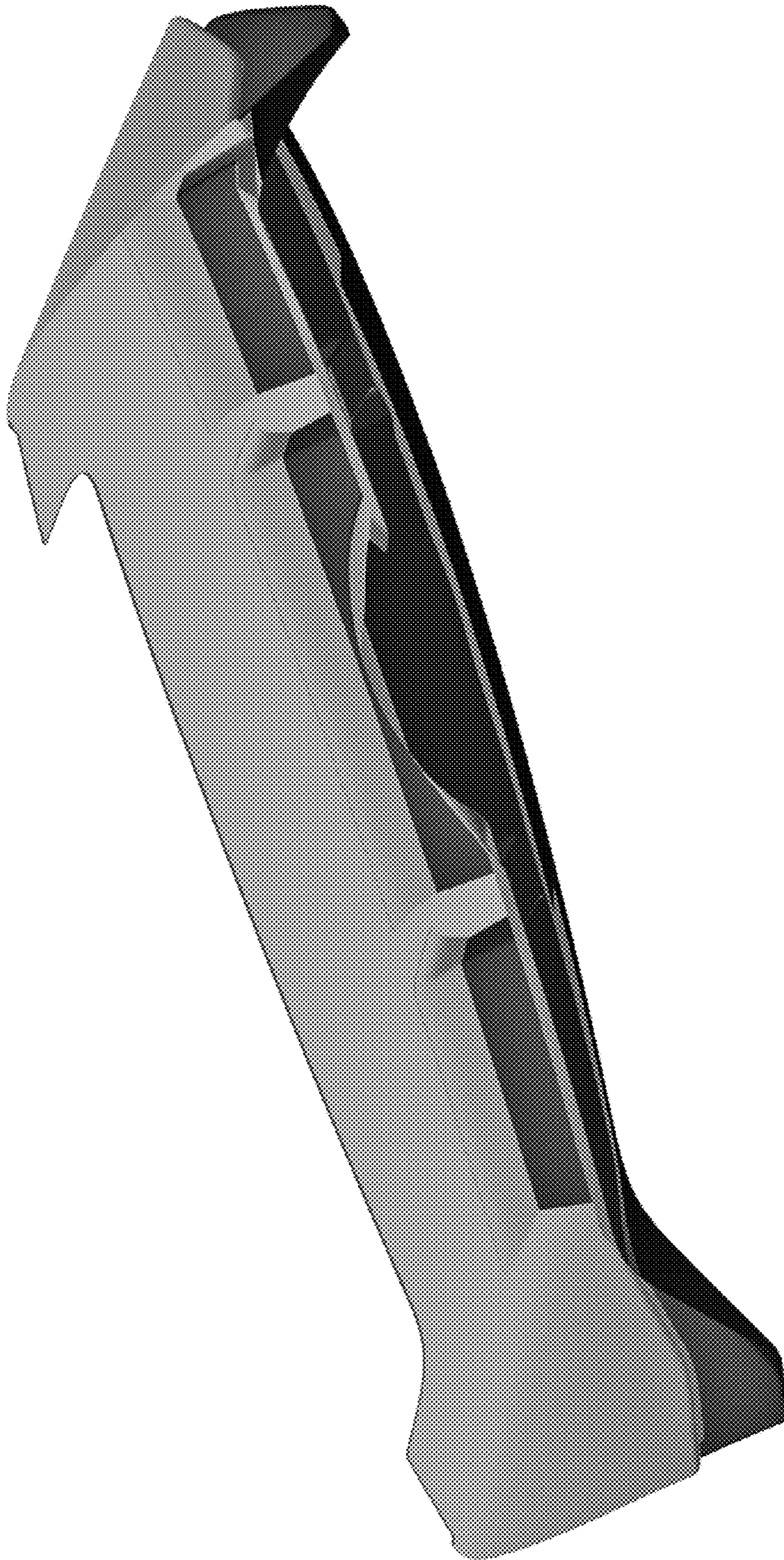


FIG. 7

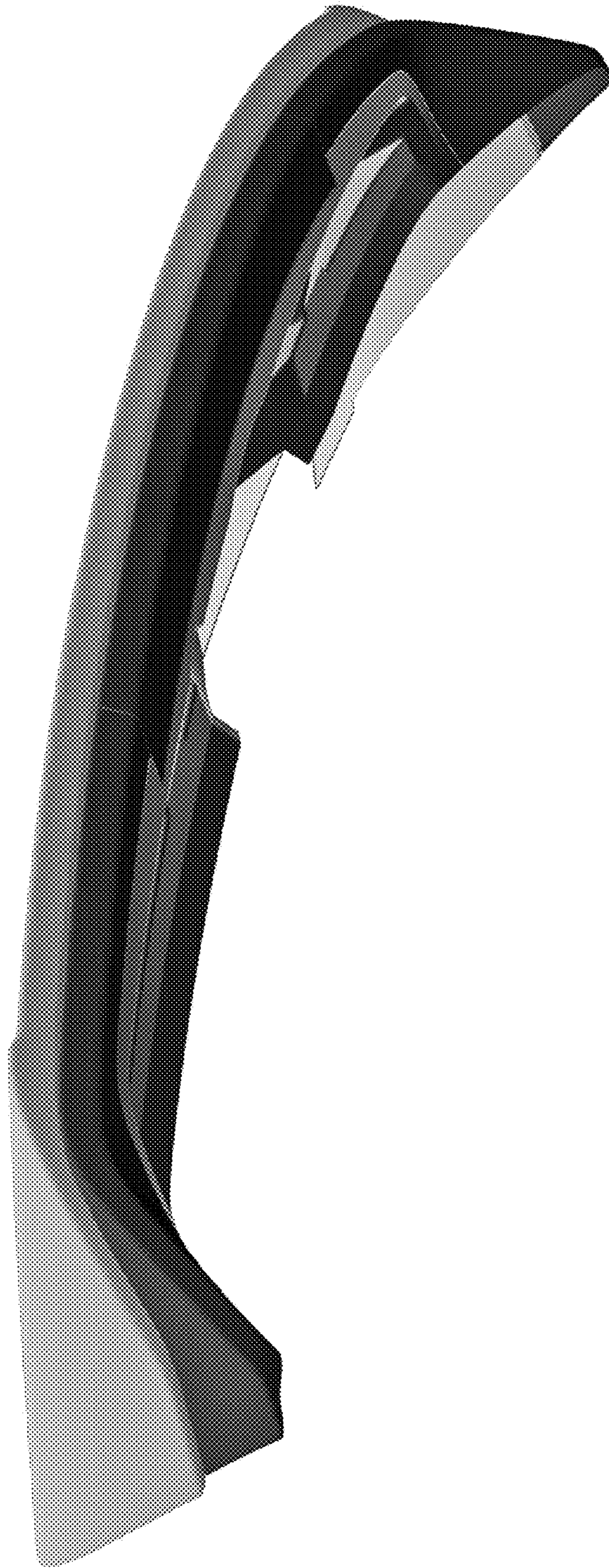


FIG. 8




FIG. 9

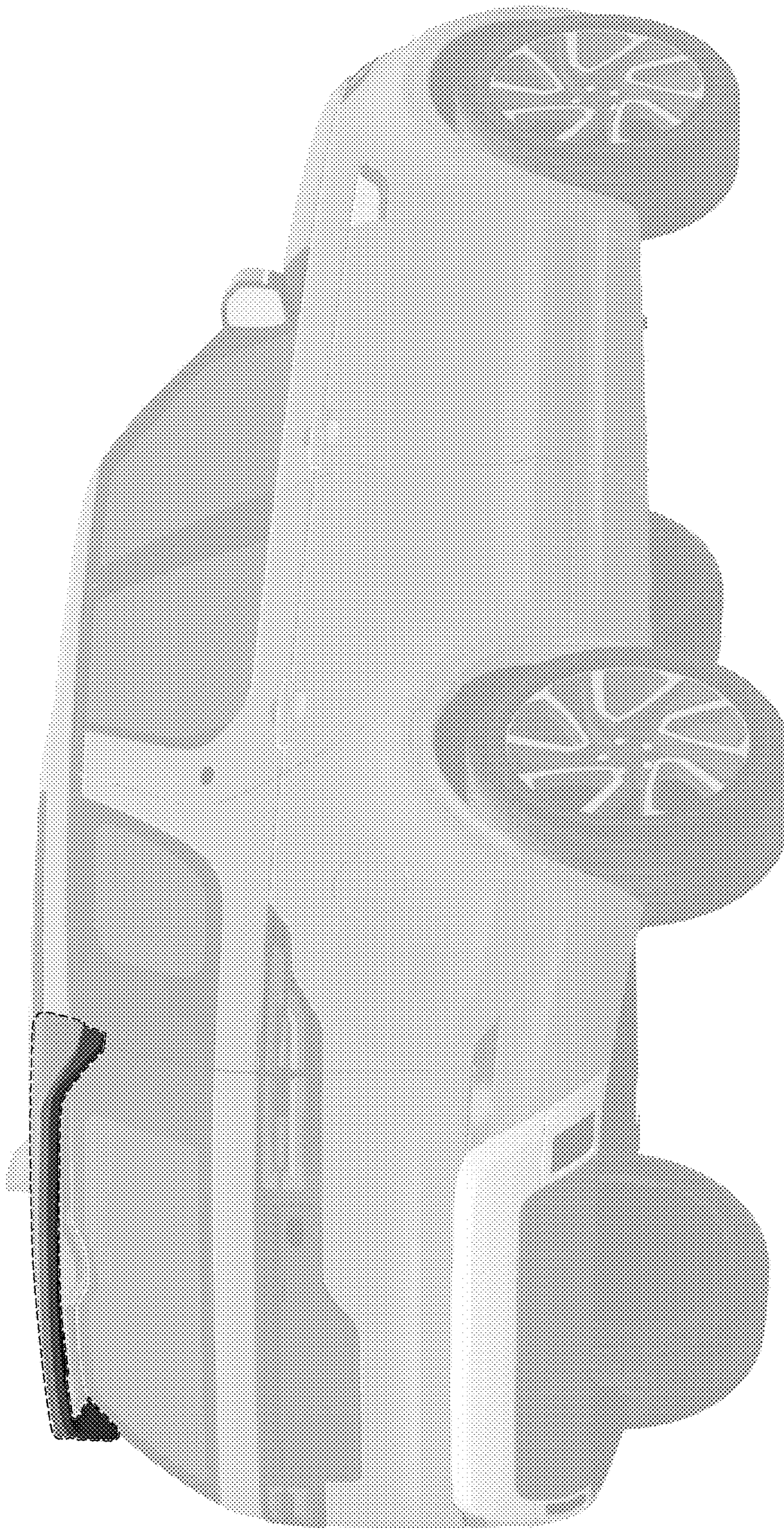


FIG. 10