



US00D827512S

(12) **United States Design Patent**
Hill

(10) **Patent No.:** **US D827,512 S**

(45) **Date of Patent:** **** Sep. 4, 2018**

(54) **PATTERN PORTION OF A FRONT GRILLE**

(71) Applicant: **Jaguar Land Rover Limited**, Whitley,
Coventry (GB)

(72) Inventor: **Andrew Hill**, Coventry (GB)

(73) Assignee: **Jaguar Land Rover Limited**, Whitley,
Coventry (GB)

(**) Term: **15 Years**

(21) Appl. No.: **29/601,819**

(22) Filed: **Apr. 26, 2017**

(30) **Foreign Application Priority Data**

Oct. 27, 2016 (EM) 003436237-0002
Nov. 22, 2016 (EM) 003477819-0001

(51) **LOC (11) Cl.** **12-16**

(52) **U.S. Cl.**
USPC **D12/163**

(58) **Field of Classification Search**
USPC D12/163, 169, 196, 86, 90-92, 88;
D5/1-4, 7, 42, 63, 99
CPC B62D 25/08; B60K 11/08; B60K 19/05
See application file for complete search history.

(56) **References Cited**

U.S. PATENT DOCUMENTS

- 297,382 A * 4/1884 Golding E04F 13/04
209/392
- D204,314 S * 4/1966 Bright D25/100
- D212,354 S * 10/1968 Stone D25/154
- D218,597 S * 9/1970 Stone D25/154
- D380,722 S * 7/1997 Burton D12/196
- D380,723 S * 7/1997 Burton D12/196
- D427,119 S * 6/2000 Sousamian D12/163
- D432,061 S * 10/2000 Sousamian D12/163
- D443,243 S * 6/2001 Barela D12/196
- D516,475 S * 3/2006 Iwasaki D12/169

- D541,714 S * 5/2007 Kitou D12/169
- D589,853 S * 4/2009 Saridakis D12/163
- D726,080 S * 4/2015 Mays D12/173
- D727,220 S * 4/2015 Rugar D12/163
- D749,474 S * 2/2016 Battams D12/169

(Continued)

Primary Examiner — Robin V Webster

Assistant Examiner — Rachel Voorhies

(74) *Attorney, Agent, or Firm* — Wood Herron & Evans
LLP

(57) **CLAIM**

The ornamental design for a pattern portion of a front grille,
as shown and described.

DESCRIPTION

This application also incorporates by reference, in its
entirety, the subject matter of contemporaneously filed U.S.
application Ser. No. 29/601,774, entitled “Front Grille.”

FIG. 1 is a front view of a pattern portion of a front grille for
a vehicle according to the present invention, with the portion
shown within the broken line. The de-emphasized and
halftone portions located outside of the broken line form no
part of the claimed invention, but instead illustrate environ-
mental structure.

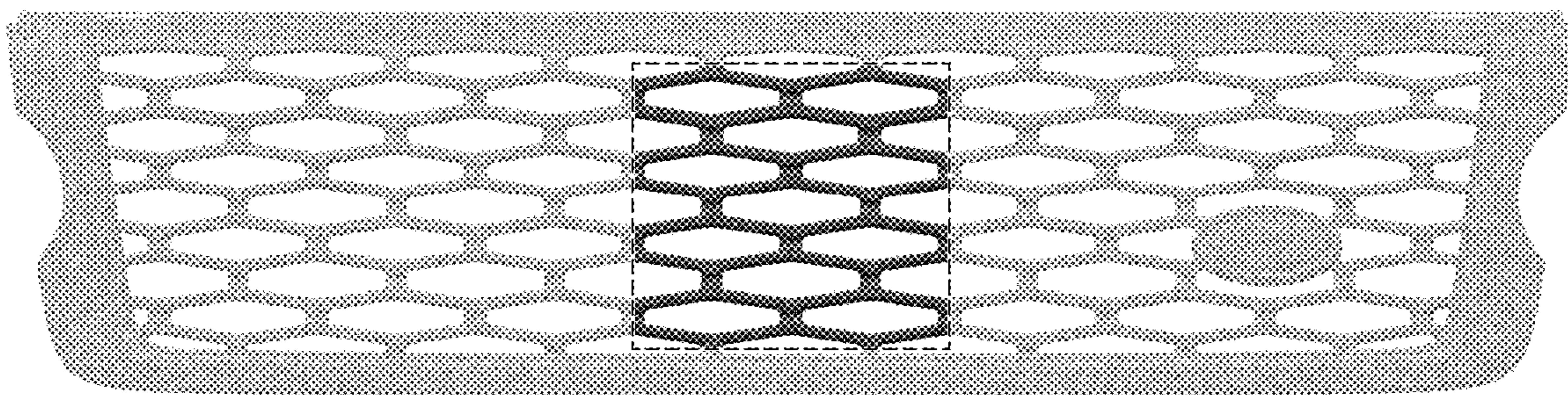
FIG. 2 is an enlarged front view of the portion shown in FIG.
1.

FIG. 3 is a front left perspective view of the portion shown
in FIG. 1. The de-emphasized and halftone portions located
outside of the broken line form no part of the claimed
invention, but instead illustrate environmental structure;
and,

FIG. 4 is an enlarged front left perspective view of the
portion shown in FIG. 3.

In FIGS. 1-4, any elements shown outside the broken line
form no part of the claimed invention, but are instead
included to show environmental aspects thereof. The broken
line forms an unclaimed boundary of the design.

1 Claim, 4 Drawing Sheets



(56)

References Cited

U.S. PATENT DOCUMENTS

D760,131 S *	6/2016	Kanno	D12/169
D773,963 S *	12/2016	Battams	D12/163
D774,996 S *	12/2016	Wheel	D12/163
D782,374 S *	3/2017	Wheel	D12/169
D782,936 S *	4/2017	Wheel	D12/91
D784,855 S *	4/2017	Wheel	D12/91
D786,747 S *	5/2017	Woolley	D12/169
D788,655 S *	6/2017	Curic	D12/163
D789,845 S *	6/2017	Oohashi	D12/163
D791,645 S *	7/2017	Henstridge	D12/91
D795,765 S *	8/2017	Rolfs	D12/173
D798,199 S *	9/2017	Henstridge	D12/163
D806,617 S *	1/2018	Wheel	E04F 13/04 209/392
D807,789 S *	1/2018	Wheel	D25/154
D807,800 S *	1/2018	Wheel	D25/100
2017/0368727 A1 *	12/2017	Brown	B29C 45/0053 D25/154

* cited by examiner

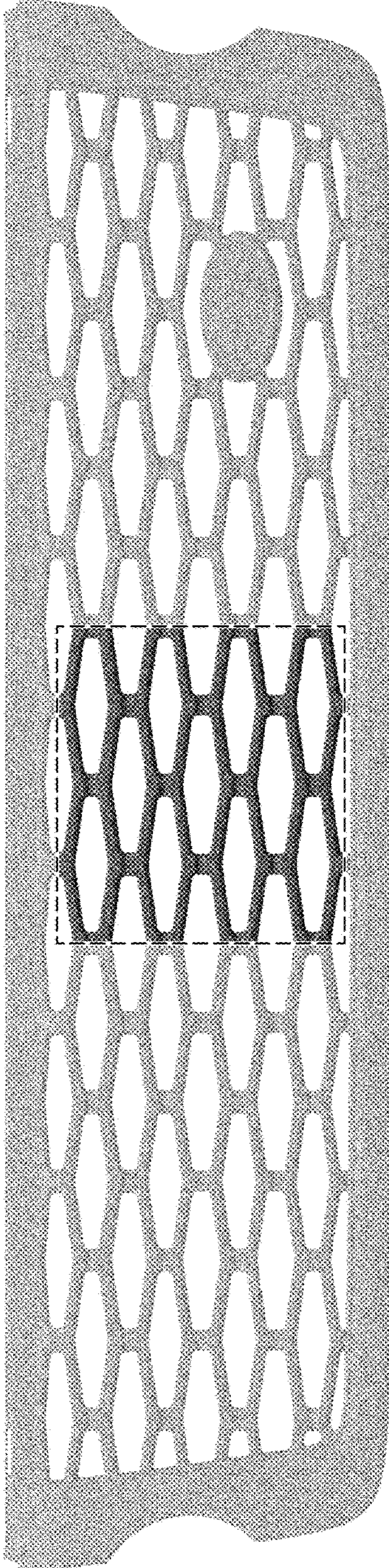


FIG. 1




FIG. 2




FIG. 3




FIG. 4