

US00D827509S

(12) **United States Design Patent** (10) **Patent No.:** **US D827,509 S**
Behmer et al. (45) **Date of Patent:** **** Sep. 4, 2018**

- (54) **VEHICLE FRONT UPPER GRILLE**
- (71) Applicant: **Ford Global Technologies, LLC**,
Dearborn, MI (US)
- (72) Inventors: **Darrell P. Behmer**, Novi, MI (US);
Melvin Betancourt, Shelby Township,
MI (US); **Craig S. Metros**, Bloomfield,
MI (US); **Christopher Stevens**, Detroit,
MI (US)
- (73) Assignee: **Ford Global Technologies, LLC**,
Dearborn, MI (US)
- (**) Term: **15 Years**
- (21) Appl. No.: **29/590,818**
- (22) Filed: **Jan. 13, 2017**
- (51) **LOC (11) Cl.** **12-16**
- (52) **U.S. Cl.**
USPC **D12/163**
- (58) **Field of Classification Search**
USPC D12/163, 164, 165, 166, 167, 168, 169,
D12/170, 171, 172, 173, 181
CPC B60K 11/08; B62L 39/16; B60R 19/50;
B62D 25/08
See application file for complete search history.

D712,320 S	9/2014	Mays et al.	
D712,321 S	9/2014	Mays et al.	
D732,443 S *	6/2015	Won	D12/169
D746,186 S	12/2015	Curic et al.	
D756,274 S	5/2016	Curic et al.	
D758,927 S *	6/2016	Messale	D12/163
D769,778 S *	10/2016	Messale	D12/163
D775,009 S *	12/2016	Baum	D12/169
D780,644 S *	3/2017	Kim	D12/163
D780,646 S *	3/2017	Wolff	D12/163
D783,466 S *	4/2017	Svensson	D12/163
D786,743 S *	5/2017	Smith	D12/163
D787,988 S *	5/2017	Lee	D12/163
D788,656 S *	6/2017	Svensson	D12/163
D789,840 S *	6/2017	Curic	D12/163
D791,653 S *	7/2017	Svensson	D12/163
D793,923 S *	8/2017	Katou	D12/169
D803,110 S *	11/2017	Seo	D12/169

* cited by examiner

Primary Examiner — Susan B Hattan

Assistant Examiner — Suzanne E Tisdell

(74) *Attorney, Agent, or Firm* — James Dottavio

(57) **CLAIM**

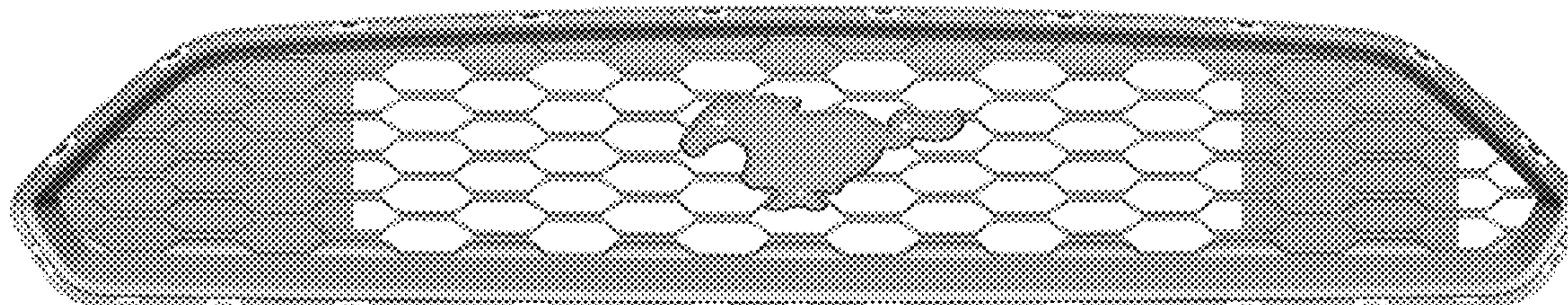
The ornamental design for a vehicle front upper grille, as shown.

DESCRIPTION

FIG. 1 is a top left perspective view of a vehicle front upper grille, showing our new design;
 FIG. 2 is a bottom left perspective view thereof;
 FIG. 3 is a top rear perspective view thereof;
 FIG. 4 is a front elevational view thereof;
 FIG. 5 is a rear elevational view thereof;
 FIG. 6 is a left side elevational view thereof;
 FIG. 7 is a right side elevational view thereof;
 FIG. 8 is a top plan view thereof; and,
 FIG. 9 is a bottom plan view thereof.

1 Claim, 9 Drawing Sheets

- (56) **References Cited**
- U.S. PATENT DOCUMENTS
- | | | | |
|--------------|---------|------------------|---------|
| D535,223 S | 1/2007 | Gaffka et al. | |
| D569,772 S | 5/2008 | Saridakis et al. | |
| D668,593 S * | 10/2012 | Imai | D12/169 |
| D678,134 S | 3/2013 | Behmer et al. | |
| D678,136 S | 3/2013 | Behmer et al. | |
| D680,919 S | 4/2013 | Behmer et al. | |
| D703,118 S * | 4/2014 | Gueler | D12/169 |
| D708,993 S | 7/2014 | Mays et al. | |






Figure 1

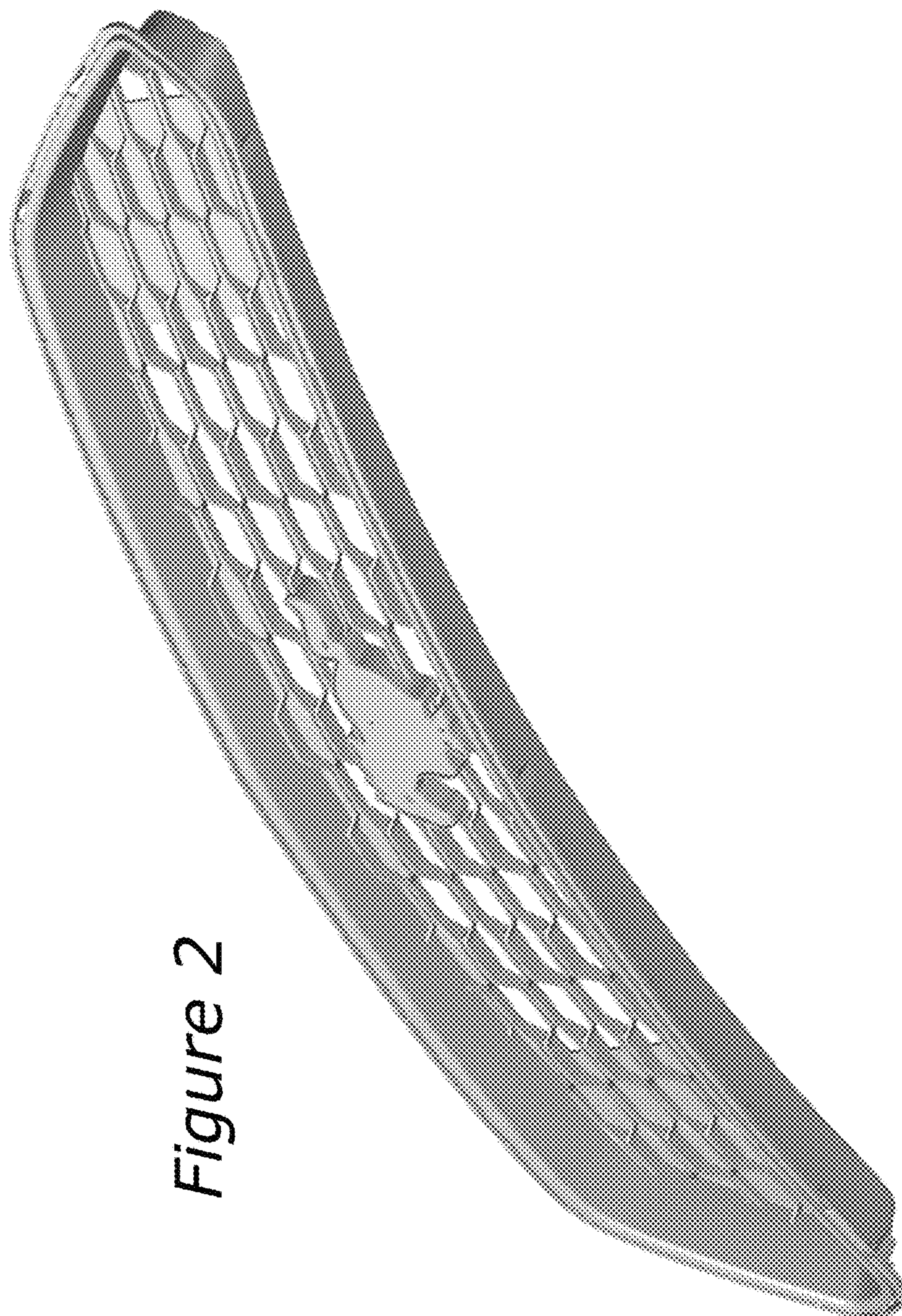


Figure 2




Figure 3




Figure 4




Figure 5




Figure 6




Figure 7




Figure 8

Figure 9

