



US00D827493S

(12) **United States Design Patent** (10) **Patent No.:** **US D827,493 S**
Wang et al. (45) **Date of Patent:** **** Sep. 4, 2018**

(54) **TRAIN**
(71) Applicant: **BYD COMPANY LIMITED**,
Shenzhen, Guangdong (CN)
(72) Inventors: **Chuanfu Wang**, Guangdong (CN);
Yubo Lian, Guangdong (CN); **Lin Ren**,
Guangdong (CN); **Wenquan Tang**,
Guangdong (CN); **Changshu**
Shangguan, Guangdong (CN); **Kai**
Guo, Guangdong (CN)

D292,971 S * 12/1987 Frech D12/37
D329,028 S * 9/1992 Malewicki D12/37
D421,581 S * 3/2000 Dimson D12/37
D478,842 S * 8/2003 Deschenes D12/43
D499,047 S * 11/2004 Meissner D12/37
D514,982 S * 2/2006 Meissner D12/37
D646,605 S * 10/2011 Okuyama D12/36
D758,243 S * 6/2016 Greenway D12/36
D758,244 S * 6/2016 Greenway D12/36
D758,920 S * 6/2016 Greenway D12/36
2015/0191180 A1 * 7/2015 Langert B61D 15/06
105/456

(73) Assignee: **BYD Company Limited**, Shenzhen,
Guangdong (CN)

(**) Term: **15 Years**

(21) Appl. No.: **29/575,808**

(22) Filed: **Aug. 29, 2016**

(30) **Foreign Application Priority Data**

Apr. 1, 2016 (CN) 2016 3 0104472

(51) **LOC (11) Cl.** **12-13**

(52) **U.S. Cl.**
USPC **D12/37**

(58) **Field of Classification Search**
USPC D12/36, 37, 38, 39, 40, 43; D21/540,
D21/541
CPC B61D 37/00; B61D 17/041; B61D 17/045;
B61D 17/00; B61D 17/12; B61D 17/04;
B61D 17/043; B61D 17/005; B61D
29/00; B61D 1/00; B61D 13/00; B61D
19/00; B61F 5/245; B60Q 3/025; B60Q
3/0256; B60Q 3/0289; B60Q 3/02
See application file for complete search history.

(56) **References Cited**

U.S. PATENT DOCUMENTS

D188,475 S * 7/1960 Hawes D12/36
D206,838 S * 1/1967 Gurr D12/37

OTHER PUBLICATIONS

YouTube—New China TV, BYD unveils first overground monorail system, Oct. 15, 2016, [site visited Mar. 26, 2018], Available on the Internet URL <https://www.youtube.com/watch?v=fW3U397cRZc>.*

* cited by examiner

Primary Examiner — Karen S Acker

Assistant Examiner — Steven B Reinholdt, Jr.

(74) *Attorney, Agent, or Firm* — Sheppard, Mullin,
Richter & Hampton LLP


(57) **CLAIM**

An ornamental design for a train, as shown and described.

DESCRIPTION

FIG. 1 is a front view of a train in accordance with our design;
FIG. 2 is a left side view thereof;
FIG. 3 is a top view thereof;
FIG. 4 is a first perspective view thereof; and,
FIG. 5 is a second perspective view thereof.

1 Claim, 4 Drawing Sheets



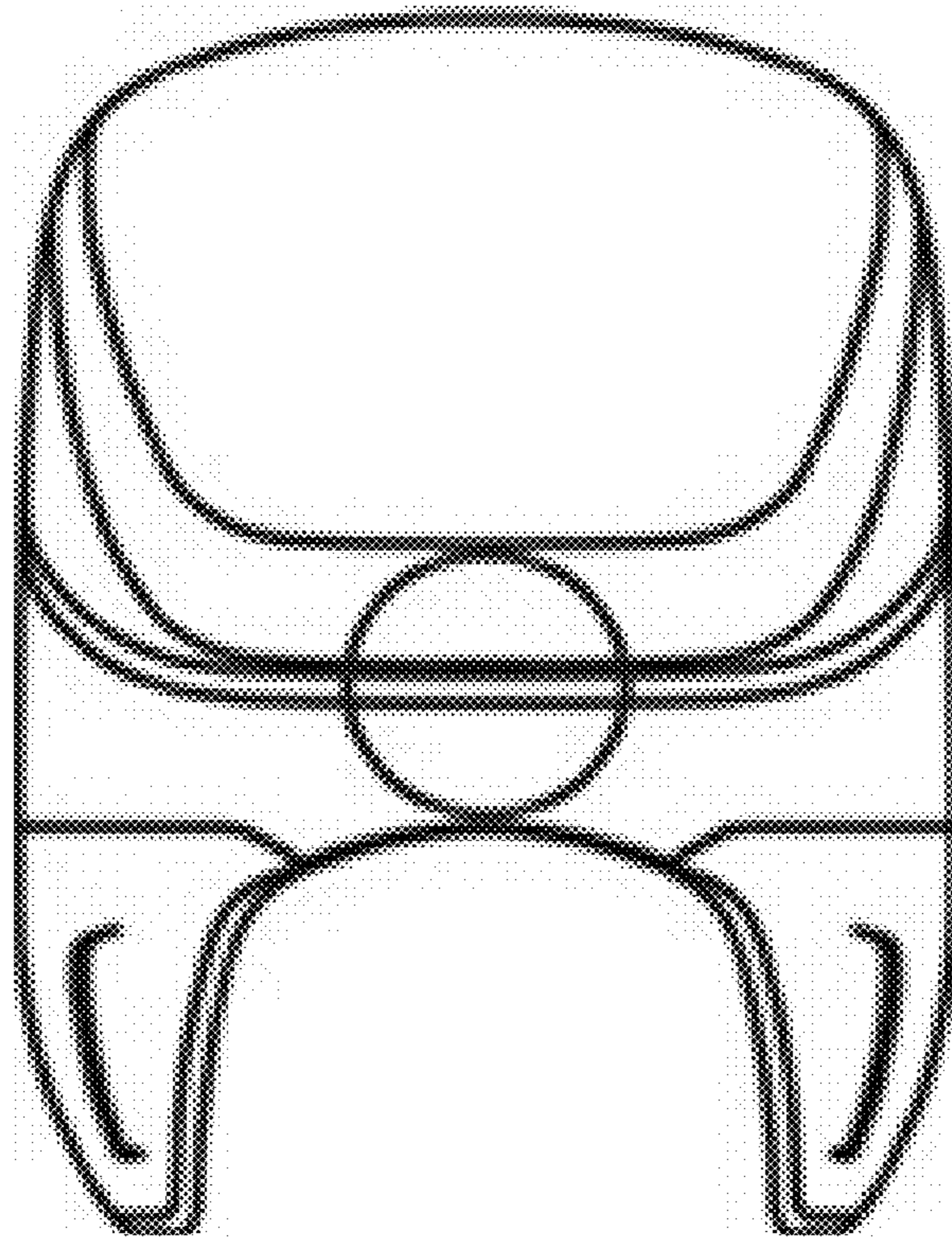


FIG. 1




FIG. 2




FIG. 3



FIG. 4

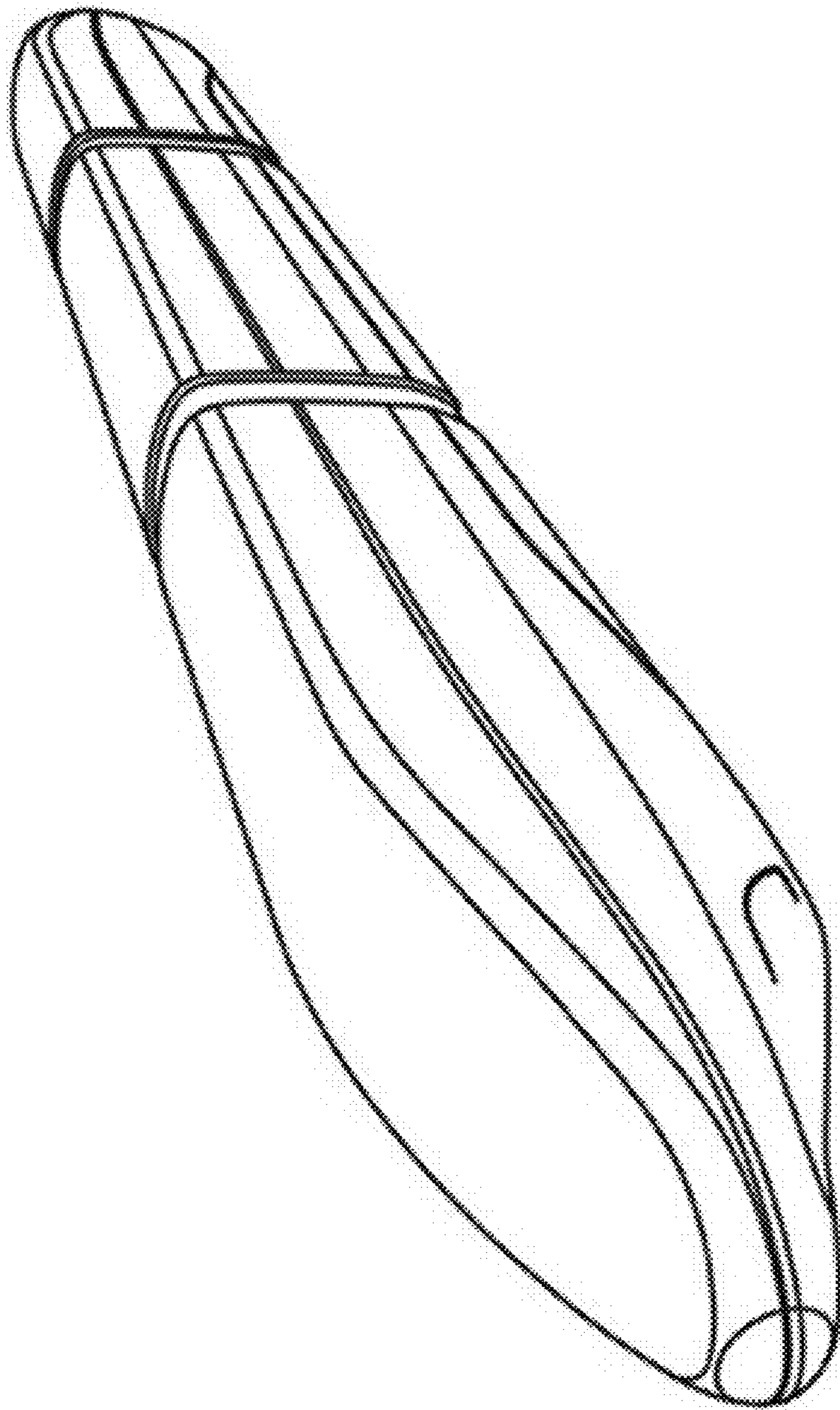


FIG. 5