



US00D827483S

(12) **United States Design Patent** (10) **Patent No.:** **US D827,483 S**
Lucarelli (45) **Date of Patent:** **** Sep. 4, 2018**

(54) **SELF-DEFENSE NECKLACE PENDANT**
(71) Applicant: **Laura Ann Lucarelli**, Chicago, IL (US)
(72) Inventor: **Laura Ann Lucarelli**, Chicago, IL (US)

D379,117 S * 5/1997 Ortiz D3/20
6,644,513 B1 11/2003 Nesbitt
D530,133 S * 10/2006 Wilkins D6/581
D660,183 S * 5/2012 Giannini D10/30
D683,991 S * 6/2013 Smith D6/581
D730,637 S * 6/2015 Maddocks D2/946

(**) Term: **15 Years**

(21) Appl. No.: **29/557,311**

(22) Filed: **Mar. 8, 2016**

(51) **LOC (11) Cl.** **11-01**

(52) **U.S. Cl.**
USPC **D11/79; D22/117**

(58) **Field of Classification Search**
USPC D11/79–86, 43, 44, 45, 1, 2, 3, 48, 73,
D11/95, 99, 7, 8; D3/207–211, 215;
D22/117, 199
CPC A44C 1/00; A44C 3/00; A44C 5/0007;
A44C 5/0015; A44C 5/0038; A44C
15/00; A44C 15/001; A44C 15/0015;
A44C 15/002; A44C 15/0025; A44C
15/003; A44C 15/005; A44C 15/0055;
A44C 15/006; A44C 25/00; A44C
25/001; A44C 25/002; A44C 25/004;
A44C 25/005; A44C 25/007
See application file for complete search history.

(56) **References Cited**

U.S. PATENT DOCUMENTS

D1,604 S * 6/1862 Kely D6/581
D11,457 S * 10/1879 Aikin D11/79
286,545 A * 10/1883 Knapp A44C 25/001
428/28
D157,702 S * 3/1950 Reilly D11/2
2,762,056 A * 9/1956 Glagovsky D04D 7/00
24/715.5
D283,990 S * 5/1986 Davidson D11/97
D350,645 S * 9/1994 Bagnall D3/208
5,433,981 A * 7/1995 Chalfin D04D 7/08
428/28

OTHER PUBLICATIONS

[Online] https://pbs.twimg.com/profile_images/803438177256087552/0H4tUSTE_400x400.jpg. Retrieved Jan. 2, 2017.*

Atik, Chiara, “Crystal-Studded Pepper Spray—Stylish or Offensive,” Today, www.today.com, Dec. 21, 2011, webpage accessed on Mar. 8, 2016 at http://www.today.com/id/45752046/ns/today-today_style/t/crystal-studded-pepper-spray-stylish-or-offensive/#.Vt8e-53nZG-.

* cited by examiner

Primary Examiner — Melanie Pellegrini
(74) *Attorney, Agent, or Firm* — Taft Stettinius & Hollister LLP


(57) **CLAIM**

The ornamental design for a self-defense necklace pendant, as shown and described.

DESCRIPTION

FIG. 1 is a perspective view of a self-defense necklace pendant, showing the new design; FIG. 2 is a front elevational view thereof; FIG. 3 is a rear elevational view thereof; FIG. 4 is a left-side elevational view thereof, the right-side elevational view being a mirror image thereof; FIG. 5 is a top plan view thereof; and, FIG. 6 is bottom plan view thereof. The broken lines represent environmental structure as well as portions of the self-defense necklace pendant that form no part of the claimed design.

1 Claim, 3 Drawing Sheets



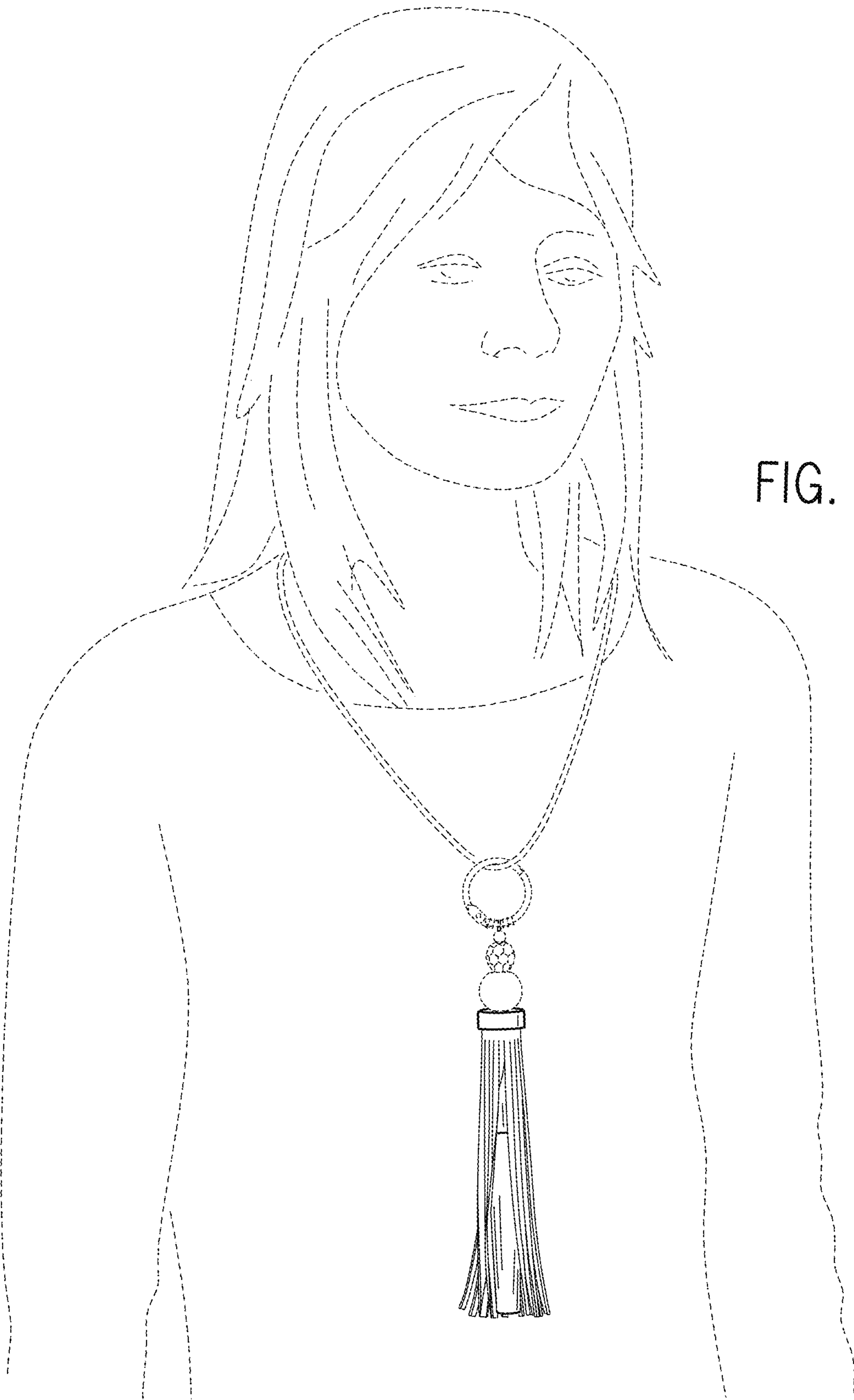


FIG. 1

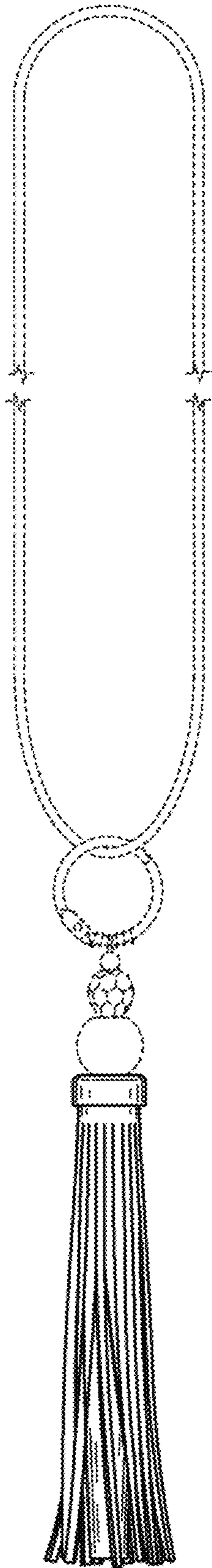


FIG. 2

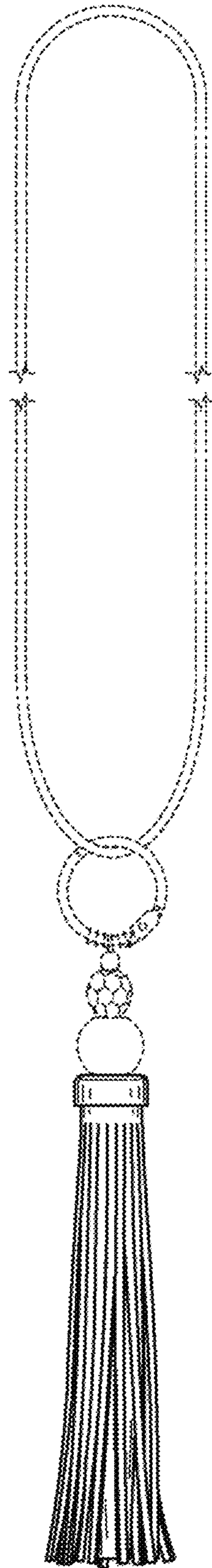


FIG. 3

FIG. 4





FIG. 5

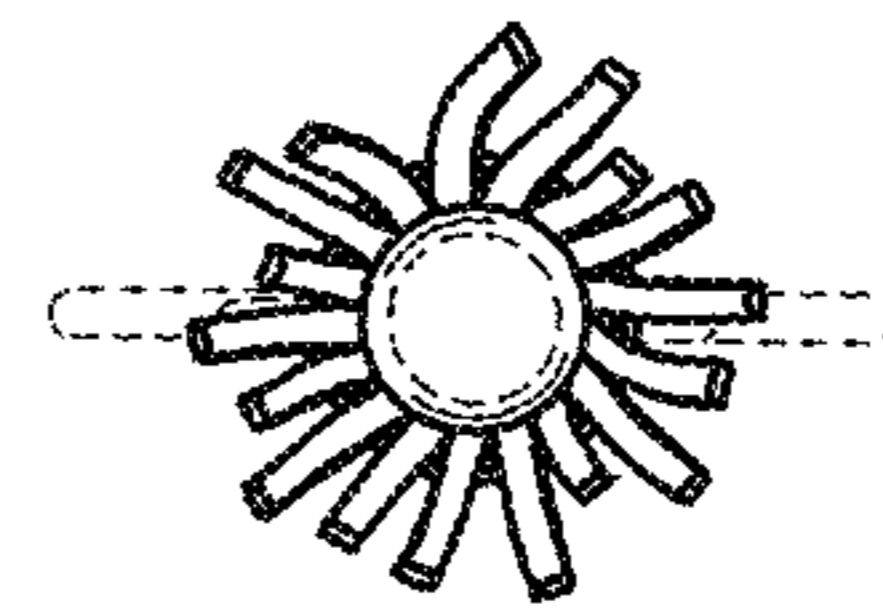


FIG. 6