



US00D827480S

(12) **United States Design Patent**  
**Galli**

(10) **Patent No.:** **US D827,480 S**

(45) **Date of Patent:** **\*\* Sep. 4, 2018**

(54) **NECKLACE**

(71) Applicant: **HARRY WINSTON SA,**  
Plan-les-Ouates (CH)

(72) Inventor: **Maurice Galli,** Plan-les-Ouates (CA)

(73) Assignee: **Harry Winston SA,** Plan-les-Ouates  
(CH)

(\*\*) Term: **15 Years**

(21) Appl. No.: **29/604,222**

(22) Filed: **May 16, 2017**

(30) **Foreign Application Priority Data**

Nov. 16, 2016 (WO) ..... DM/093 501

(51) **LOC (11) Cl.** ..... **11-01**

(52) **U.S. Cl.**  
USPC ..... **D11/7; D11/16**

(58) **Field of Classification Search**  
USPC .... D11/1-25, 40-44, 79-84, 91, 92, 66, 67,  
D11/68, 69  
CPC .. A44C 5/00; A44C 1/00; A44C 7/002; A44C  
11/00; A44C 11/007; A44C 23/00; A44C  
25/00; A44C 25/001; A44C 25/007; A44C  
17/02; A44C 17/0241; A44C 17/0266;  
A44C 17/0275

See application file for complete search history.

(56) **References Cited**

**U.S. PATENT DOCUMENTS**

D151,538 S \* 10/1948 Philippe ..... D11/67  
D151,707 S \* 11/1948 Philippe ..... D11/7  
D173,207 S \* 10/1954 Katz ..... D11/67  
5,363,675 A \* 11/1994 Carter ..... A44C 7/009  
63/12  
D564,391 S \* 3/2008 Karachi-Langane ..... D11/84

D721,982 S \* 2/2015 Yatsugi-Kang ..... D11/16  
D729,104 S \* 5/2015 Kwon ..... D11/7  
D751,451 S \* 3/2016 Kwon ..... D11/42  
D761,684 S \* 7/2016 Yatsugi-Kang ..... D11/7  
D779,361 S \* 2/2017 Yatsugi-Kang ..... D11/7  
D780,619 S \* 3/2017 Riviere ..... D11/43  
D783,442 S \* 4/2017 Yatsugi-Kang ..... D11/40  
D813,079 S \* 3/2018 Galli ..... D11/34

**OTHER PUBLICATIONS**

[Online] Pirouette by Harry Winston, Diamond Pendant. <http://www.harrywinston.com/en/pirouette-harry-winston-diamond-pendant/>. Retrieved Mar. 30, 2018.\*

[Online] <https://towsontowncenterguru.files.wordpress.com/2013/04/victoriapendantearrings.jpg>. Retrieved Mar. 30, 2018. Posted online Apr. 2013.\*

\* cited by examiner

*Primary Examiner* — Melanie Pellegrini

(74) *Attorney, Agent, or Firm* — Blank Rome LLP

(57) **CLAIM**

The ornamental design for a necklace, as shown and described.

**DESCRIPTION**

FIG. 1 is a front right perspective view of a necklace showing his new design;  
FIG. 2 is a front view thereof;  
FIG. 3 is a rear view thereof;  
FIG. 4 is a left side view thereof;  
FIG. 5 is a right side view thereof;  
FIG. 6 is a top view thereof;  
FIG. 7 is a bottom view thereof; and,  
FIG. 8 is a rear left perspective view thereof.  
The chain element is shown with portions cut away to indicate a non-specified length.

**1 Claim, 6 Drawing Sheets**





FIG. 1



FIG. 2



FIG. 3

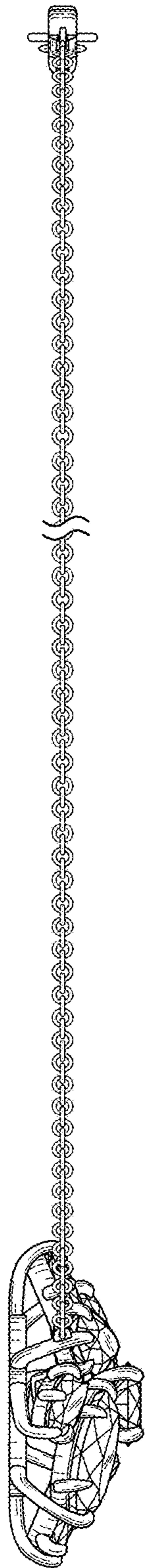


FIG. 4




FIG. 5

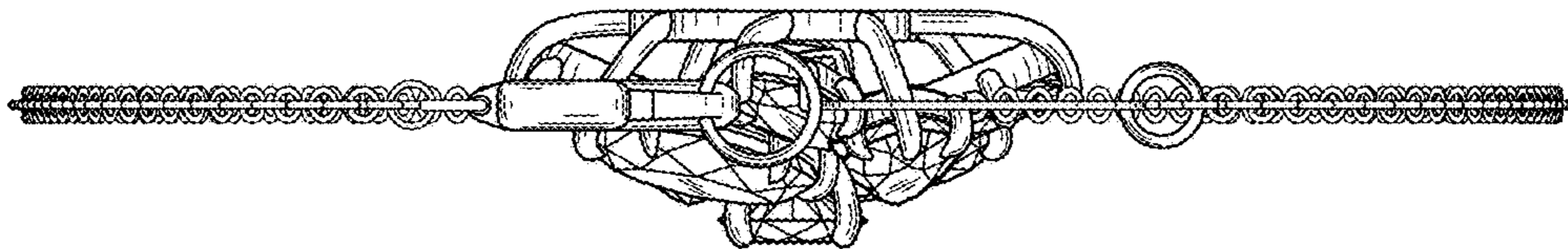


FIG. 6

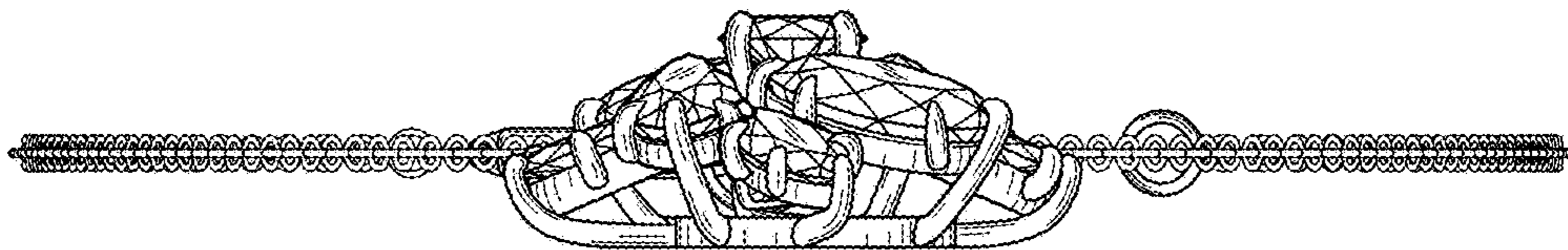


FIG. 7



FIG. 8