



US00D827412S

(12) **United States Design Patent**  
**Kim et al.**

(10) **Patent No.:** **US D827,412 S**  
(45) **Date of Patent:** **\*\* Sep. 4, 2018**

(54) **HANDLE FOR HOME APPLIANCE**

(71) Applicant: **SAMSUNG ELECTRONICS CO., LTD.**, Suwon-si, Gyeonggi-do (KR)

(72) Inventors: **Kisoo Kim**, Gunpo-si (KR); **Seokwoo Kim**, Seoul (KR); **Kisang Yoon**, Daejeon (KR); **Sanghyun Lee**, Seoul (KR); **Junkyo Lee**, Seongnam-si (KR)

(73) Assignee: **SAMSUNG ELECTRONICS CO., LTD.**, Gyeonggi-Do (KR)

(\*\*) Term: **15 Years**

(21) Appl. No.: **29/606,592**

(22) Filed: **Jun. 6, 2017**

(30) **Foreign Application Priority Data**

Dec. 26, 2016 (KR) ..... 30-2016-0063158

(51) **LOC (11) Cl.** ..... **08-06**

(52) **U.S. Cl.**  
USPC ..... **D8/319**; D8/315

(58) **Field of Classification Search**  
USPC ..... D32/1, 2, 3, 25, 28; D8/301, 306, 315, D8/317, 319, 320, 338, 352, 353, DIG. 1  
See application file for complete search history.

(56) **References Cited**

**U.S. PATENT DOCUMENTS**

D588,172 S \* 3/2009 Yang ..... D15/89  
D610,173 S \* 2/2010 Kim ..... D15/89

D612,677 S \* 3/2010 Jeon ..... D15/89  
D732,249 S \* 6/2015 Roberson ..... D32/3  
D736,055 S \* 8/2015 Funnell, II ..... D8/315  
D749,393 S \* 2/2016 Lee ..... D15/89  
D763,654 S \* 8/2016 Chung ..... D8/315  
D764,890 S \* 8/2016 Shoemaker ..... D15/89

**FOREIGN PATENT DOCUMENTS**

CN 301283169 S 7/2010  
CN 301946311 S 6/2012  
EM 001899055-0009 8/2011

\* cited by examiner

*Primary Examiner* — Lakiya G Rogers  
*Assistant Examiner* — Harold E Blackwell, II  
(74) *Attorney, Agent, or Firm* — Cantor Colburn LLP

(57) **CLAIM**

The ornamental design for a handle for home appliance, as shown and described.

**DESCRIPTION**

FIG. 1 is a front perspective view of a handle for home appliance showing our new design;  
FIG. 2 is a front view thereof;  
FIG. 3 is a rear view thereof;  
FIG. 4 is a left-side view thereof;  
FIG. 5 is a right-side view thereof;  
FIG. 6 is a top view thereof; and,  
FIG. 7 is a bottom view thereof.

The broken lines illustrating portions of the Handle for home appliance form no part of the claimed design.

**1 Claim, 6 Drawing Sheets**

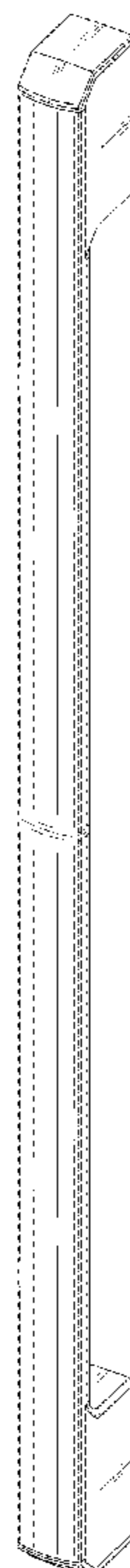


FIG. 1

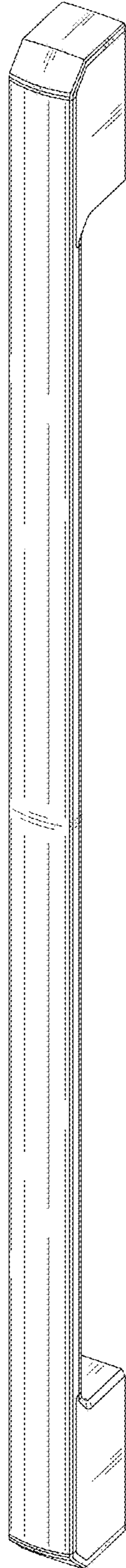


FIG. 2




FIG. 3

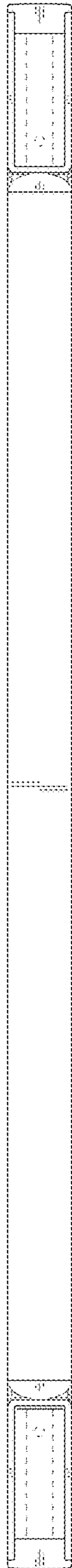


FIG. 4

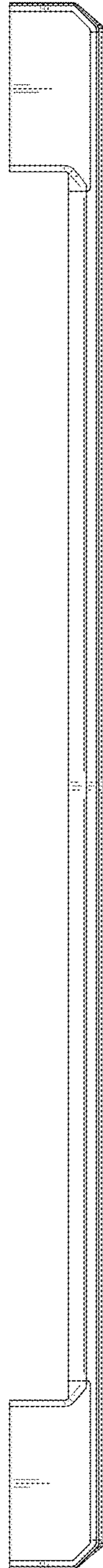


FIG. 5



FIG. 6




FIG. 7

