



US00D827393S

(12) **United States Design Patent**
Liming et al.

(10) **Patent No.:** **US D827,393 S**
(45) **Date of Patent:** **** Sep. 4, 2018**

- (54) **PLASTIC CUTLERY HANDLE**
- (71) Applicant: **Huhtamaki, Inc.**, De Soto, KS (US)
- (72) Inventors: **Michael A. Liming**, New Vienna, OH (US); **Gregory L. Webb**, Wilmington, OH (US)
- (73) Assignee: **HUHTAMAKI, INC.**, De Soto, KS (US)
- (**) Term: **15 Years**
- (21) Appl. No.: **29/617,620**
- (22) Filed: **Sep. 14, 2017**
- (51) **LOC (11) Cl.** **07-03**
- (52) **U.S. Cl.**
USPC **D7/664; D7/395; D7/401.2; D7/642; D7/653**
- (58) **Field of Classification Search**
USPC D7/349, 368, 395, 401.2, 642-645, D7/653-664, 669, 675-677, 683, D7/687-689, 691; D8/22, 99, 107, D8/300-301; D22/117-118; D24/147
CPC ... A01D 9/02; A01D 9/04; A01D 9/06; A47G 21/00; A47G 21/004; A47G 21/005; A47G 21/02; A47G 21/023; A47G 21/04; A47G 21/06; A47G 21/08; A47J 43/28; A47J 43/281; A47J 43/282; A61F 13/10; A61J 7/0023; B25G 1/00; B25G 1/01; B25G 1/02; B25G 3/00; B65D 75/56; B65D 75/563; B65D 75/566; B67B 7/00; B67B 7/724; B67B 7/73
See application file for complete search history.

- (56) **References Cited**
U.S. PATENT DOCUMENTS
D21,614 S * 6/1892 McLeod D7/395
D436,813 S * 1/2001 Kobayashi D8/22

D467,658 S *	12/2002	Goodwin	A61B 17/3211 D24/133
D479,103 S	9/2003	McMullin	
D554,952 S	11/2007	Smith	
D555,433 S	11/2007	Koennecke	
D557,083 S *	12/2007	Medling	D7/653
D572,543 S	7/2008	Koennecke	
D634,577 S	3/2011	Oakes	
D634,974 S	3/2011	Oakes	
D675,868 S	2/2013	Liming et al.	
D686,467 S *	7/2013	Barnett	D7/401.2
D686,889 S	7/2013	Dang	
D699,315 S *	2/2014	Seeds	D22/118
D700,022 S *	2/2014	Stanford	D7/401.2
D700,811 S *	3/2014	Lin	D7/401.2
D717,111 S *	11/2014	Wang	D7/401.2
D717,112 S *	11/2014	Wang	D7/401.2
D737,110 S *	8/2015	Schuft	D8/99
D770,217 S *	11/2016	Yang	D7/349
D770,219 S *	11/2016	Yang	D7/349
2008/0184526 A1	8/2008	Bugatti	


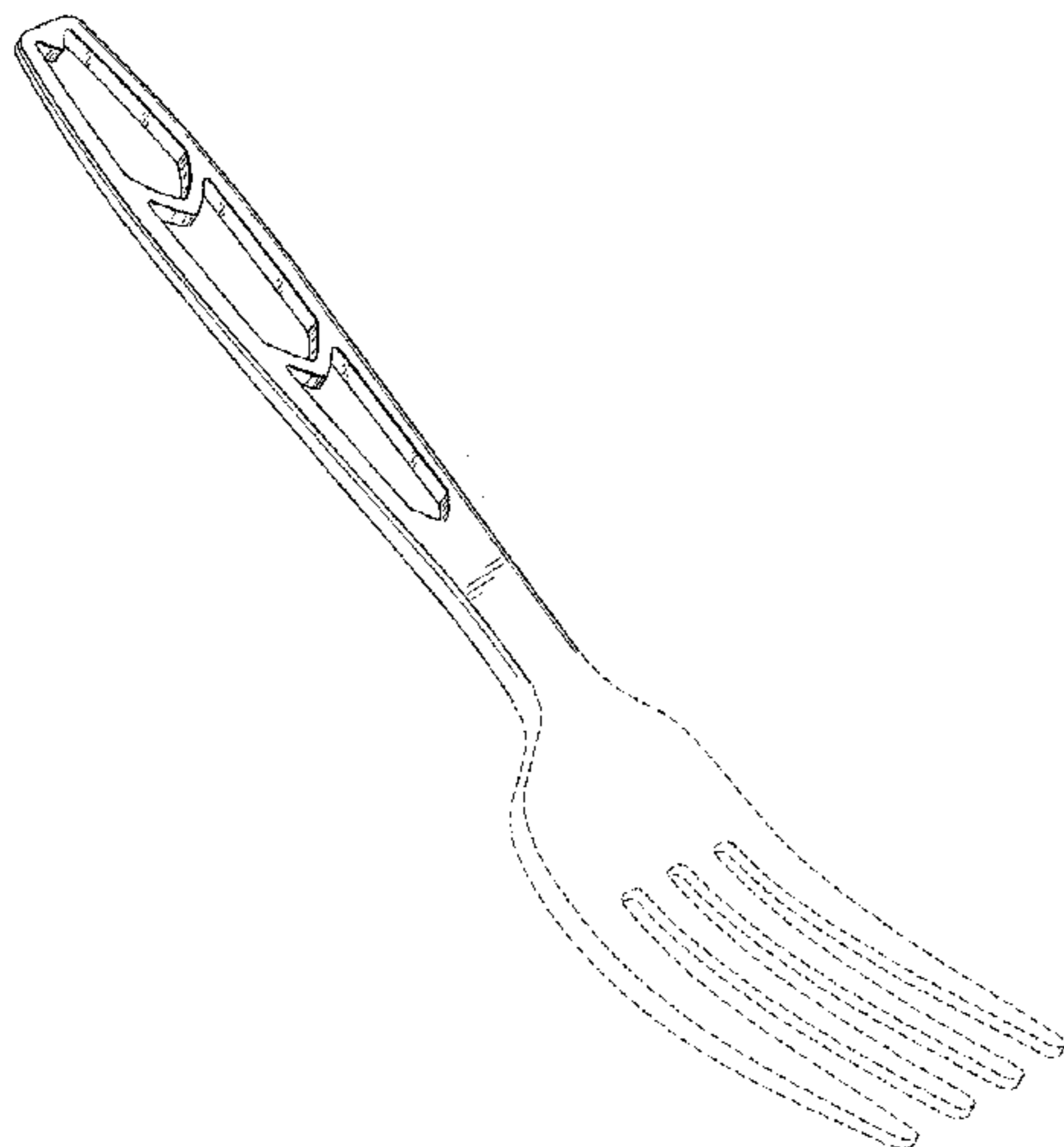
(Continued)

Primary Examiner — Ricky Pham
(74) *Attorney, Agent, or Firm* — Husch Blackwell LLP

(57) **CLAIM**
The ornamental design for a plastic cutlery handle, as shown and described.

DESCRIPTION
FIG. 1 is a perspective view of a plastic cutlery handle showing the new design;
FIG. 2 is a top plan view thereof;
FIG. 3 is a front elevational view thereof;
FIG. 4 is a right side elevational view thereof;
FIG. 5 is a left side elevational view thereof;
FIG. 6 is a rear elevational view thereof; and,
FIG. 7 is a bottom plan view thereof.
The broken lines shown in the drawings are for illustrative purposes only and form no part of the claimed design.

1 Claim, 3 Drawing Sheets



(56)

References Cited

U.S. PATENT DOCUMENTS

2008/0256806 A1 10/2008 Medling et al.
2009/0019709 A1 1/2009 Fisher et al.

* cited by examiner

FIG. 1

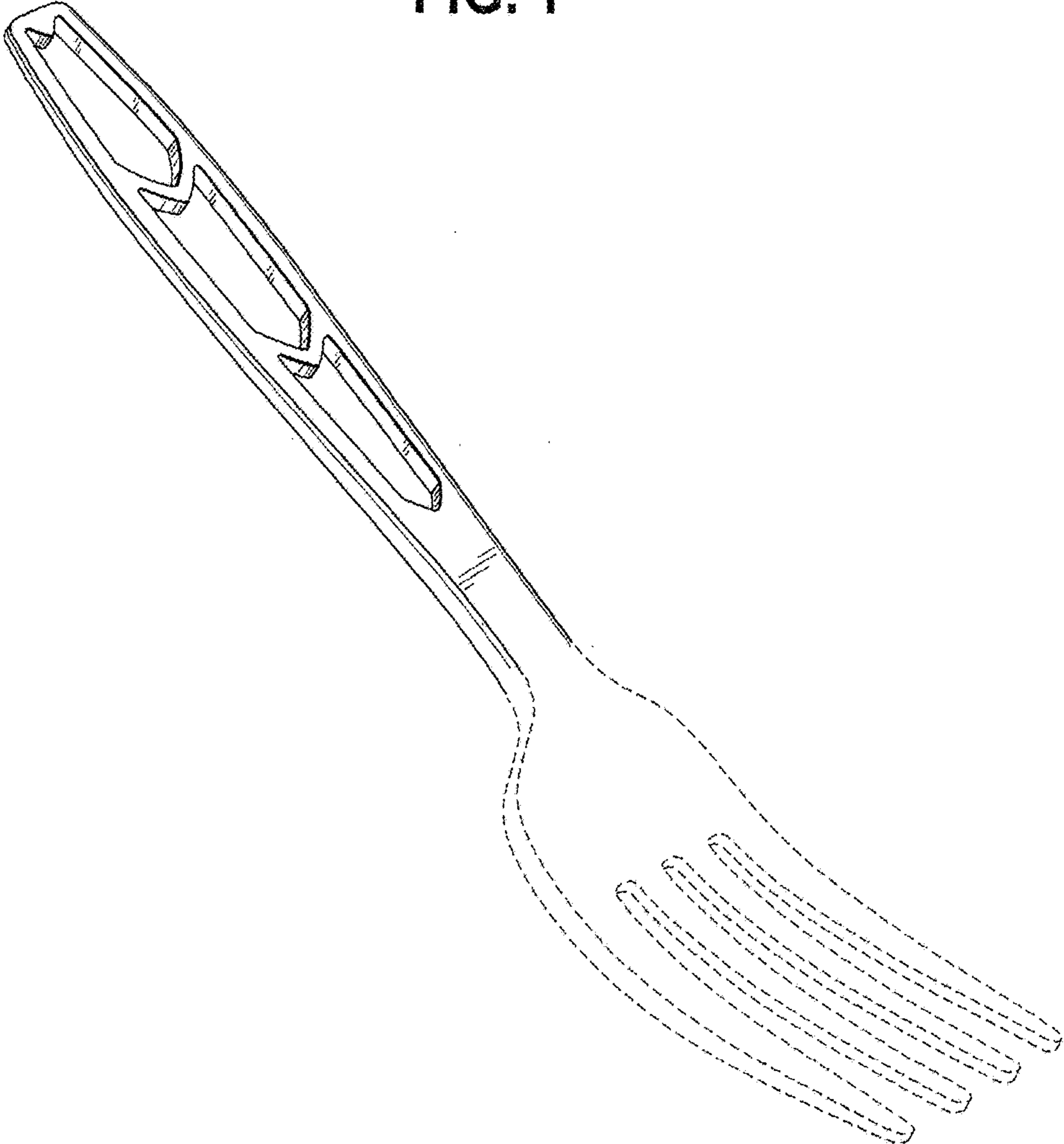


FIG. 2

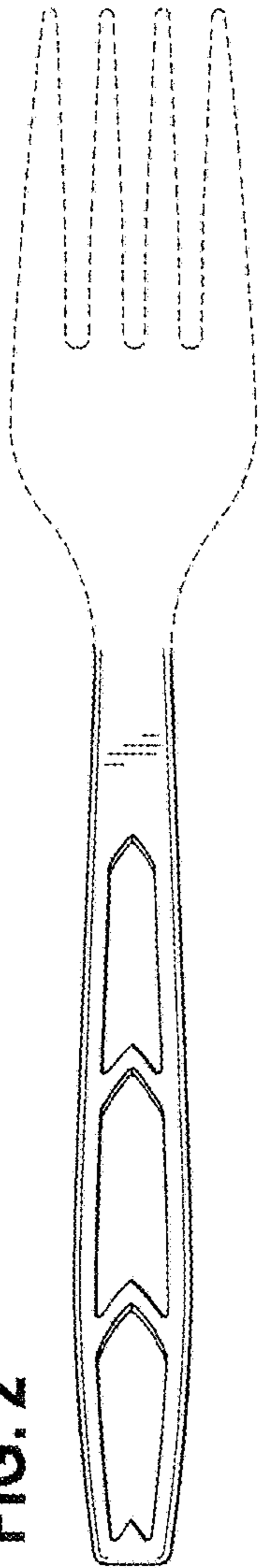


FIG. 3

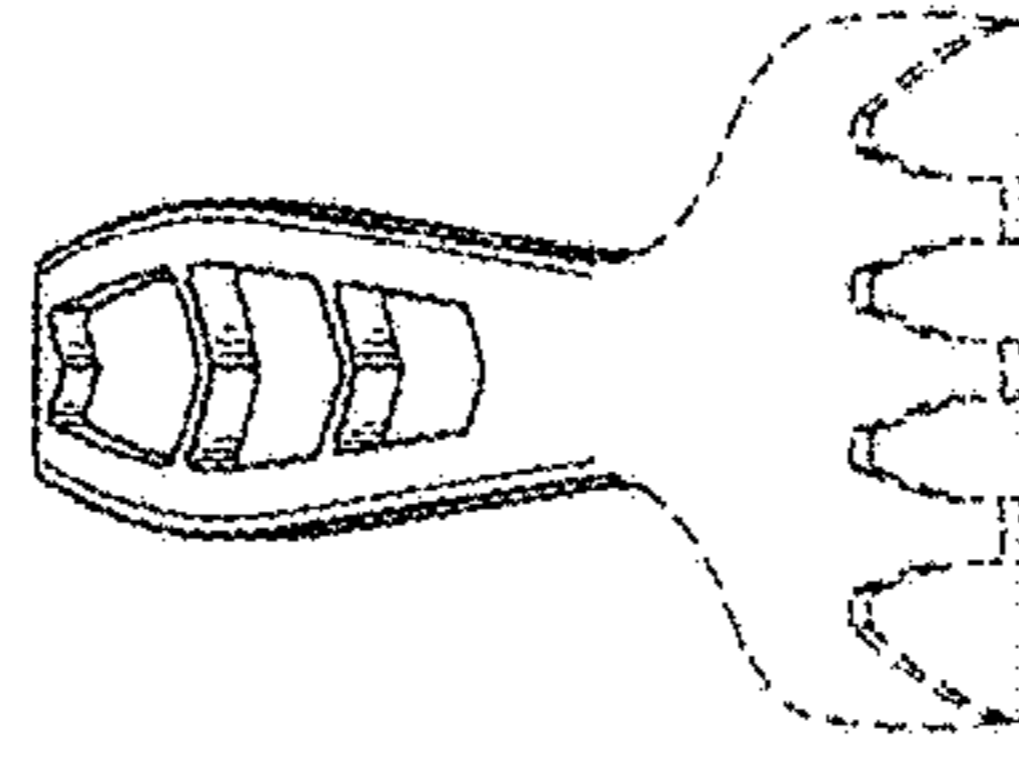
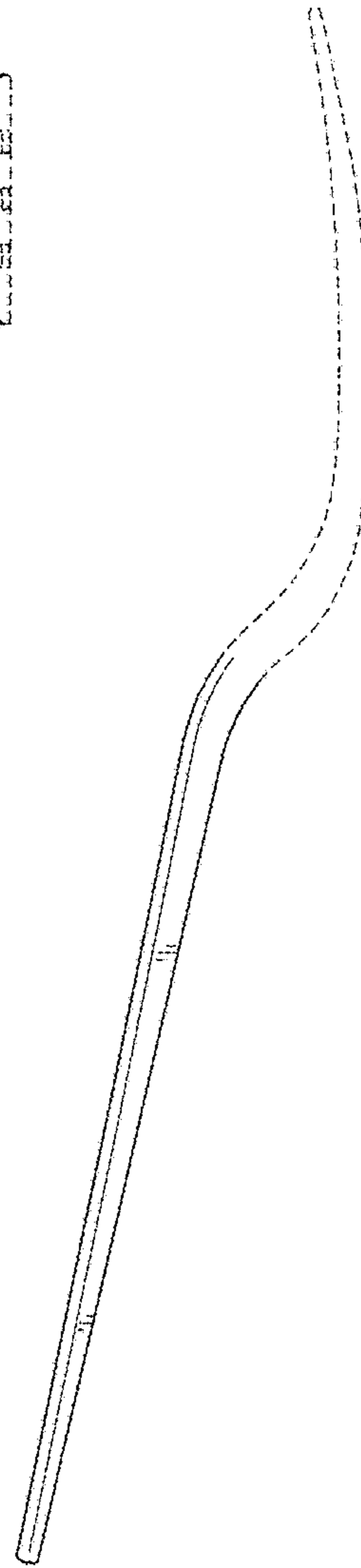


FIG. 4



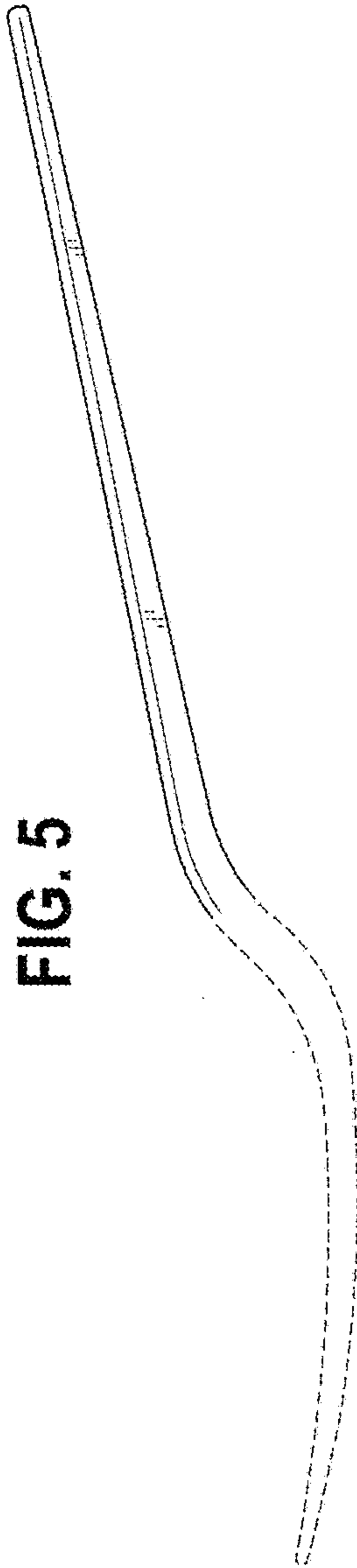


FIG. 6

