



US00D827388S

(12) **United States Design Patent** (10) **Patent No.:** **US D827,388 S**  
**Kander** (45) **Date of Patent:** **\*\* Sep. 4, 2018**

(54) **INSULATED WATER BOTTLE**  
(71) Applicant: **Welly, L.L.C.**, New York City, NY  
(US)  
(72) Inventor: **Benjamin Kander**, New York City, NY  
(US)  
(\*\*) Term: **15 Years**  
(21) Appl. No.: **29/586,634**  
(22) Filed: **Dec. 6, 2016**  
(51) **LOC (11) Cl.** ..... **07-01**  
(52) **U.S. Cl.**  
USPC ..... **D7/608**; D9/454; D9/503  
(58) **Field of Classification Search**  
USPC ..... D7/605–608, 509–511; D9/500,  
D9/502–504, 516, 549, 557, 558, 434,  
D9/435, 443, 454  
CPC ..... A47J 41/02; A47J 41/0077; A47J 41/024;  
B65D 1/0215; B65D 23/0814; B65D  
23/0878; B65D 81/3846; B65D 81/3886;  
F25D 3/08; F25D 3/14  
See application file for complete search history.

D466,814 S \* 12/2002 Hurlbut ..... D9/504  
D488,357 S \* 4/2004 Cabey  
D539,655 S \* 4/2007 Kipperman ..... D9/529  
D557,994 S \* 12/2007 Wahl ..... D7/608  
D592,909 S \* 5/2009 Alviar ..... D7/510  
D629,657 S \* 12/2010 Carreno ..... D7/629  
D629,689 S \* 12/2010 Cresswell ..... D9/500  
D639,166 S \* 6/2011 Carreno ..... D9/504  
D641,591 S \* 7/2011 Tsukida ..... D7/608  
D648,984 S 11/2011 Gullickson et al.  
D652,682 S \* 1/2012 Eyal ..... D7/510  
D687,677 S 8/2013 Sturgess  
D699,516 S 2/2014 Kim et al.  
D700,014 S 2/2014 Zeanah  
D741,655 S 10/2015 Whelan et al.  
D813,681 S 3/2018 Burns et al.

\* cited by examiner

*Primary Examiner* — Terry A Wallace  
(74) *Attorney, Agent, or Firm* — Cozen O'Connor

(57) **CLAIM**

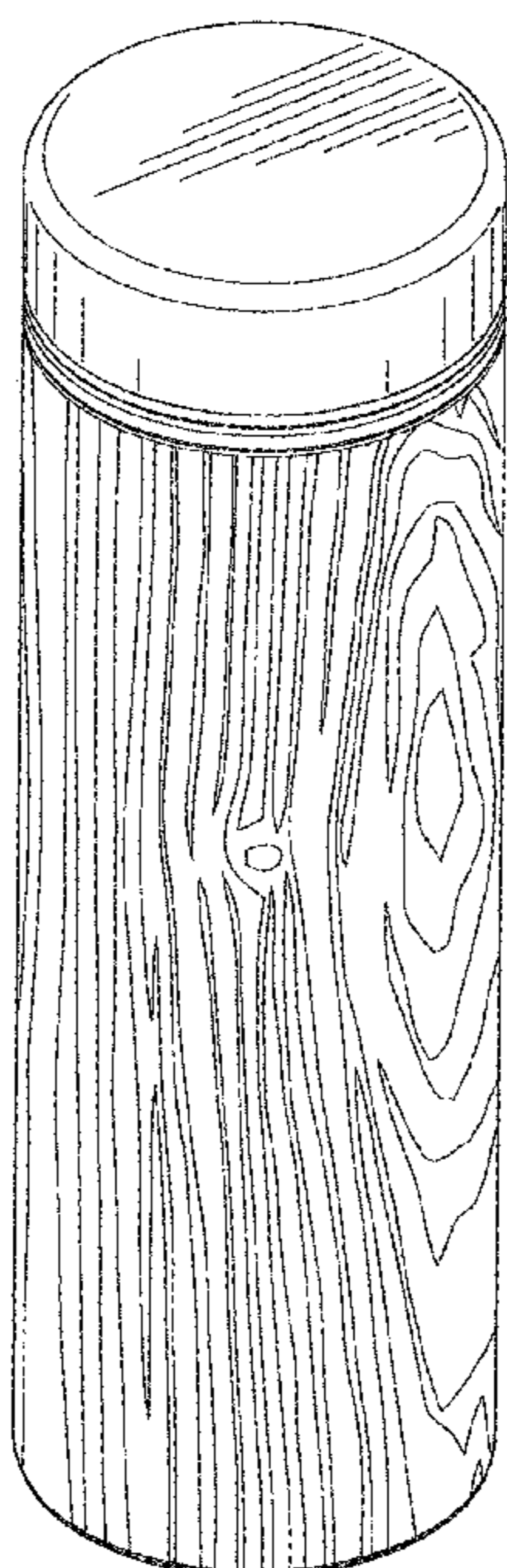
The ornamental design for a insulated water bottle, as shown and described.

**DESCRIPTION**

FIG. 1 is a front, side, top perspective view of an insulated water bottle showing our new design.  
FIG. 2 is a rear, side, bottom perspective view thereof.  
FIG. 3 is an exploded perspective view thereof.  
FIG. 4 is a left side view thereof.  
FIG. 5 is a right side view thereof.  
FIG. 6 is a front view thereof.  
FIG. 7 is a rear view thereof.  
FIG. 8 is a top plan view thereof; and,  
FIG. 9 is a bottom plan view thereof.

**1 Claim, 5 Drawing Sheets**

(56) **References Cited**  
U.S. PATENT DOCUMENTS  
3,982,651 A \* 9/1976 Braun ..... B65D 41/17  
220/260  
D246,029 S \* 10/1977 Lynn ..... D9/780  
D278,121 S \* 3/1985 Sussman ..... D9/504  
D286,604 S \* 11/1986 Bierlein ..... D11/152  
5,186,350 A \* 2/1993 McBride ..... A47G 23/0233  
206/818  
D405,609 S \* 2/1999 Fu ..... D3/302  
6,119,888 A \* 9/2000 Goto ..... A47J 41/0083  
215/13.1






FIG. 1




FIG. 2

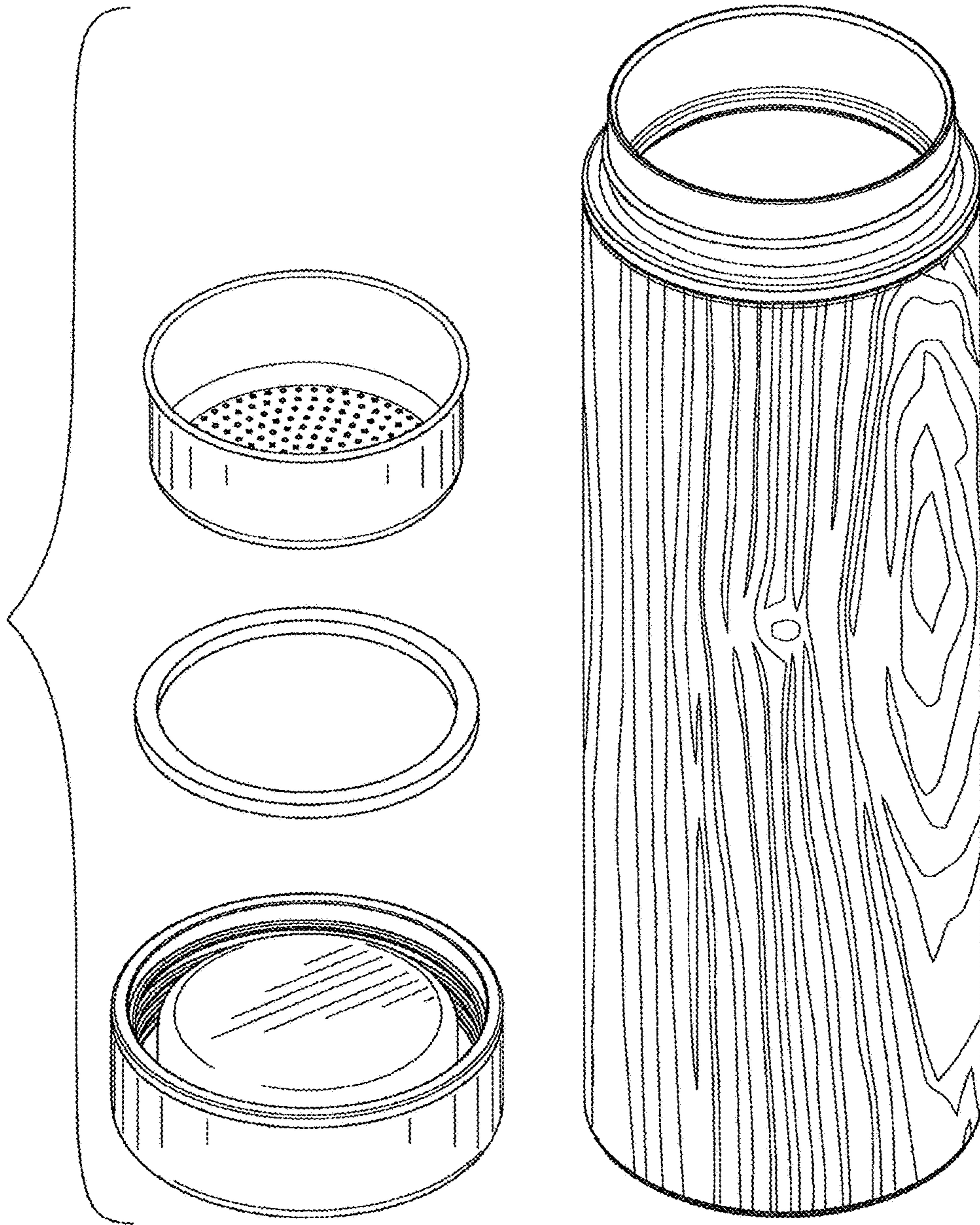


FIG. 3




FIG. 4




FIG. 5

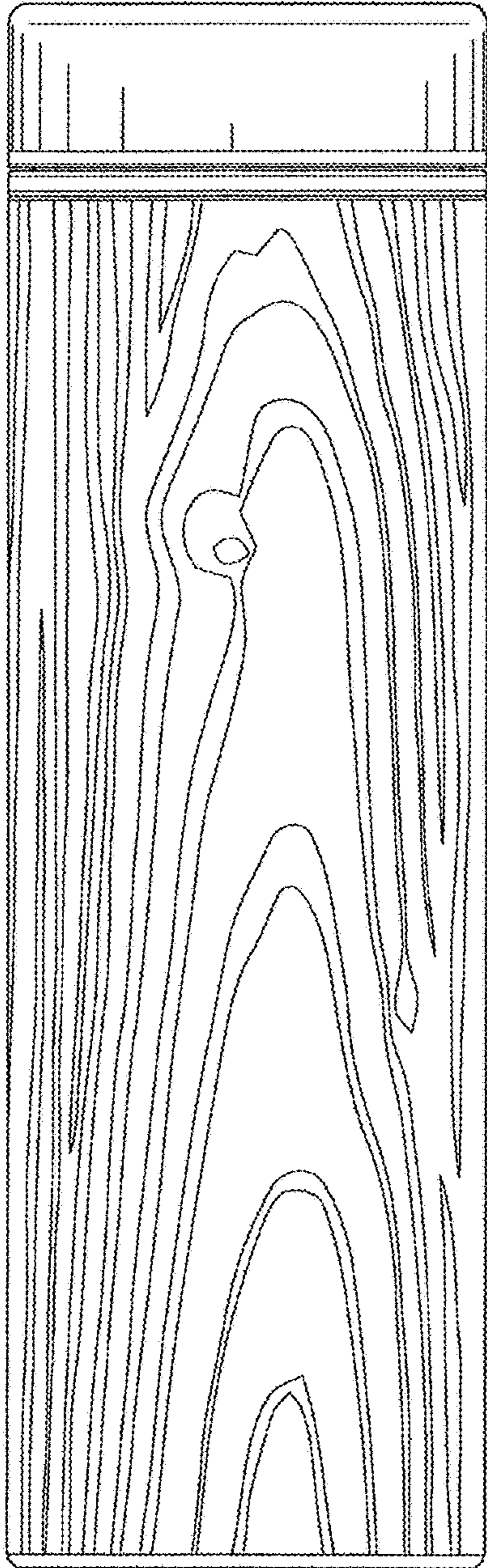


FIG. 6

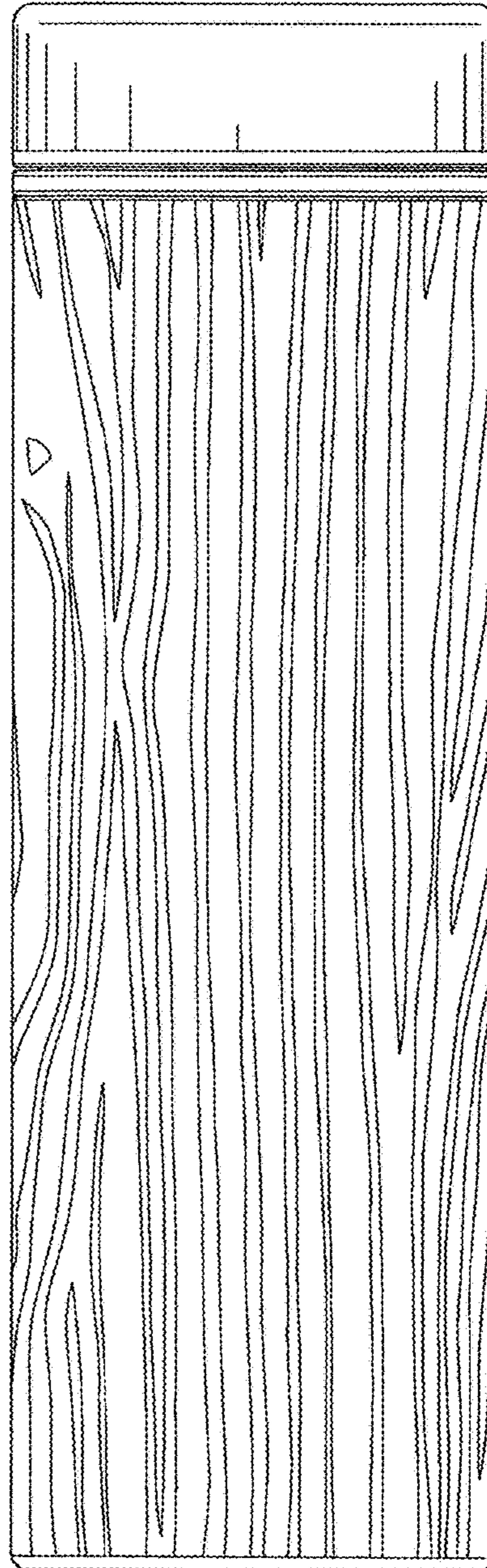


FIG. 7

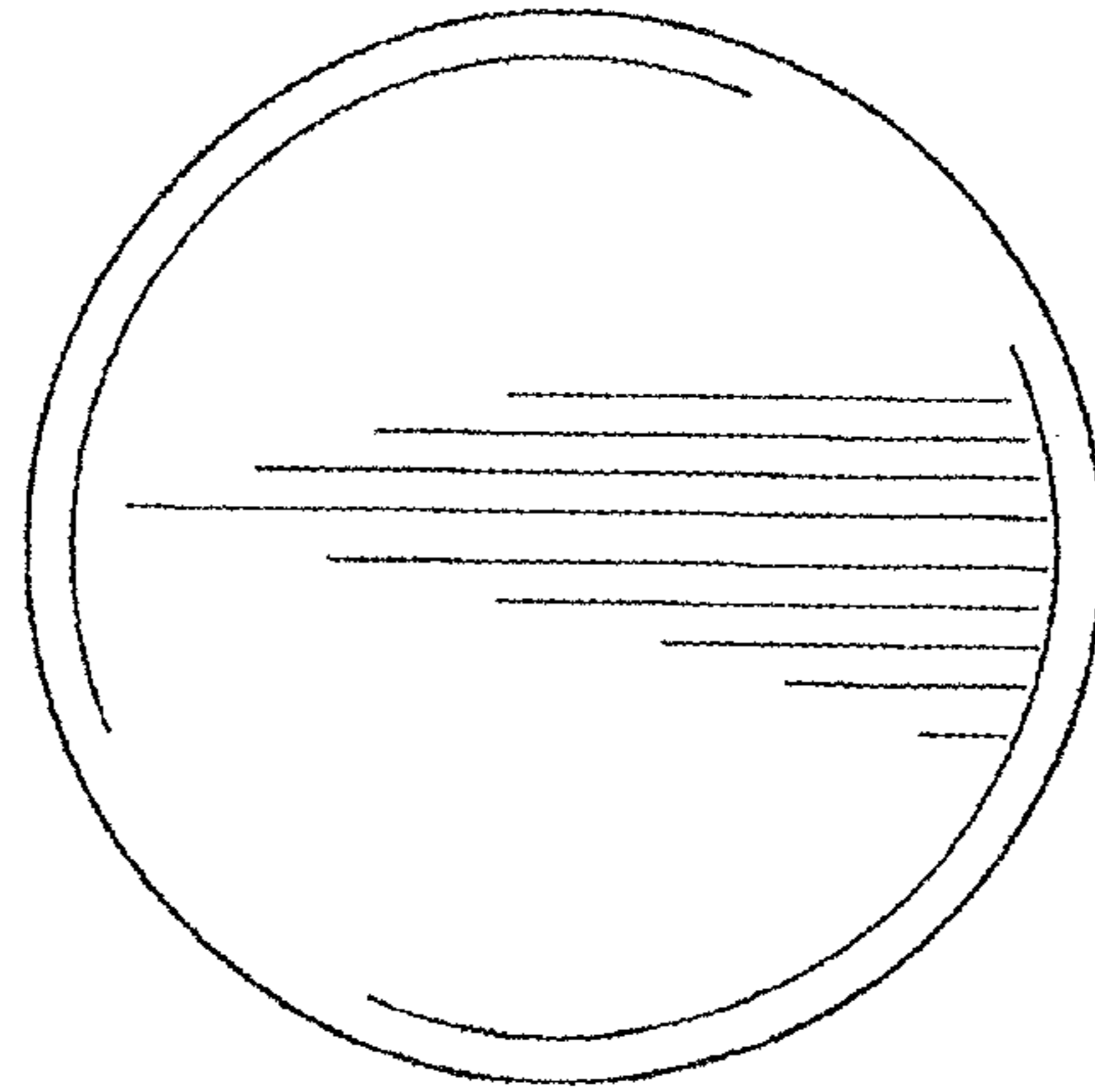


FIG. 8

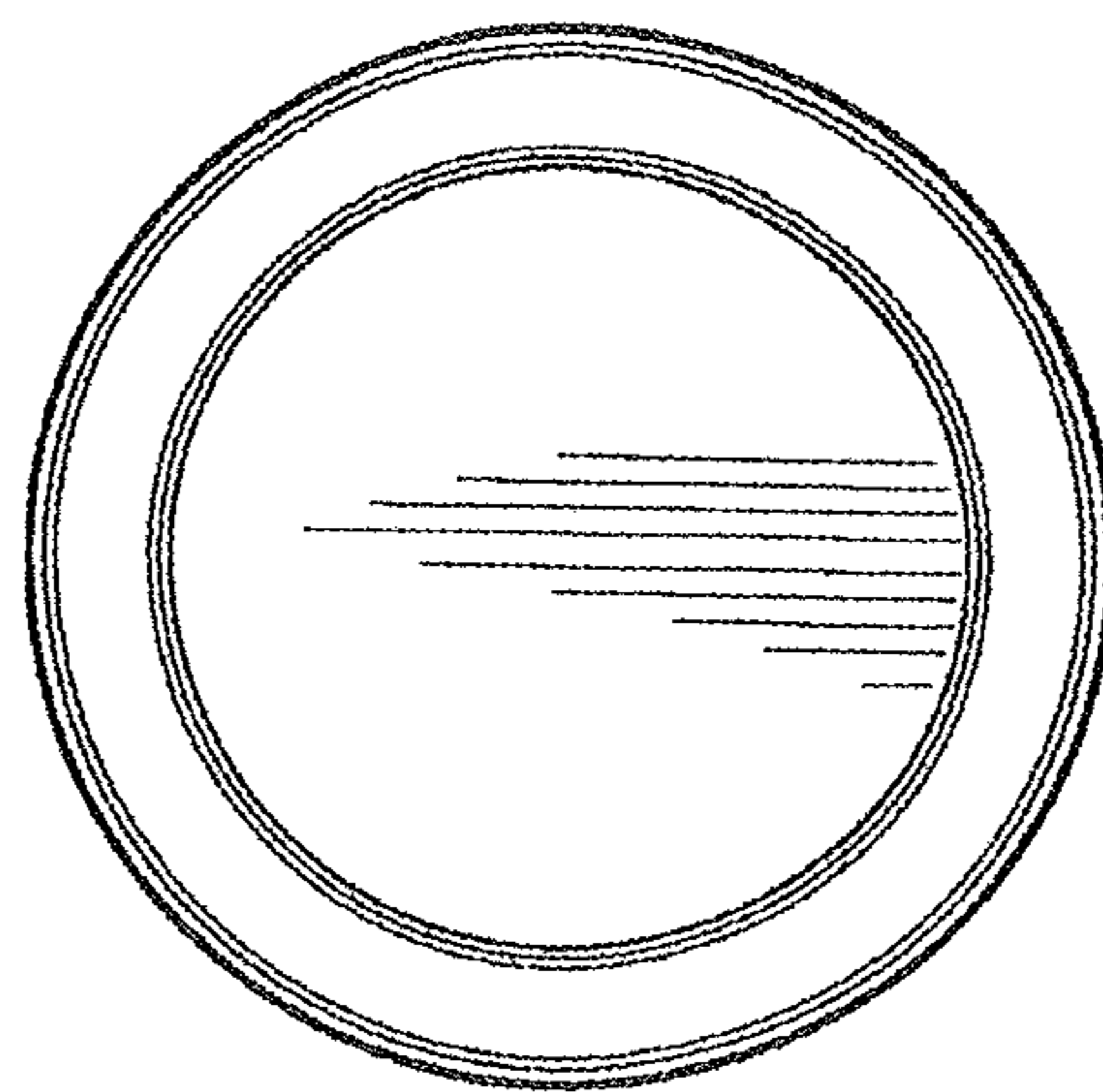


FIG. 9