



US00D827385S

(12) **United States Design Patent**
Brown

(10) **Patent No.:** **US D827,385 S**

(45) **Date of Patent:** **** Sep. 4, 2018**

(54) **MIXING BOWL WITH A MULTI-PURPOSE BASE**

(71) Applicant: **Shannon Brown**, Pahrump, NV (US)

(72) Inventor: **Shannon Brown**, Pahrump, NV (US)

(**) Term: **15 Years**

(21) Appl. No.: **29/589,164**

(22) Filed: **Dec. 28, 2016**

(51) **LOC (11) Cl.** **07-01**

(52) **U.S. Cl.**
USPC **D7/586**

(58) **Field of Classification Search**
USPC D7/586, 552.2, 376; 220/574
See application file for complete search history.

(56) **References Cited**

U.S. PATENT DOCUMENTS

D113,511 S *	2/1939	Heller	D7/565
D192,375 S *	3/1962	Laughlin	D7/504
3,198,377 A *	8/1965	Buckley	A47J 43/27
				220/771
4,746,057 A *	5/1988	Wagner	A47G 19/065
				220/574
4,967,918 A *	11/1990	Long	A47G 19/2205
				215/385
5,813,638 A *	9/1998	Morris	A47G 19/08
				220/574
D497,781 S *	11/2004	Joseph	D7/586
D539,094 S *	3/2007	Wasserman	D7/584
D565,356 S *	4/2008	Mellen	D7/376
D575,992 S *	9/2008	LeGreve	D7/586
D613,126 S *	4/2010	Warner	D7/584

D625,954 S *	10/2010	Mouquet	D7/507
8,382,647 B1 *	2/2013	Hodes	A63B 21/072
				482/108
9,102,194 B2 *	8/2015	Duckett	B44D 3/14
D787,274 S *	5/2017	Gagnon	D7/586
D804,758 S *	12/2017	Luburic	D32/53
D805,140 S *	12/2017	Hodes	D21/681

* cited by examiner

Primary Examiner — Cynthia R Underwood

(74) *Attorney, Agent, or Firm* — Gurr & Brande, PLLC;
Robert A. Gurr


(57) **CLAIM**

The ornamental design for a mixing bowl with a multi-purpose base, as shown and described.

DESCRIPTION

FIG. 1 is a perspective view of the mixing bowl with a multi-purpose base;
 FIG. 2 is a front elevation view of the mixing bowl with a multi-purpose base;
 FIG. 3 is a side elevation view of the mixing bowl with a multi-purpose base;
 FIG. 4 is a top plan view of the mixing bowl with a multi-purpose base;
 FIG. 5 is a bottom plan view of the mixing bowl with a multi-purpose base; and,
 FIG. 6 is a perspective view of the mixing bowl with a multi-purpose base shown in one example use.
 The broken lines shown in the drawings are for the purpose of illustrating environmental matter and portions of the article that form no part of the claimed design.

1 Claim, 4 Drawing Sheets



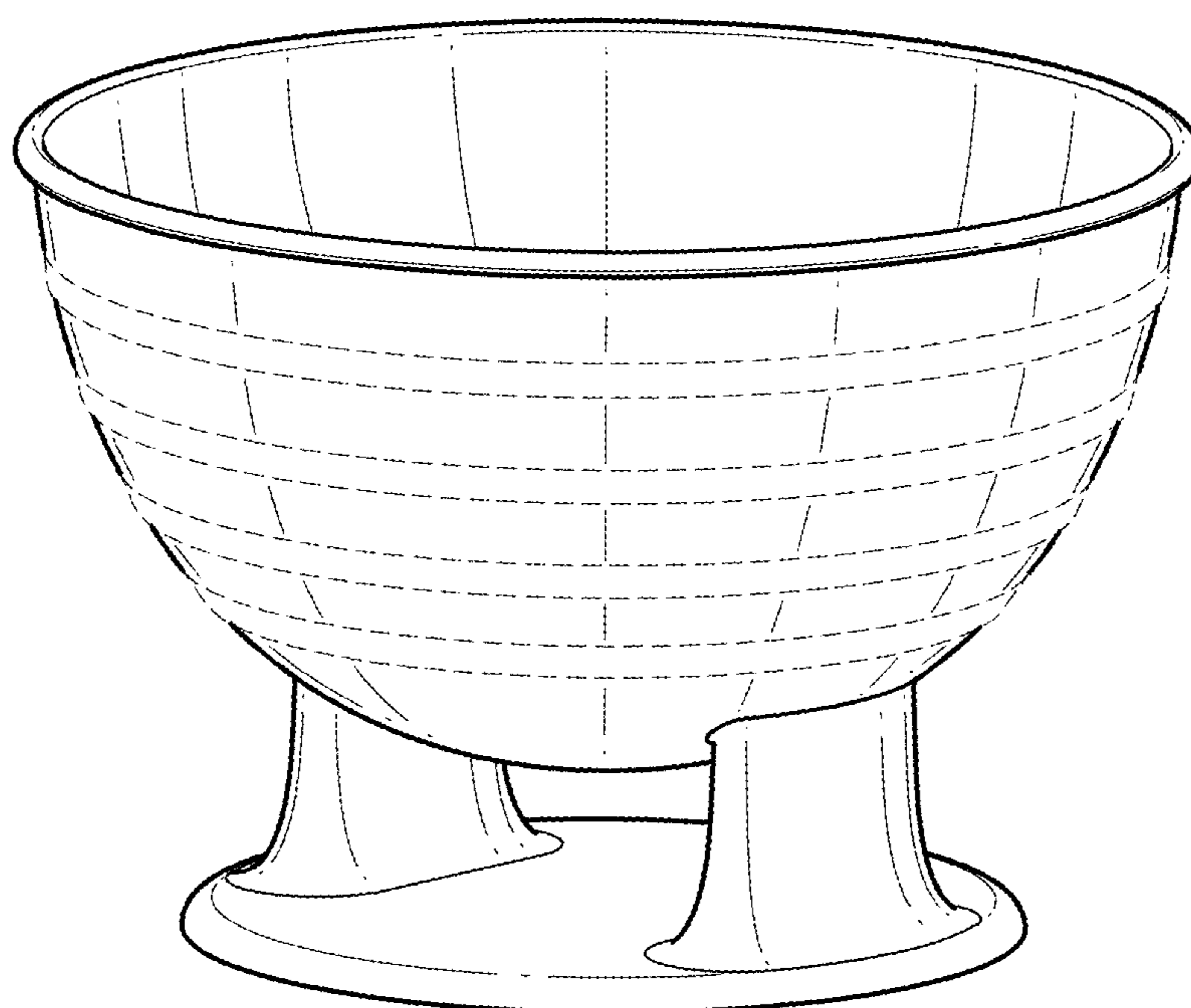


FIG. 1

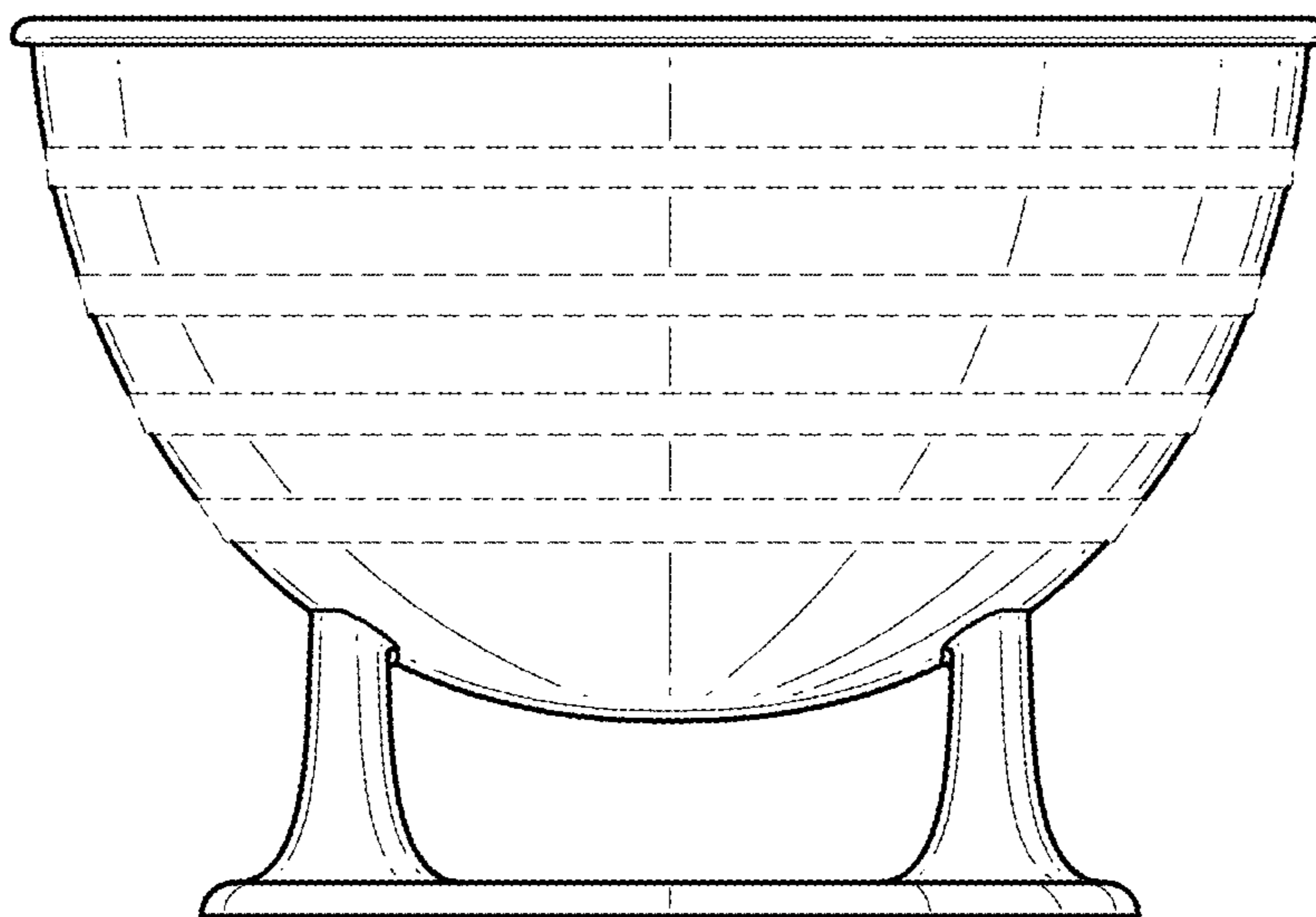


FIG. 2

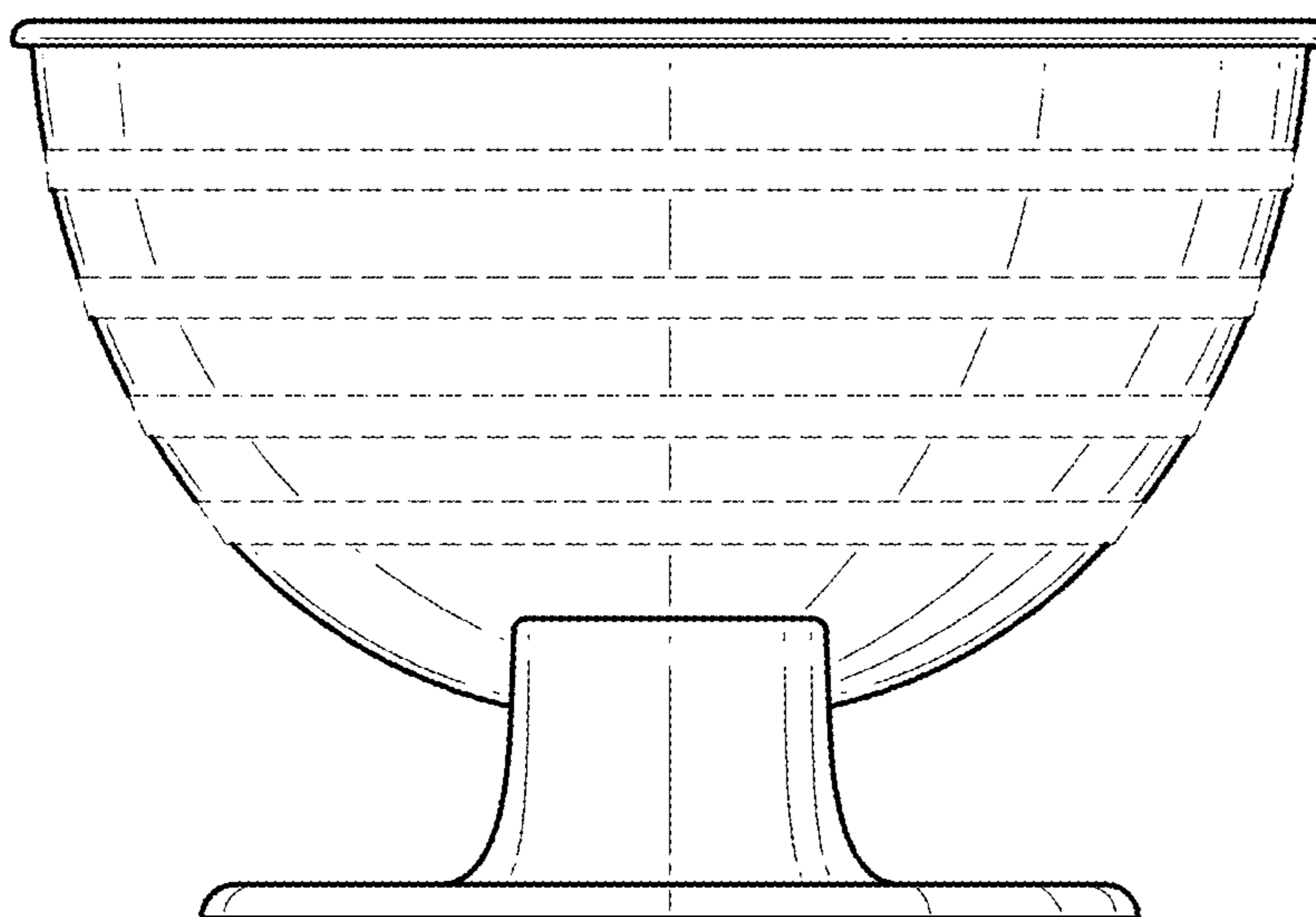


FIG. 3

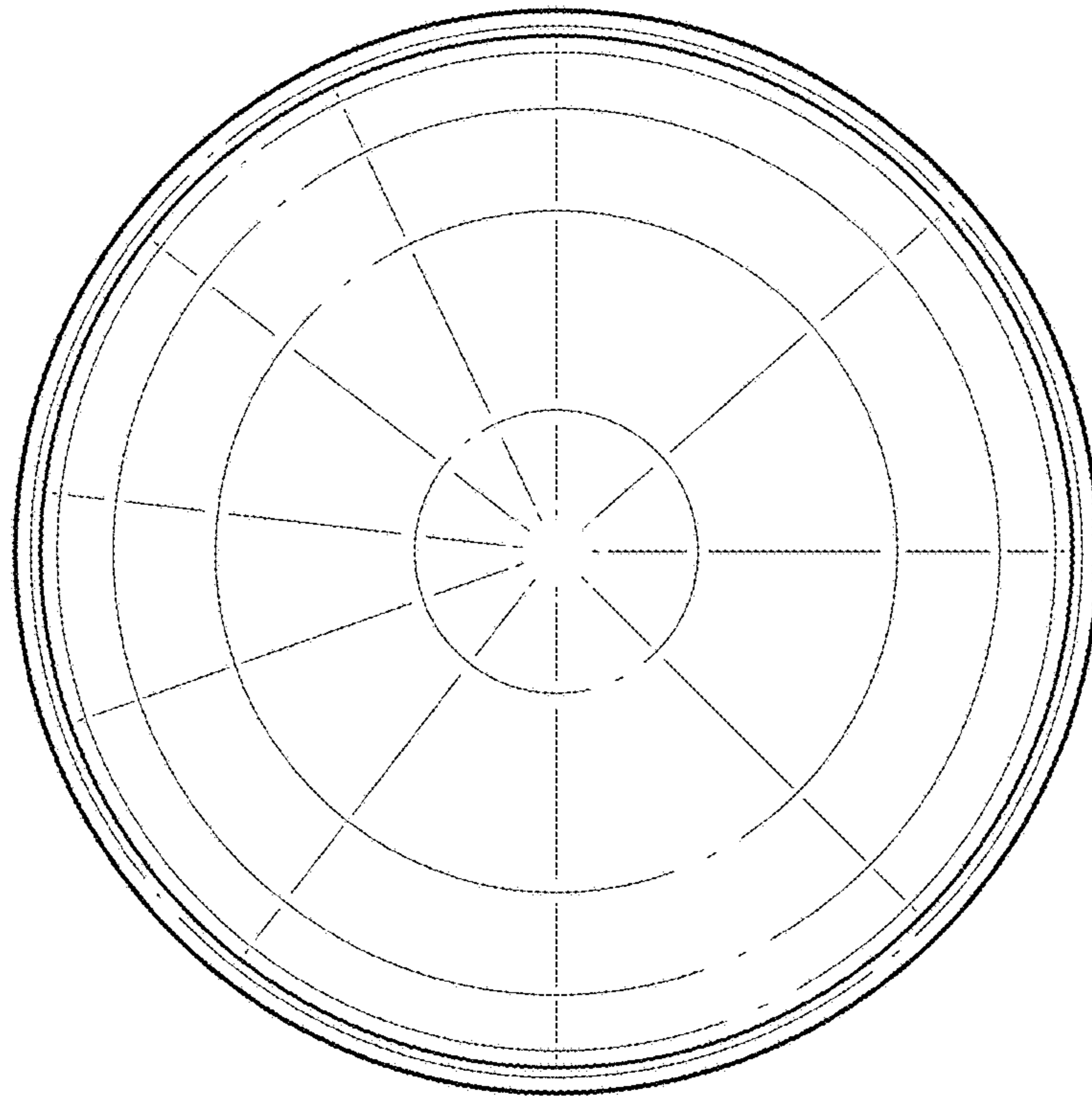


FIG. 4

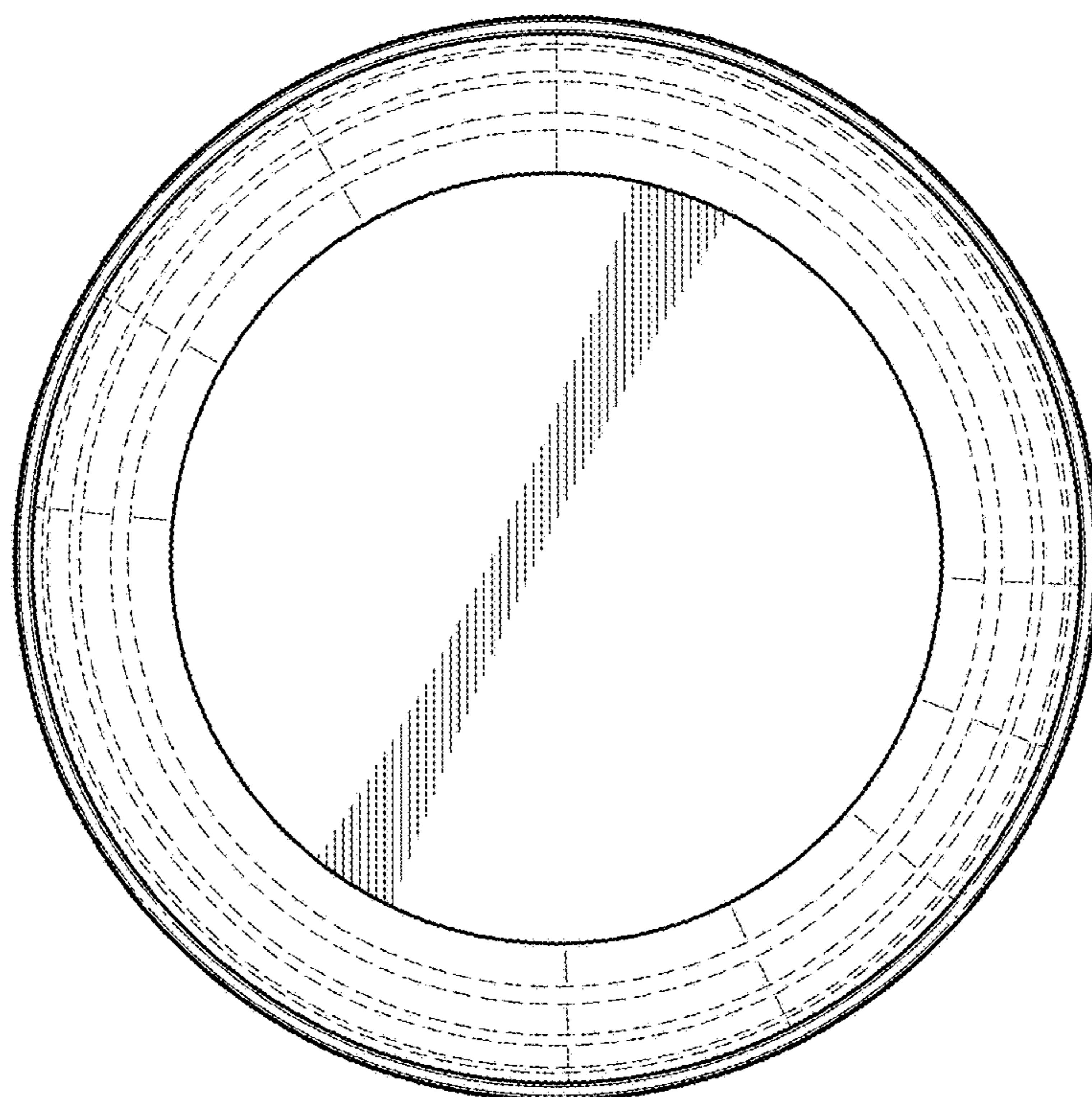


FIG. 5




FIG. 6