



US00D827372S

(12) **United States Design Patent**  
**Cielenski**

(10) **Patent No.:** **US D827,372 S**

(45) **Date of Patent:** **\*\* Sep. 4, 2018**

(54) **COOKING GRATE**

(71) Applicant: **Michael Cielenski**, Oakbrook, IL (US)

(72) Inventor: **Michael Cielenski**, Oakbrook, IL (US)

(\*\*) Term: **15 Years**

(21) Appl. No.: **29/636,981**

(22) Filed: **Feb. 13, 2018**

**Related U.S. Application Data**

(62) Division of application No. 29/561,637, filed on Apr. 18, 2016.

(51) **LOC (11) Cl.** ..... **07-02**

(52) **U.S. Cl.**  
USPC ..... **D7/408**

(58) **Field of Classification Search**  
USPC ..... D7/402-409, 323, 332, 335-337,  
D7/354-355, 361-366, 387-388  
CPC ..... A47J 36/34; A47J 36/2405; A47J 36/24;  
A47J 37/0694; A47J 37/108; B65D 7/20;  
F24C 15/16  
See application file for complete search history.

(56) **References Cited**

**U.S. PATENT DOCUMENTS**

2,986,138 A \* 5/1961 Moore ..... A47J 37/0704  
126/25 A  
D259,536 S \* 6/1981 Douglas ..... D7/409  
4,432,334 A \* 2/1984 Holt ..... A47J 37/0694  
126/25 R

D337,933 S \* 8/1993 Gryz ..... D7/332  
D340,163 S \* 10/1993 Howard ..... D7/363  
D344,874 S \* 3/1994 Howard ..... D7/387  
D361,468 S \* 8/1995 Wilkes ..... D7/361  
5,819,718 A \* 10/1998 Leiser ..... A47J 33/00  
126/30  
D443,464 S \* 6/2001 Davis ..... D7/334  
D623,014 S \* 9/2010 Alden ..... D7/409  
D716,609 S \* 11/2014 Greer ..... D7/409  
D755,012 S \* 5/2016 Zemel ..... D7/354  
9,339,145 B1 \* 5/2016 Owczarzak ..... A47J 37/0786

\* cited by examiner

*Primary Examiner* — Sheryl Lane

*Assistant Examiner* — Nicole C Shiflet

(74) *Attorney, Agent, or Firm* — MBIP Law; Maheen Baber

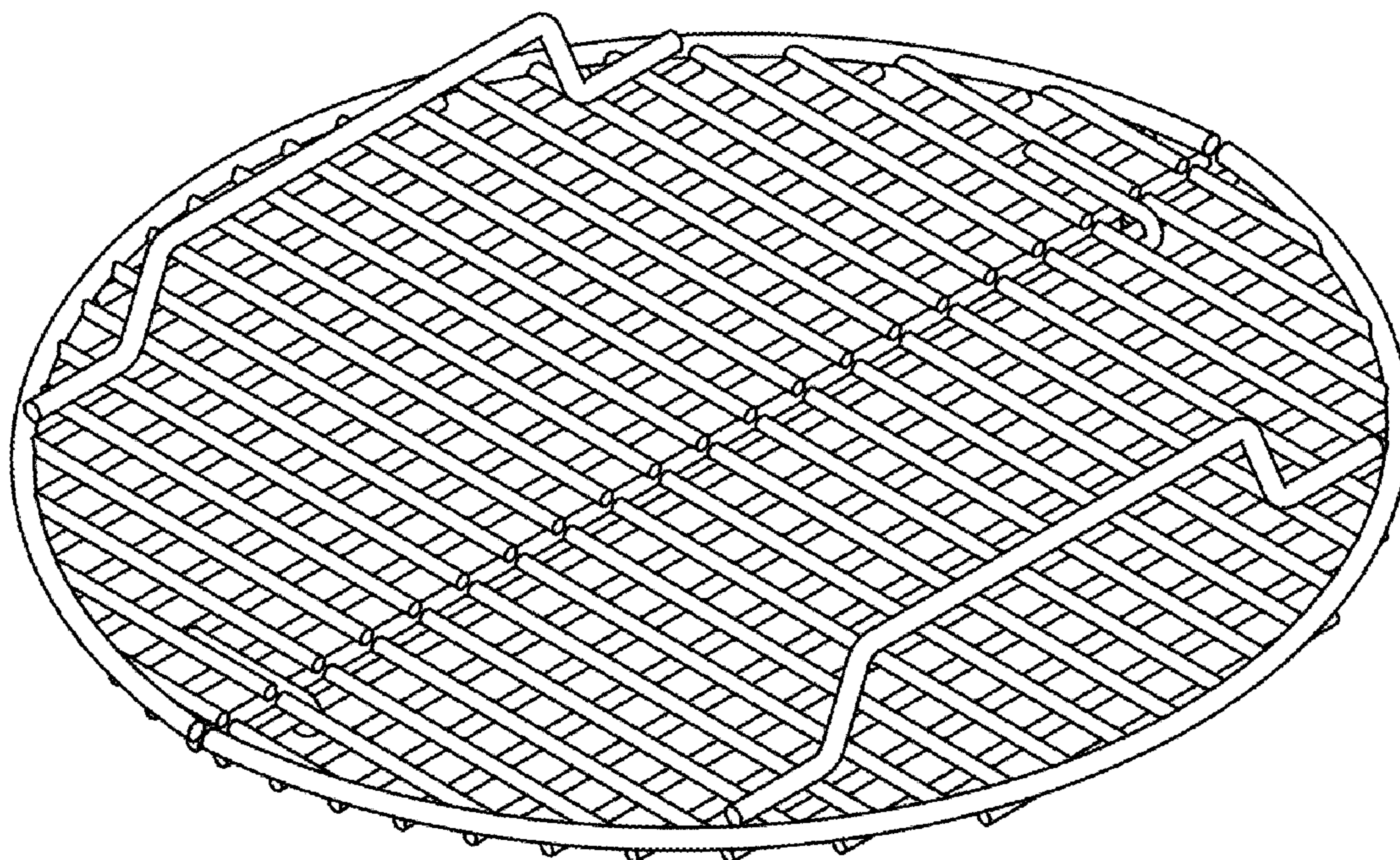
(57) **CLAIM**

The ornamental design for a cooking grate, as shown and described.

**DESCRIPTION**

FIG. 1 is the top plan view of a cooking grate showing our new design;  
FIG. 2 is the front elevational view thereof;  
FIG. 3 is the bottom plan view thereof;  
FIG. 4 is the left side elevational view, the right side being a mirror image thereof;  
FIG. 5 is the top perspective view thereof; and,  
FIG. 6 is the bottom perspective view thereof.

**1 Claim, 3 Drawing Sheets**



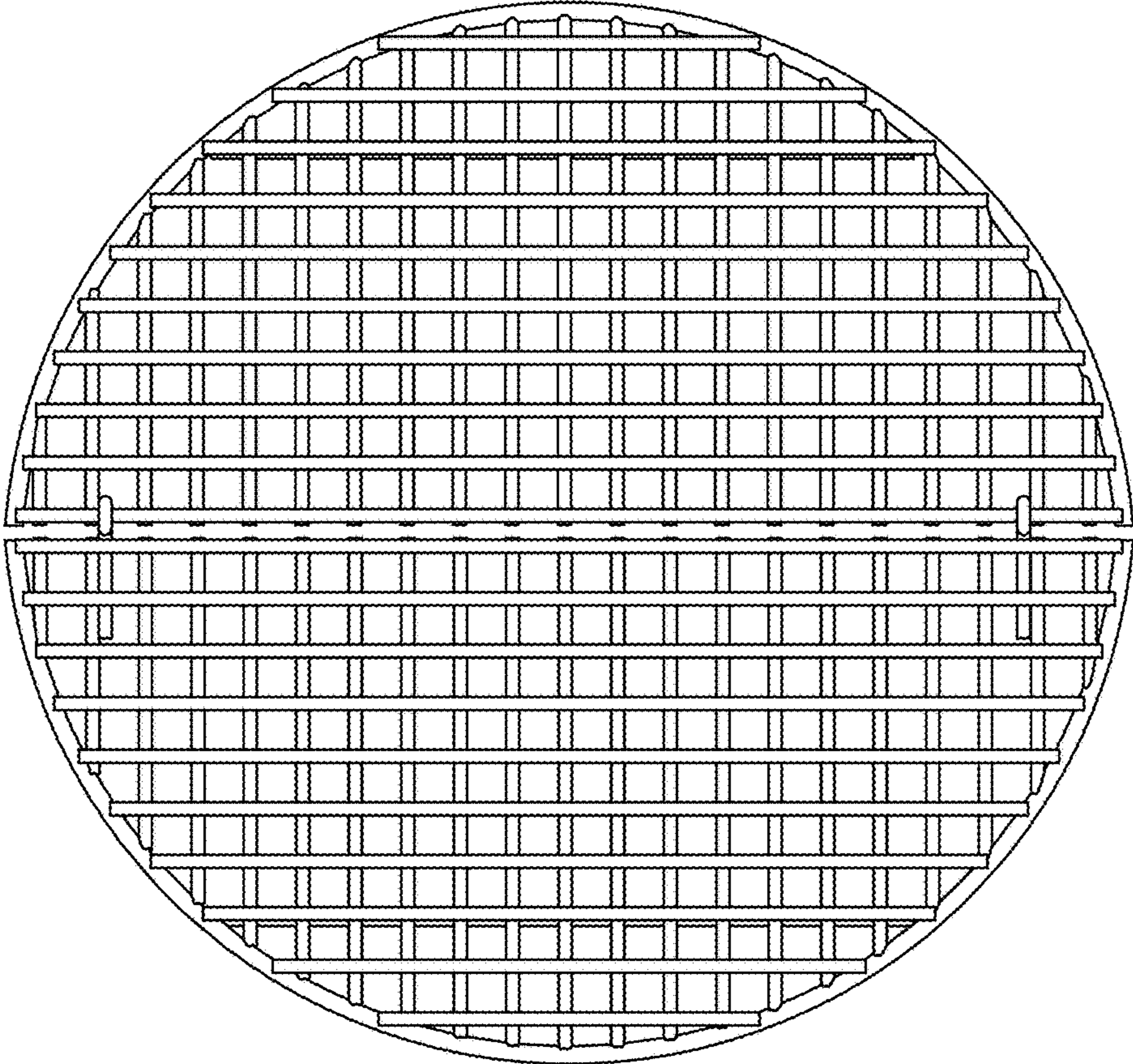


Fig. 1




Fig. 2

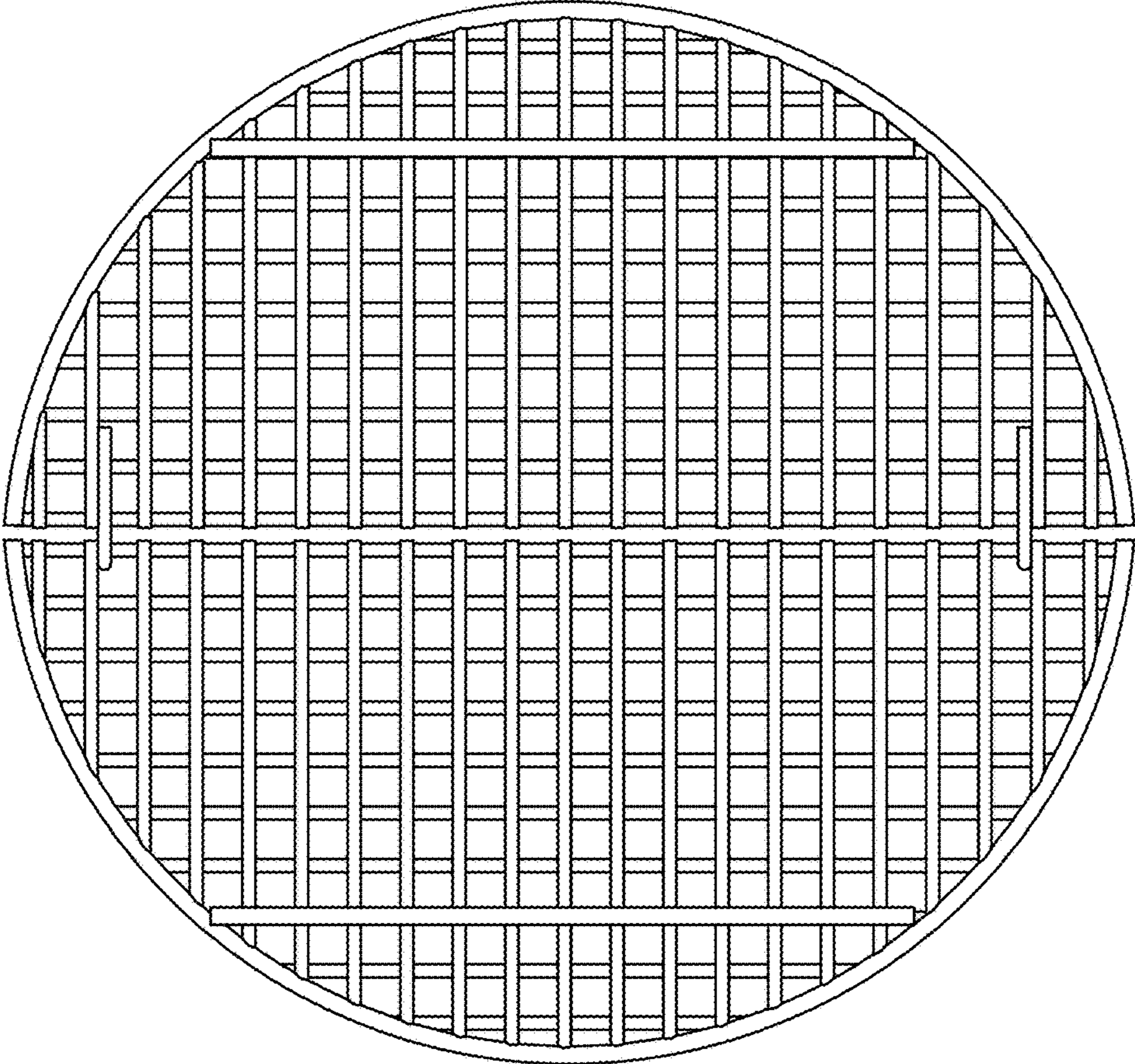


Fig. 3

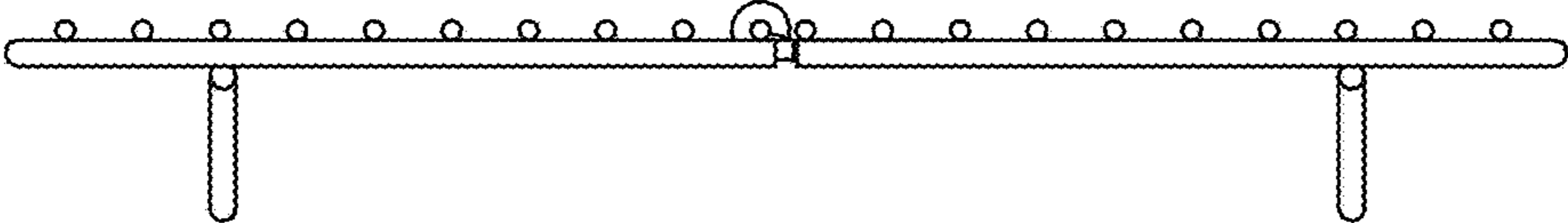


Fig. 4

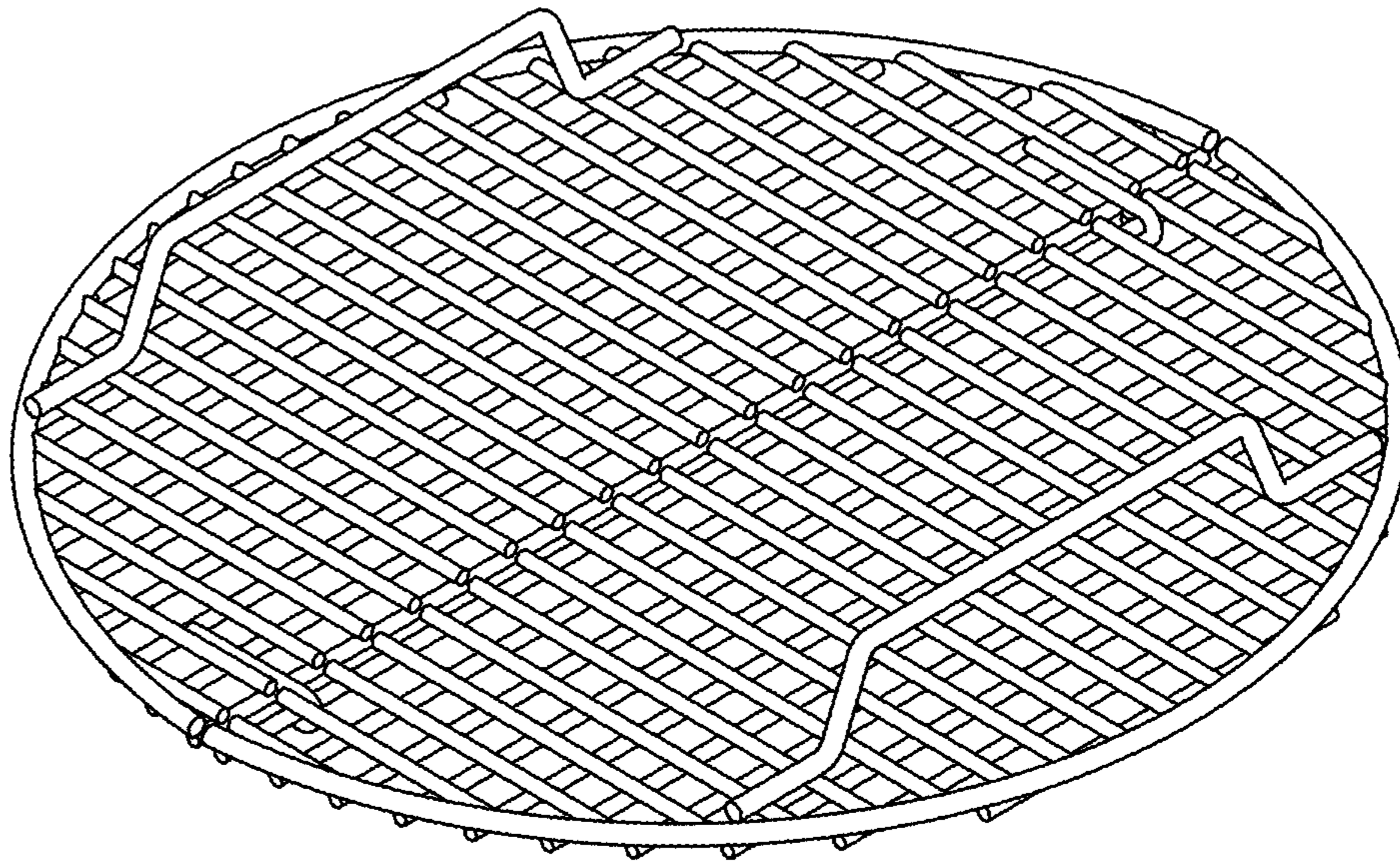


Fig. 5

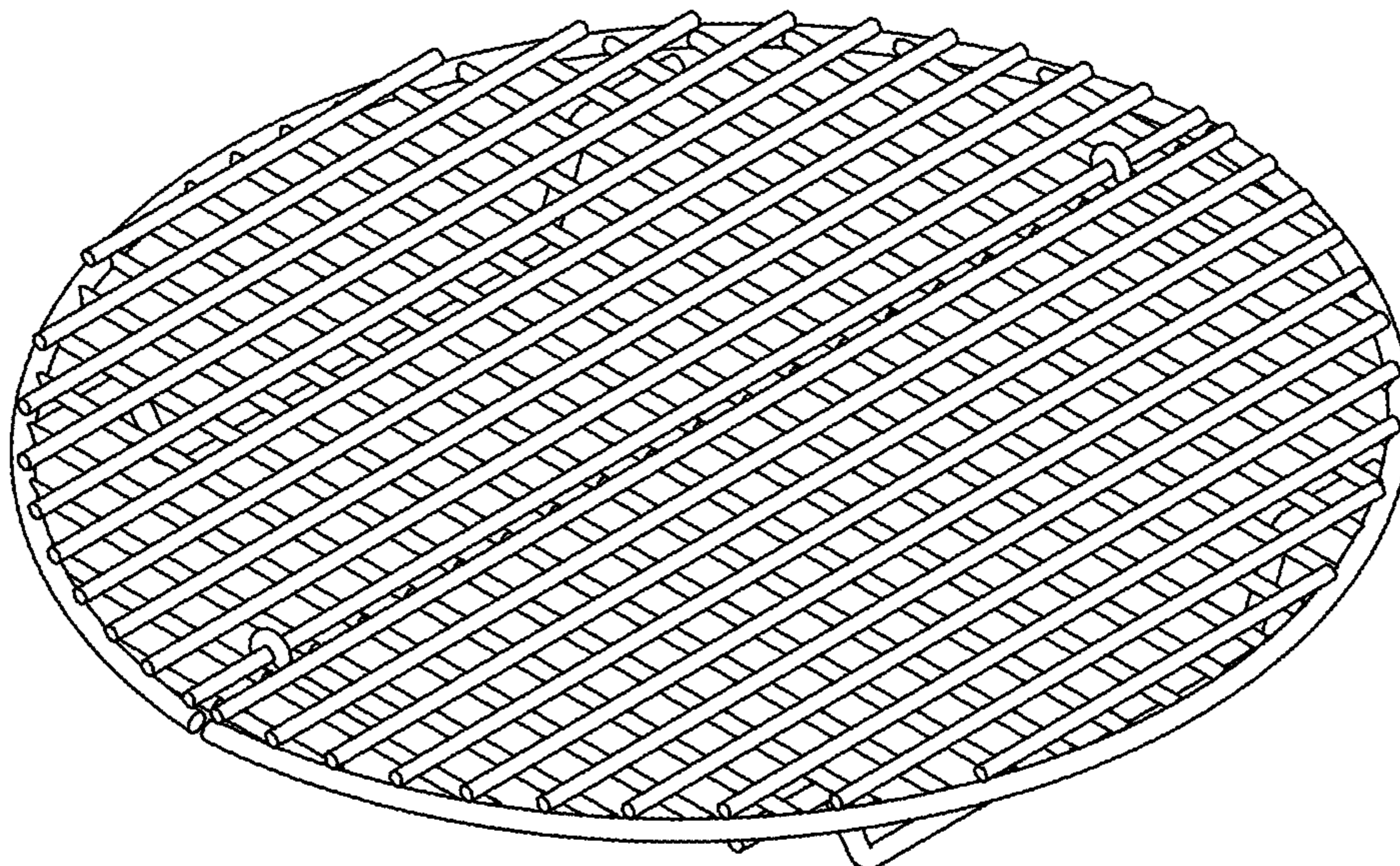


Fig. 6