



US00D827352S

(12) **United States Design Patent** (10) **Patent No.:** **US D827,352 S**
Peterson et al. (45) **Date of Patent:** **** Sep. 4, 2018**

(54) **SEATING ARRANGEMENT**
(71) Applicant: **Steelcase Inc.**, Grand Rapids, MI (US)
(72) Inventors: **Gordon J. Peterson**, Rockford, MI (US); **Mark Vander Veen**, Hudsonville, MI (US); **Nickolaus William Charles Deevers**, Holland, MI (US); **Peter A. Boeckel**, Hong Kong (HK)
(73) Assignee: **Steelcase Inc.**, Grand Rapids, MI (US)
(**) Term: **15 Years**

D446,954 S 8/2001 Sottsass
D449,172 S 10/2001 Van De Riet et al.
D449,938 S 11/2001 Vanderiet et al.
D455,571 S 4/2002 Van De Riet et al.
D456,160 S 4/2002 Van De Riet et al.
D456,164 S 4/2002 Vanderiet et al.
D456,627 S 5/2002 Pearce et al.
D457,739 S 5/2002 Pearce et al.
D460,870 S 7/2002 Van De Riet et al.
D461,322 S * 8/2002 Holbrook D6/366
D463,174 S 9/2002 Chu
D463,920 S * 10/2002 Pearce D6/366
D469,265 S * 1/2003 Holbrook D6/366
D469,284 S * 1/2003 Holbrook D6/716

(Continued)

(21) Appl. No.: **29/605,428**
(22) Filed: **May 25, 2017**
(51) **LOC (11) Cl.** **06-01**
(52) **U.S. Cl.**
USPC **D6/716.4**; D6/366
(58) **Field of Classification Search**
USPC D6/334-336, 364, 365, 366, 370, 374, D6/379, 380, 716, 716.1, 716.2, 716.4
CPC A47C 3/0045; A47C 5/12; A47C 7/004; A47C 7/006; A47C 7/022; A47C 4/028; A47C 7/40
See application file for complete search history.

FOREIGN PATENT DOCUMENTS

GB 2487502 B 3/2016
JP 2009106421 A 5/2009

(Continued)

Primary Examiner — Mimoso De
(74) *Attorney, Agent, or Firm* — Price Heneveld LLP

(57) **CLAIM**

The ornamental design for seating arrangement, as shown.

DESCRIPTION

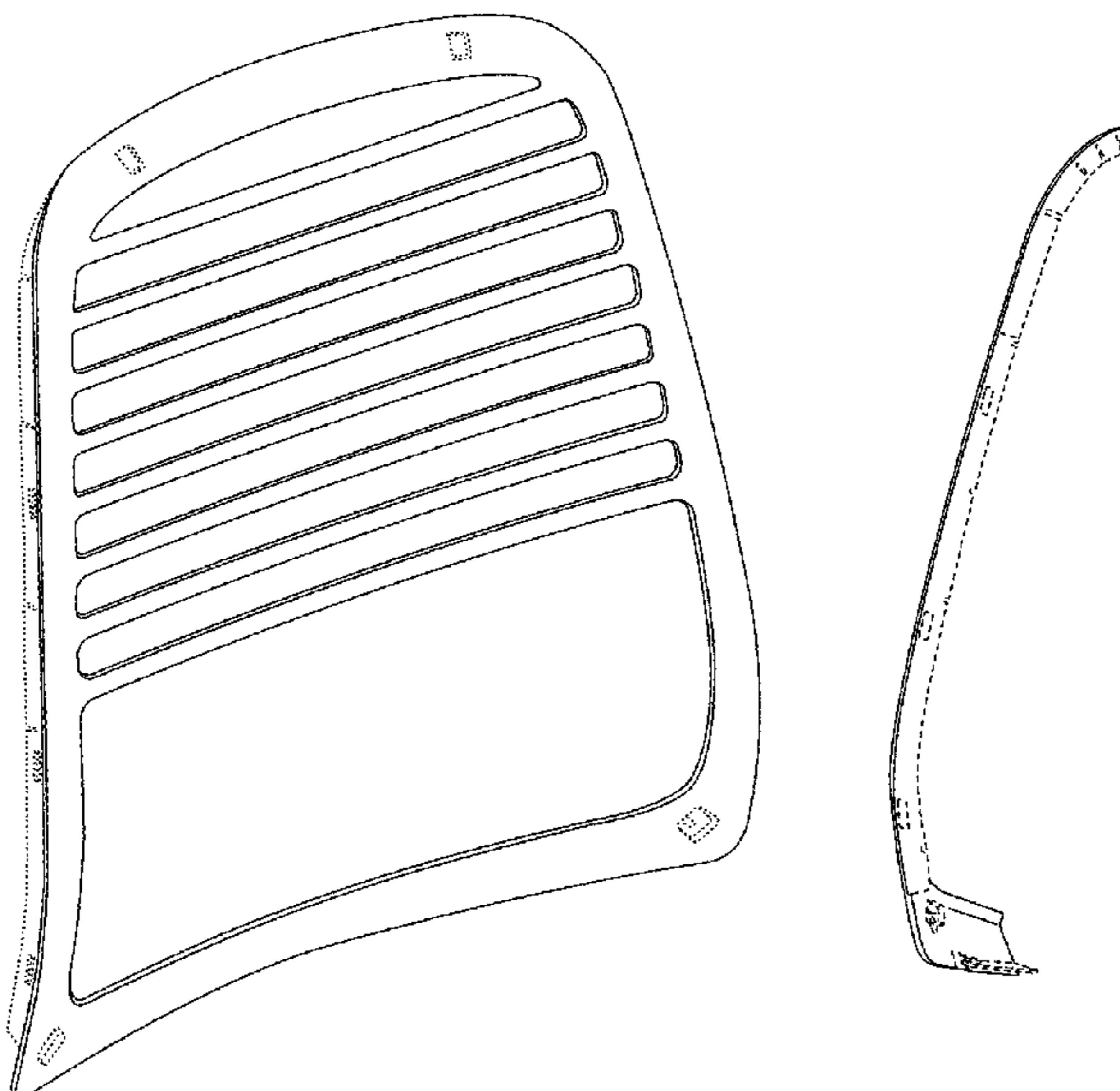
FIG. 1 is a perspective view of a seating arrangement embodying the present invention;
FIG. 2 is a front elevational view of the seating arrangement;
FIG. 3 is a first side elevational view of the seating arrangement;
FIG. 4 is a rear elevational view of the seating arrangement;
FIG. 5 is a second side elevational view of the seating arrangement;
FIG. 6 is a top plan view of the seating arrangement; and,
FIG. 7 is a bottom plan view of the seating arrangement.

(56) **References Cited**

U.S. PATENT DOCUMENTS

590,045 A 9/1897 Mauchain
D276,575 S 12/1984 Helmholdt
D276,576 S 12/1984 Helmholdt
D345,867 S 4/1994 Narita
D408,161 S 4/1999 Caruso
5,975,634 A 11/1999 Knoblock et al.
6,079,785 A 6/2000 Peterson et al.
D442,791 S * 5/2001 Simons, Jr. D6/366

1 Claim, 4 Drawing Sheets



(56)

References Cited

U.S. PATENT DOCUMENTS

6,669,301 B1 * 12/2003 Funk A47C 5/12
297/452.15

D487,197 S 3/2004 Edwards et al.
D499,564 S 12/2004 Meda
D500,211 S 12/2004 Koch et al.
6,837,546 B2 1/2005 Vandeiret et al.
6,932,430 B2 8/2005 Bedford et al.
7,004,543 B2 2/2006 Caruso et al.
7,097,247 B2 8/2006 Battey et al.
7,293,833 B2 11/2007 Takeuchi et al.
D564,264 S 3/2008 Smith et al.
D594,257 S * 6/2009 Christensen D6/716.4
7,568,768 B1 8/2009 Tsai
D600,052 S 9/2009 Smith et al.
D604,527 S 11/2009 Ooki et al.
D609,482 S 2/2010 Englisch et al.
7,866,750 B2 1/2011 Bock
D637,423 S 5/2011 Behar et al.
D637,838 S 5/2011 Piretti
D637,839 S * 5/2011 Piretti D6/364
D639,091 S 6/2011 Behar et al.
8,029,066 B2 10/2011 Su
D647,738 S 11/2011 Chen
D650,206 S 12/2011 Behar et al.
D652,657 S 1/2012 Behar et al.
D653,061 S 1/2012 Behar et al.
D654,291 S 2/2012 Pearson et al.
8,128,175 B2 3/2012 Groelsma et al.
D657,166 S 4/2012 Behar et al.
D660,056 S 5/2012 Diffrient
D673,385 S 1/2013 Lu
D680,345 S 4/2013 Xingchang
D683,150 S 5/2013 Smith et al.

8,540,315 B2 * 9/2013 Piretti A47C 3/045
297/239

D703,458 S 4/2014 Nakamura et al.
D703,459 S 4/2014 Nakamura et al.
D704,488 S 5/2014 Massaud
D704,945 S 5/2014 Massaud
D705,561 S 5/2014 Massaud
D706,547 S 6/2014 Smith et al.
8,752,896 B2 6/2014 Takeuchi et al.
D708,466 S 7/2014 Massaud
D717,555 S 11/2014 Massaud
D724,367 S 3/2015 Sander
8,967,724 B2 3/2015 Battey et al.
8,998,339 B2 4/2015 Peterson et al.
D728,292 S 5/2015 Ooki
9,155,393 B2 10/2015 Hurford et al.
D742,674 S 11/2015 Wilkinson et al.
D763,612 S 8/2016 Goetz
D767,318 S 9/2016 Kubryk
D771,424 S * 11/2016 Cantarutti D6/716
D773,872 S 12/2016 Kim
D785,353 S 5/2017 Zhou
D789,129 S 6/2017 Fromme-Ruthmann
2010/0078975 A1 4/2010 Kang
2011/0181086 A1 7/2011 Pfeifer et al.
2014/0084652 A1 3/2014 Norman et al.
2015/0108809 A1 4/2015 Romero
2015/0157131 A1 6/2015 Battey et al.
2015/0265058 A1 9/2015 Igarashi et al.
2016/0135603 A1 5/2016 Chan et al.

FOREIGN PATENT DOCUMENTS

JP 5386728 B2 1/2014
JP 2016152997 A 8/2016
WO 2003099071 A1 12/2003

* cited by examiner

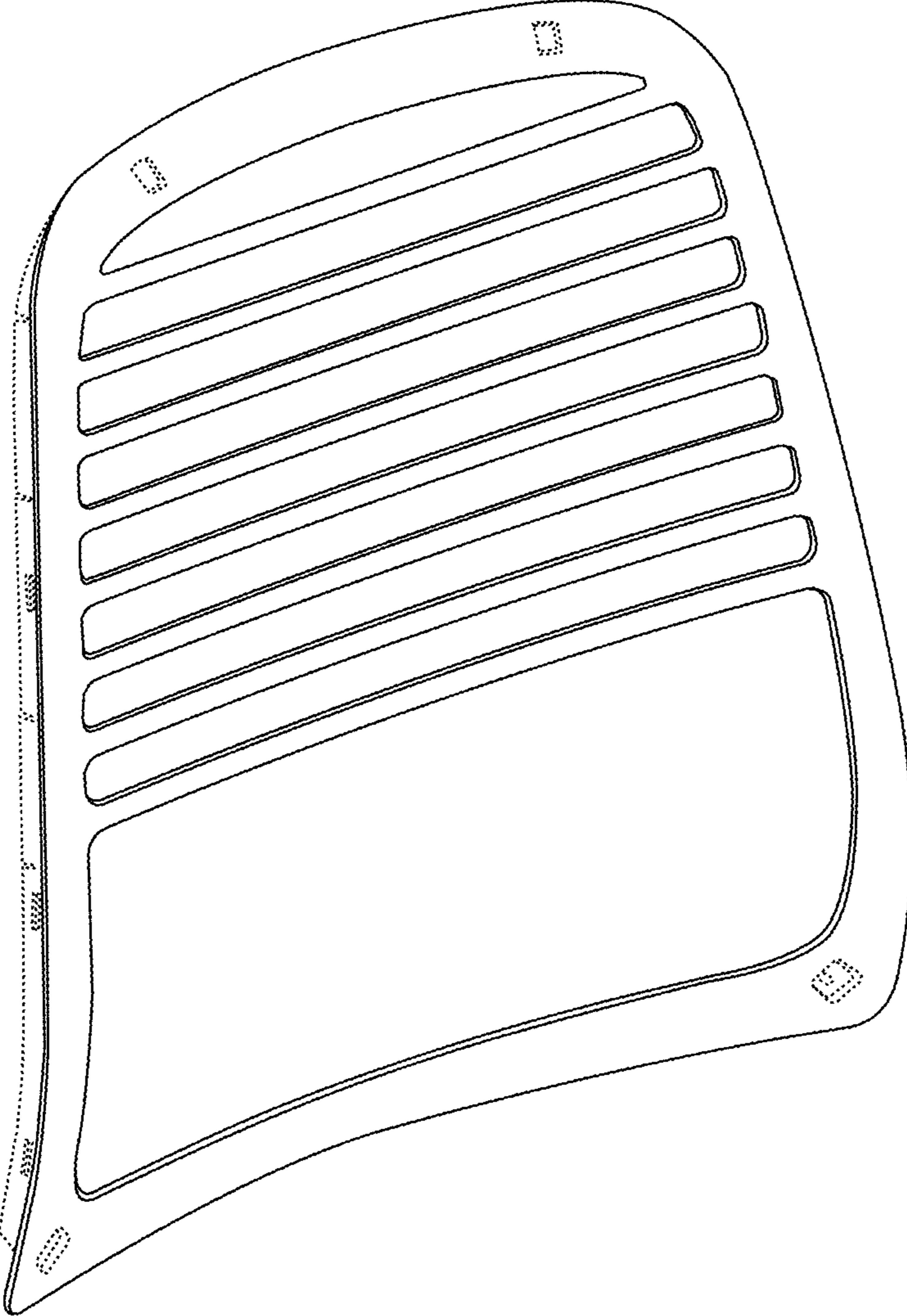


FIG. 1




FIG. 2

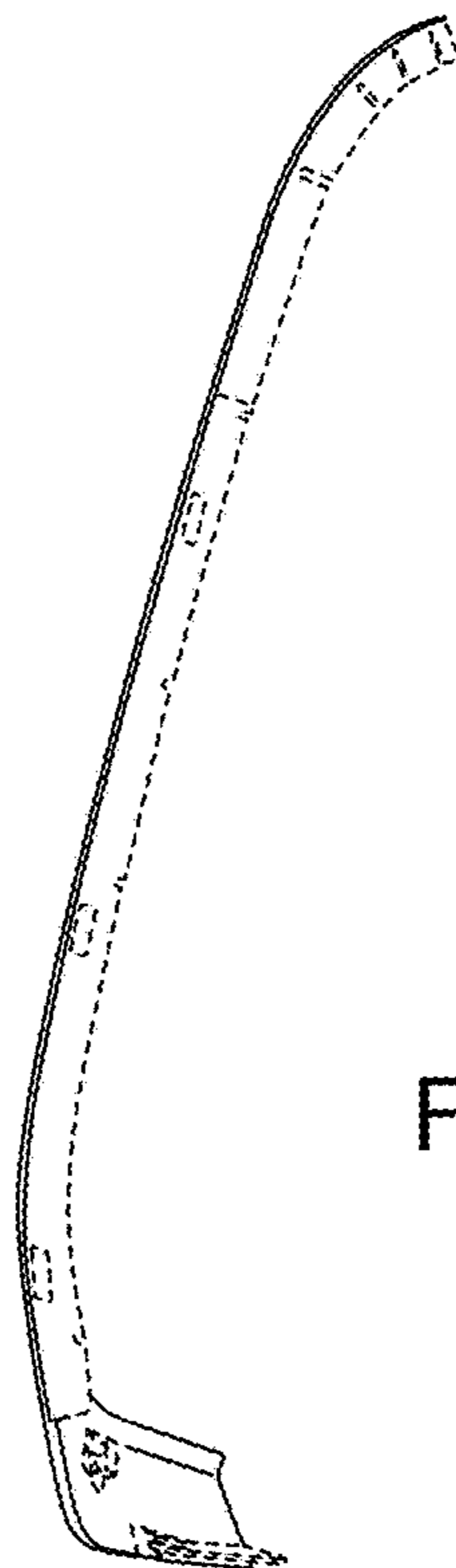


FIG. 3

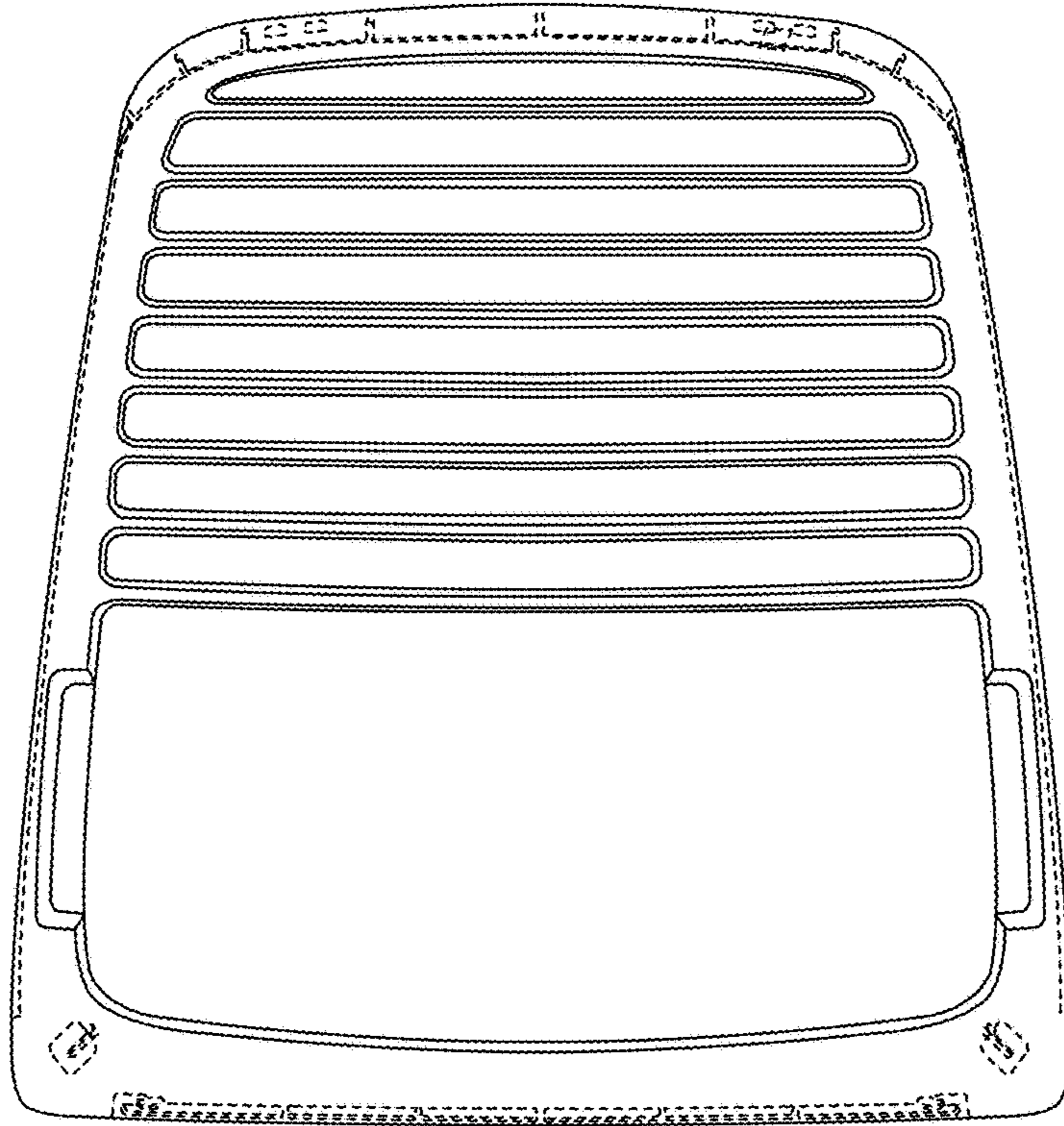


FIG. 4

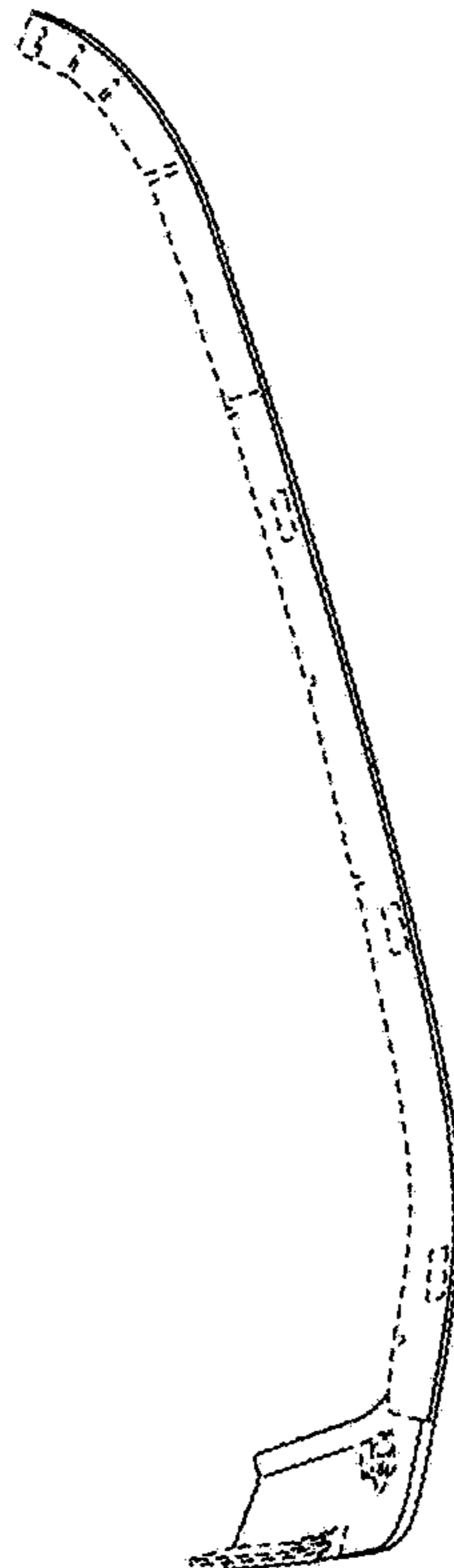


FIG. 5

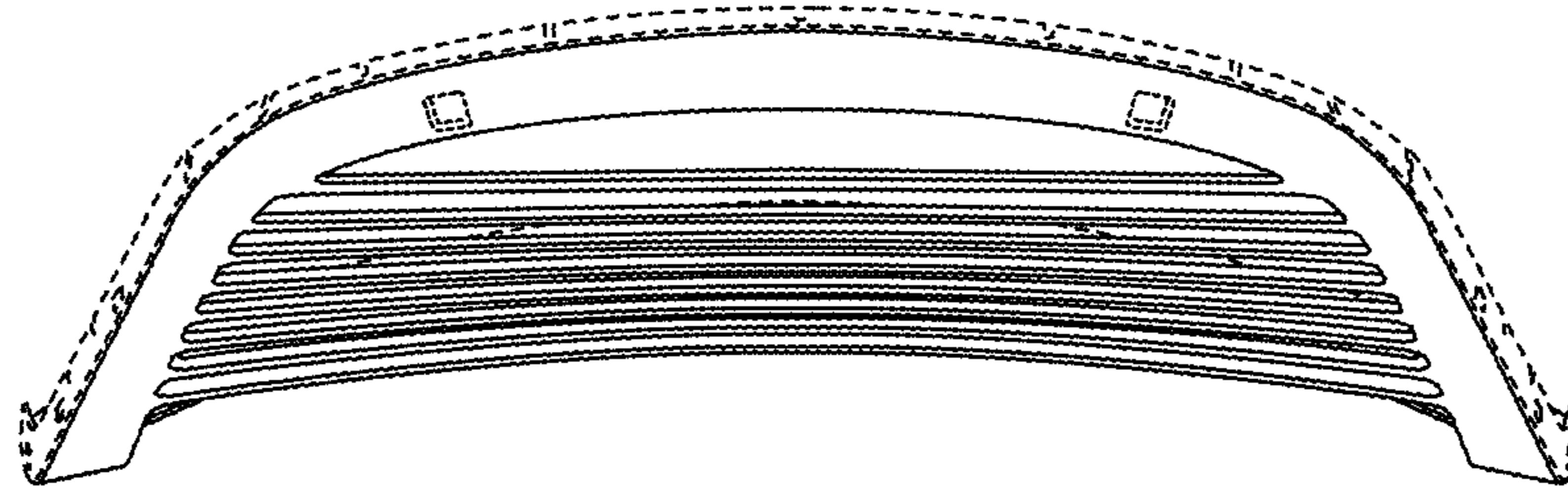


FIG. 6

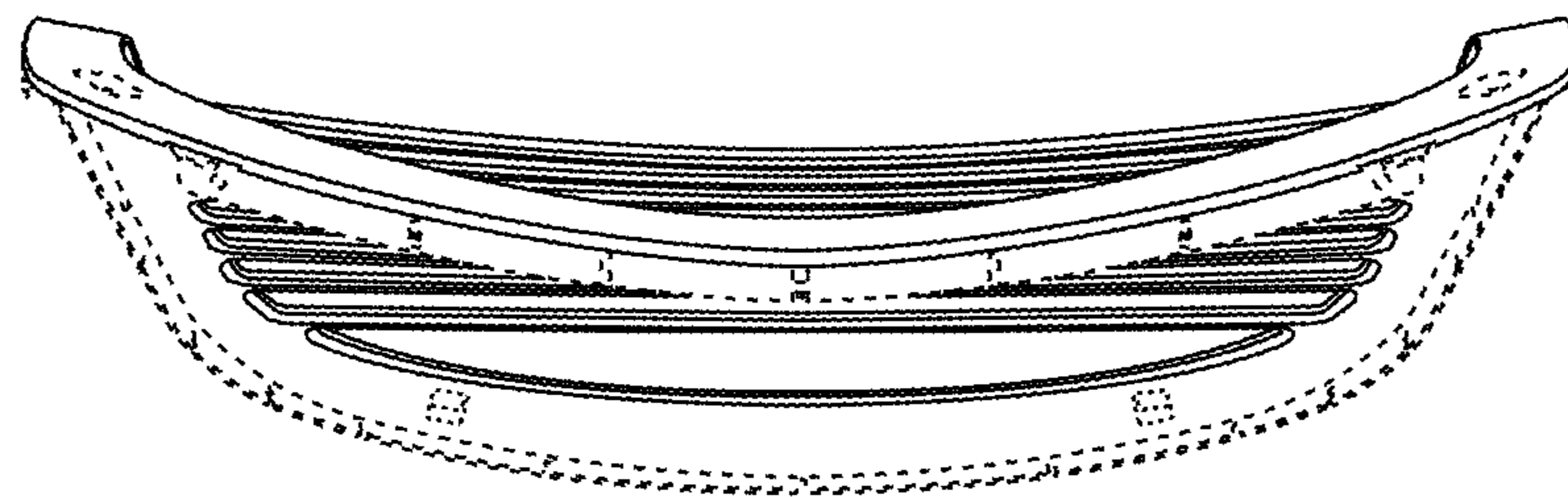


FIG. 7