



US00D827345S

(12) **United States Design Patent**
Baylar

(10) **Patent No.:** **US D827,345 S**

(45) **Date of Patent:** **** Sep. 4, 2018**

(54) **TABLE**

(71) Applicant: **HUDSON FURNITURE, INC.**, New York, NY (US)

(72) Inventor: **Barlas Baylar**, New York, NY (US)

(73) Assignee: **HUDSON FURNITURE, INC.**, New York, NY (US)

(**) Term: **15 Years**

(21) Appl. No.: **29/605,395**

(22) Filed: **May 25, 2017**

(51) **LOC (11) Cl.** **06-03**

(52) **U.S. Cl.**
USPC **D6/691**

(58) **Field of Classification Search**
USPC D6/353, 368, 686, 687, 688.11, 688.19, D6/691, 691.1, 691.9, 692, 692.2, 692.5, D6/692.6, 707, 707.12, 707.18, 707.19, D6/707.2, 708, 708.16, 709, 709.18, D6/709.19
CPC .. A47B 37/00; A47B 3/00; A47B 1/00; A47B 3/06; A47B 3/08; A47B 7/00; A47B 21/00; A47B 23/00; A47B 25/00; A47B 13/08; A47B 3/083; A47B 3/14; A47B 41/00; A47B 17/00; A47B 3/0809; A47B 3/0812; A47B 2013/026; A47B 2200/03; A47B 2200/00; A47B 2003/0821; A47C 3/045

See application file for complete search history.

(56) **References Cited**

U.S. PATENT DOCUMENTS

D231,967 S * 7/1974 Webb D6/691.5
D233,293 S * 10/1974 Rosen D6/691.3
D245,135 S * 7/1977 Saltz D6/691.1
D427,814 S * 7/2000 Black D6/690
D444,651 S * 7/2001 Jeup D6/691.1

D549,492 S * 8/2007 Sheppard D6/691.8
D561,494 S * 2/2008 Kreiss D6/691.8
D591,090 S * 4/2009 Judkins D6/691.8
D693,610 S * 11/2013 Denby D6/675

(Continued)

OTHER PUBLICATIONS

Hudson, posted at Rankhero.co, posted on Sep. 7, 2017, site visited May 10, 2018. online, available from internet: <http://rankhero.co/hudson-furniture-coffee-table/hudson-furniture-coffee-table-1-standard-furniture-hudson-coffee-table/> (Year: 2017).*

(Continued)

Primary Examiner — Mary Ann Calabrese

Assistant Examiner — Catherine Ho

(74) *Attorney, Agent, or Firm* — Hodgson Russ LLP

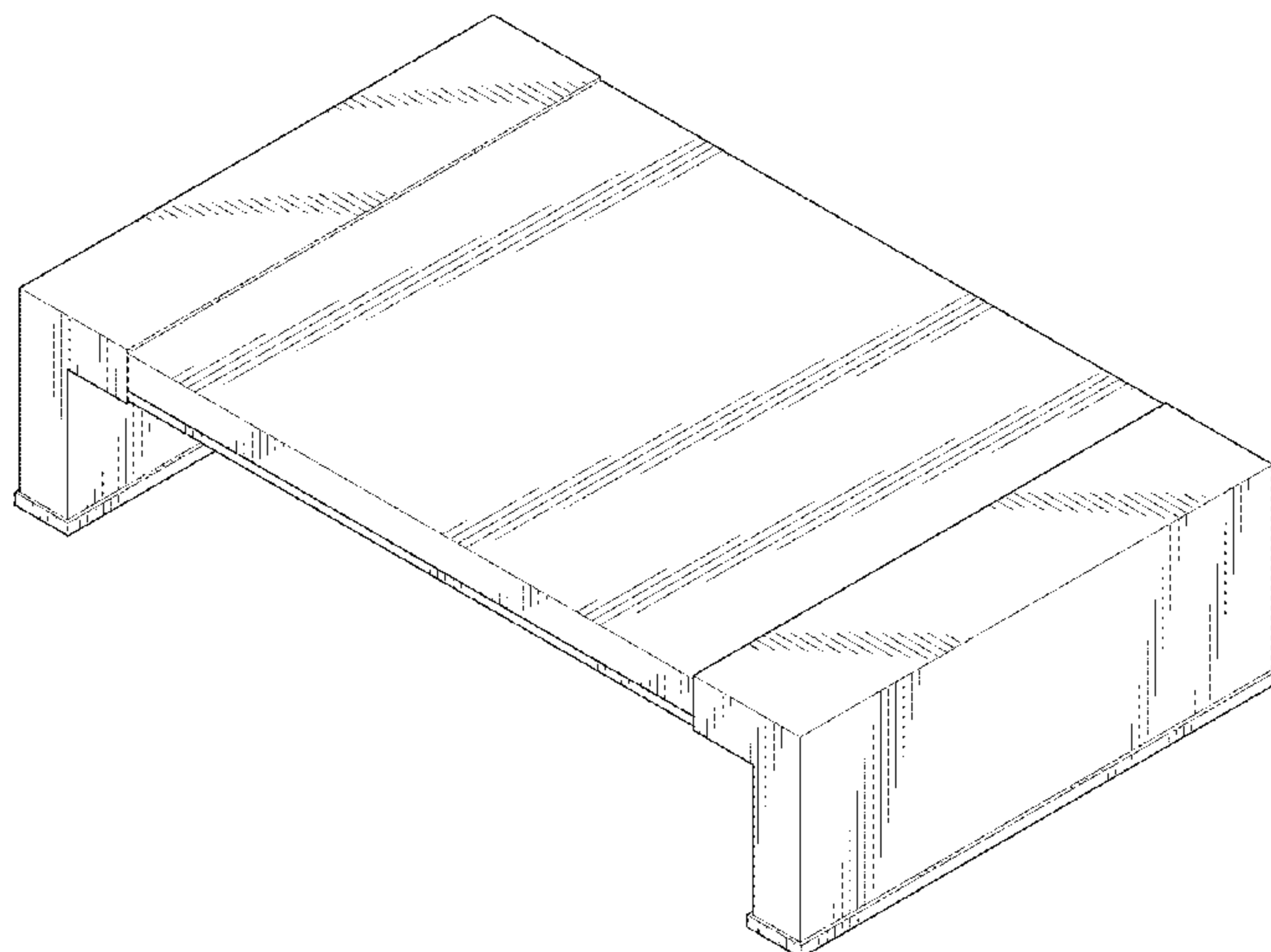
(57) **CLAIM**

The ornamental design for a table, as shown and described.

DESCRIPTION

FIG. 1 is a perspective view of a first embodiment of a table; FIG. 2 is a front elevation view thereof; FIG. 3 is a rear elevation view thereof; FIG. 4 is a left side elevation view thereof; FIG. 5 is a right side view thereof; FIG. 6 is a top plan view thereof; FIG. 7 is a bottom plan view thereof; FIG. 8 is a perspective view of a second embodiment of a table; FIG. 9 is a front elevation view thereof; FIG. 10 is a rear elevation view thereof; FIG. 11 is a left side elevation view thereof; FIG. 12 is a right side view thereof; FIG. 13 is a top plan view thereof; and, FIG. 14 is a bottom plan view thereof. The plain, stippled, and hatched surfaces represent a contrast of appearance.

1 Claim, 10 Drawing Sheets



(56)

References Cited

U.S. PATENT DOCUMENTS

D716,085 S * 10/2014 Baylar D6/691.8
D810,482 S * 2/2018 Modlin D6/691
D815,474 S * 4/2018 Modlin D6/691.2
D817,043 S * 5/2018 Baylar D6/691.4

OTHER PUBLICATIONS

Solomonic, posted at 1.pinimg.com, posted on May 5, 2017, site visited May 10, 2018. online, available from internet: <https://i.pinimg.com/564x/71/b2/8c/71b28c529641f83c3aaa2cd0659050a7.jpg> (Year: 2017).*

* cited by examiner

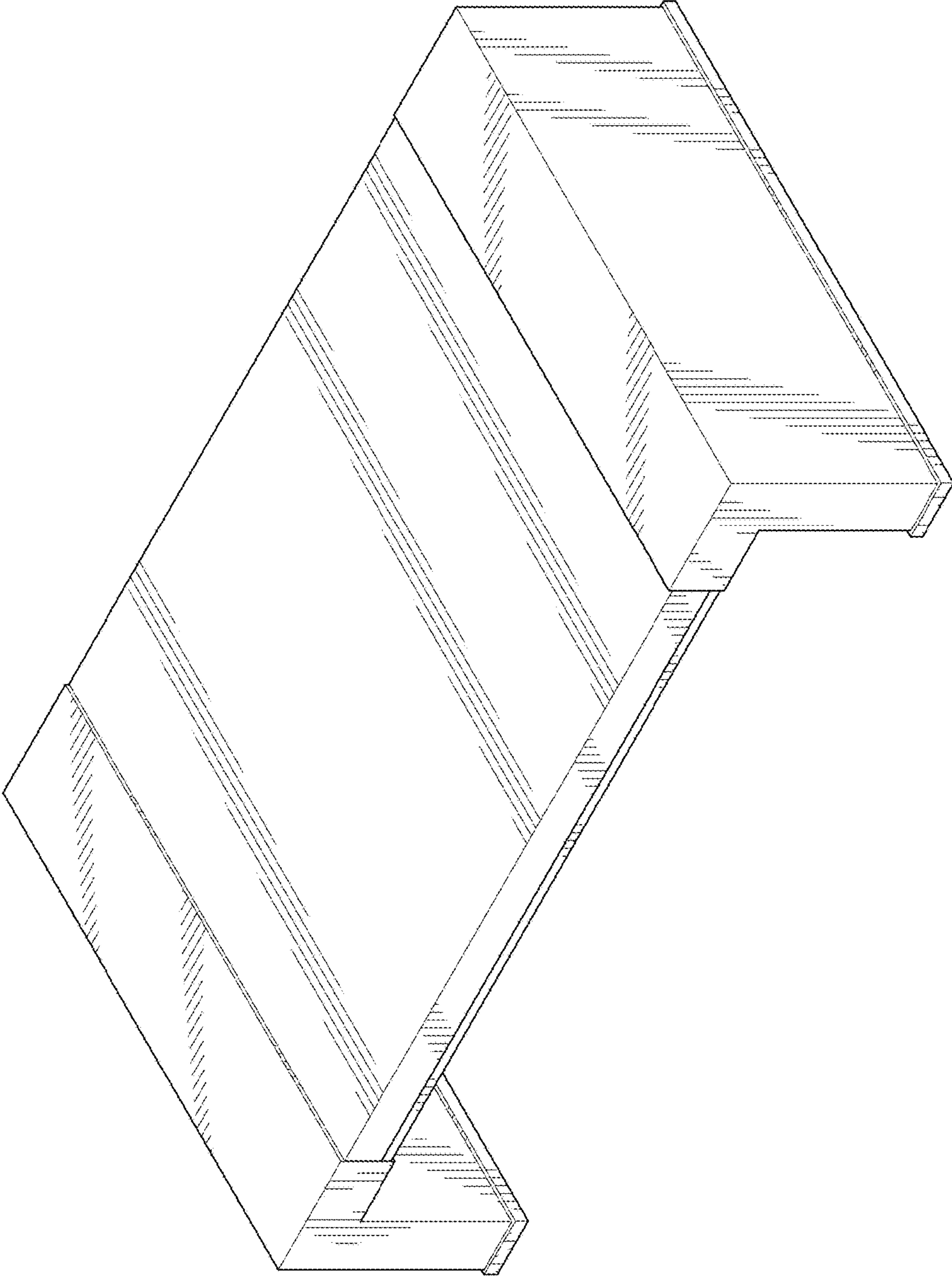


FIG. 1

FIG. 2

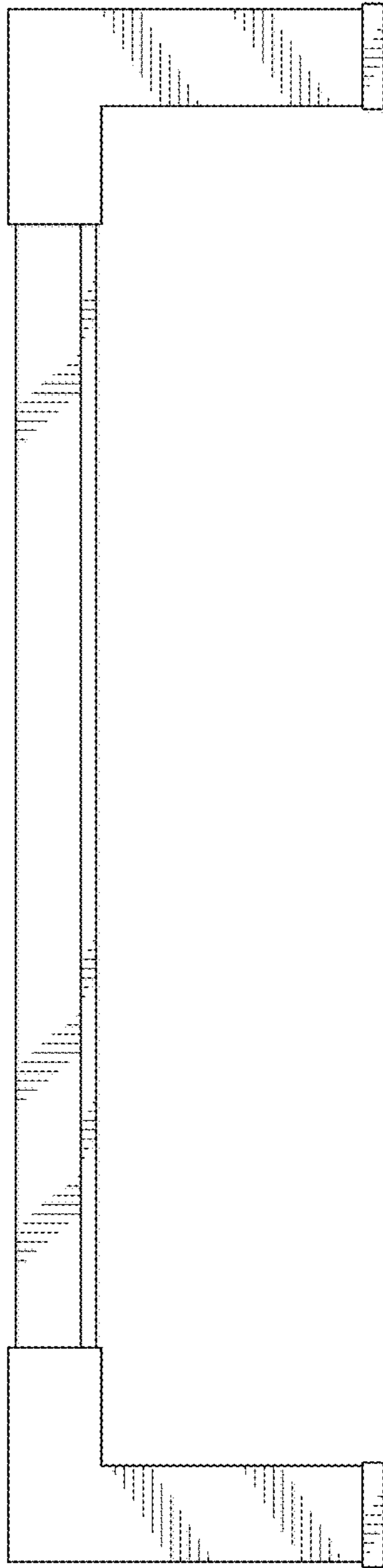
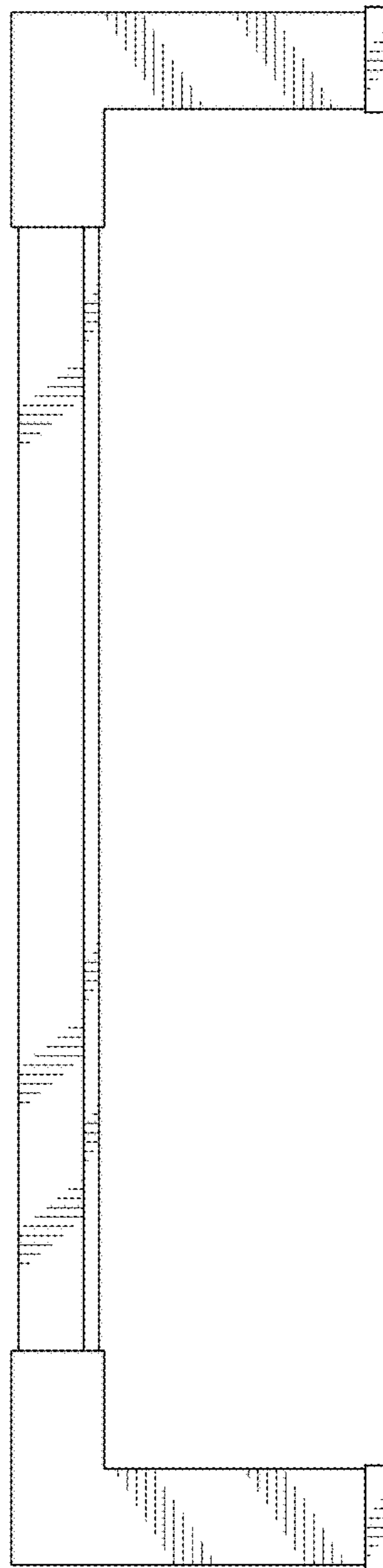


FIG. 3



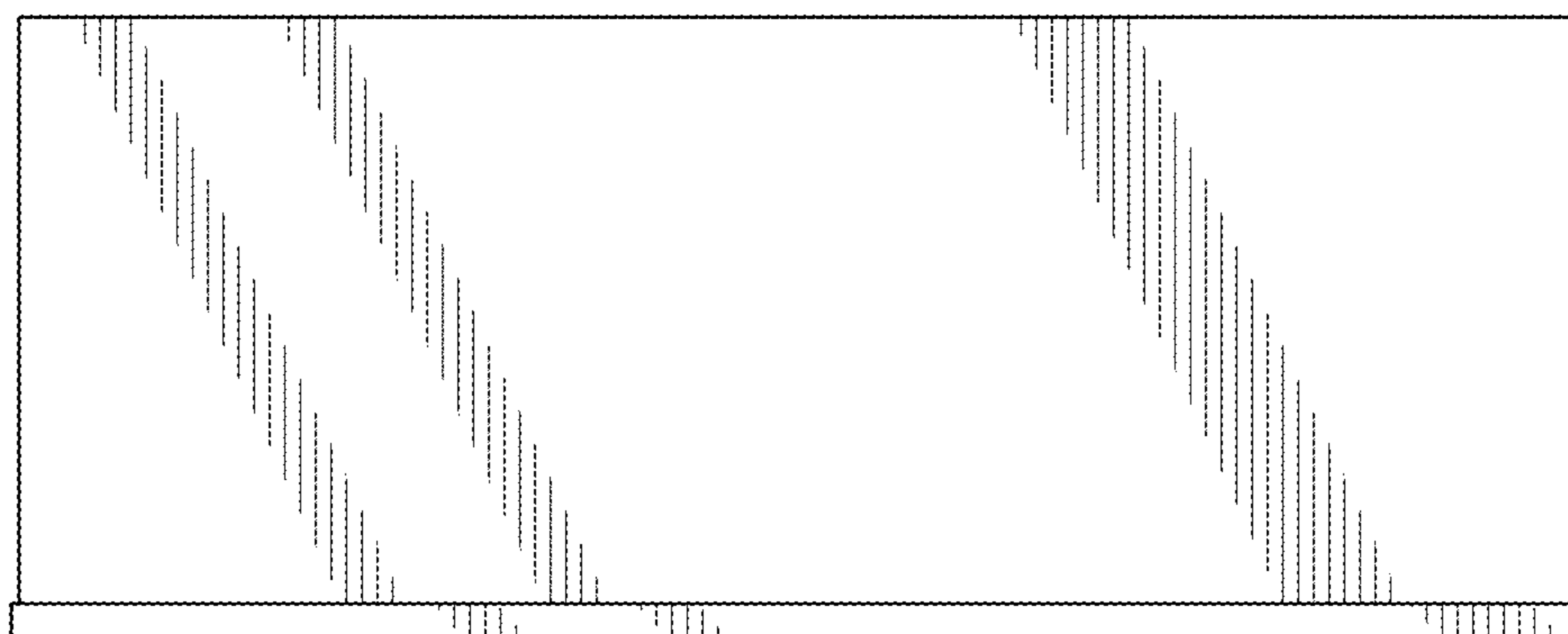


FIG. 4

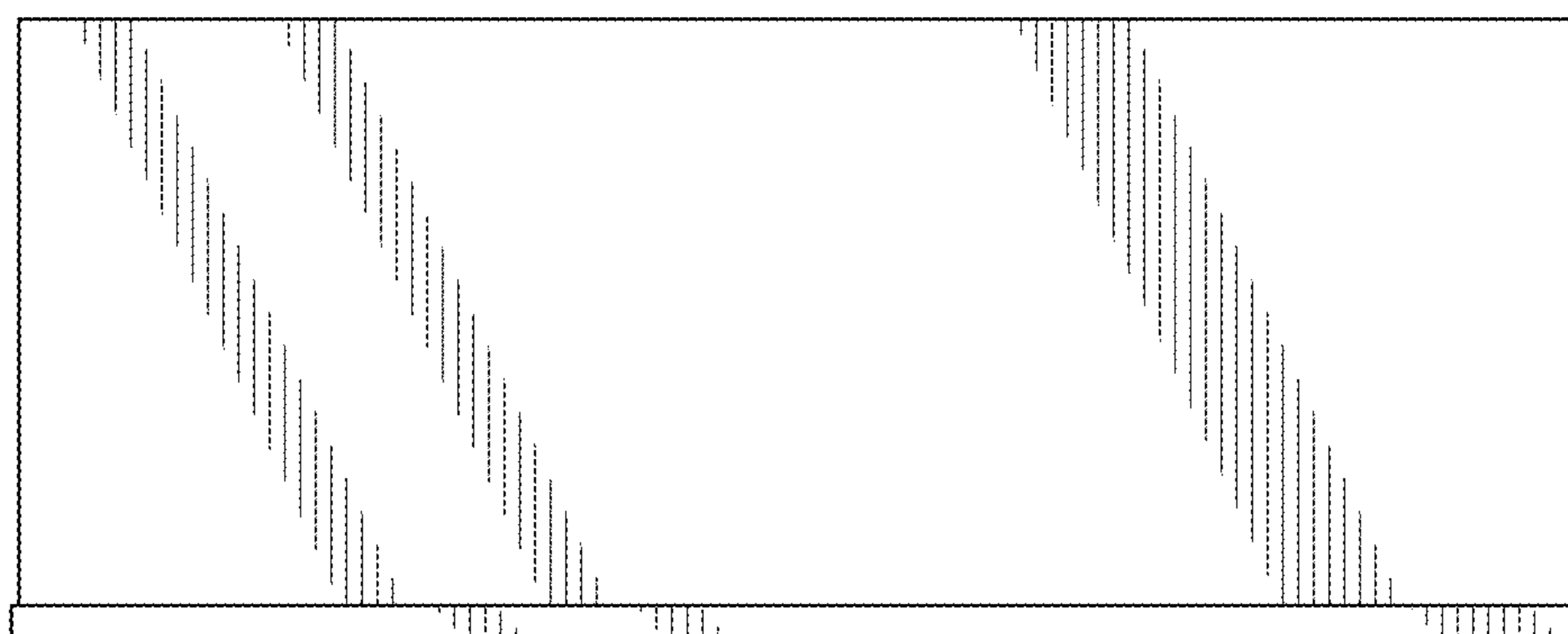


FIG. 5




FIG. 6




FIG. 7

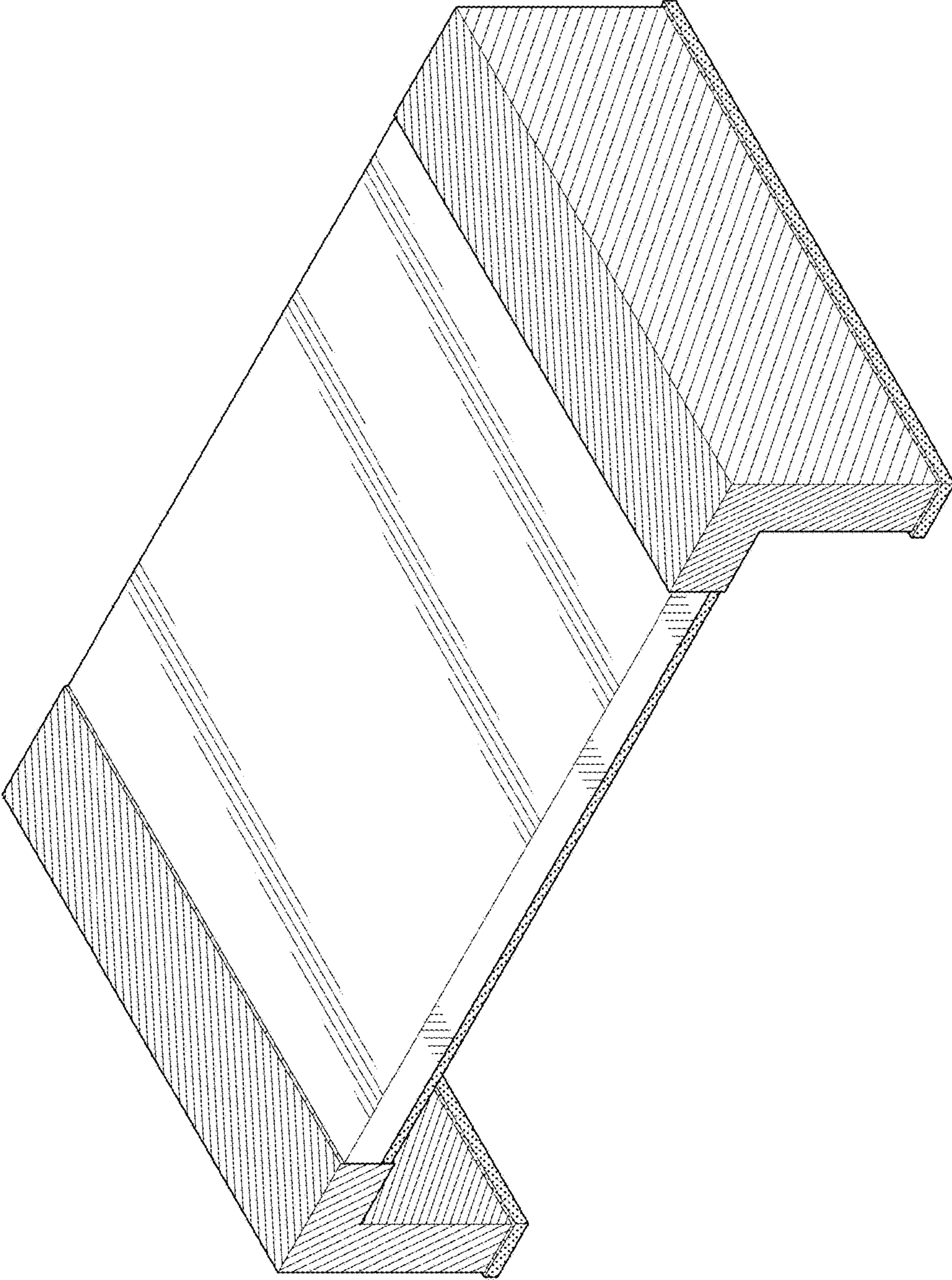


FIG. 8

FIG. 9

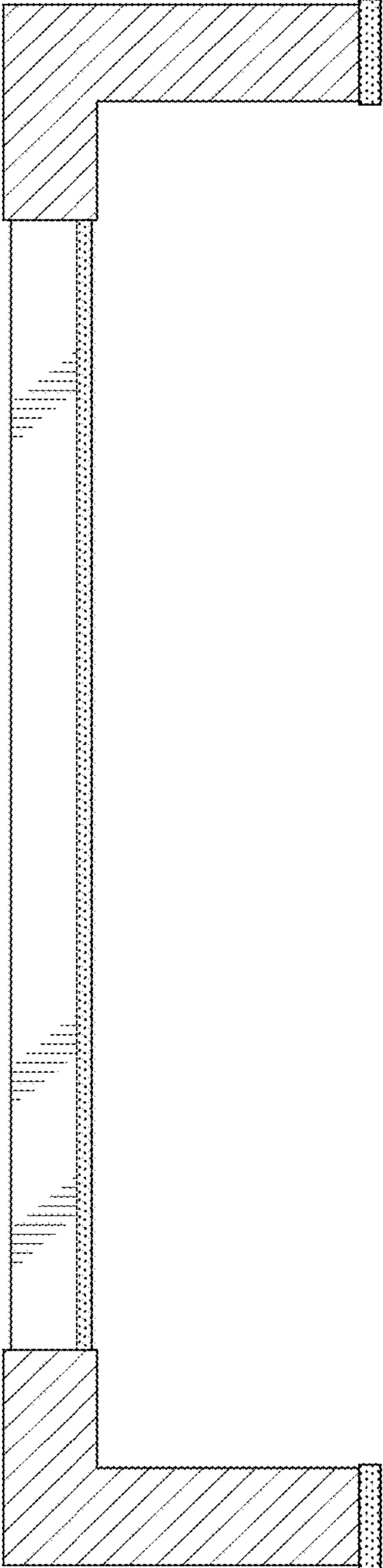



FIG. 10



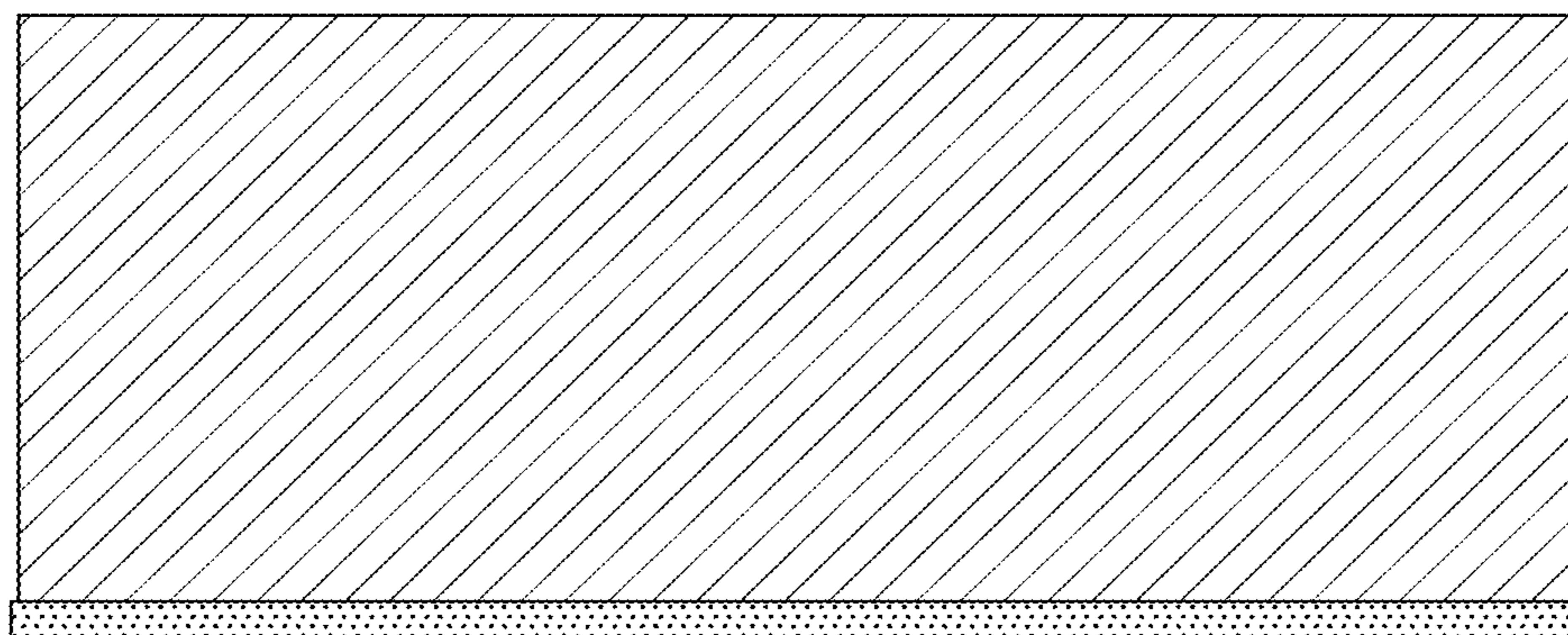


FIG. 11

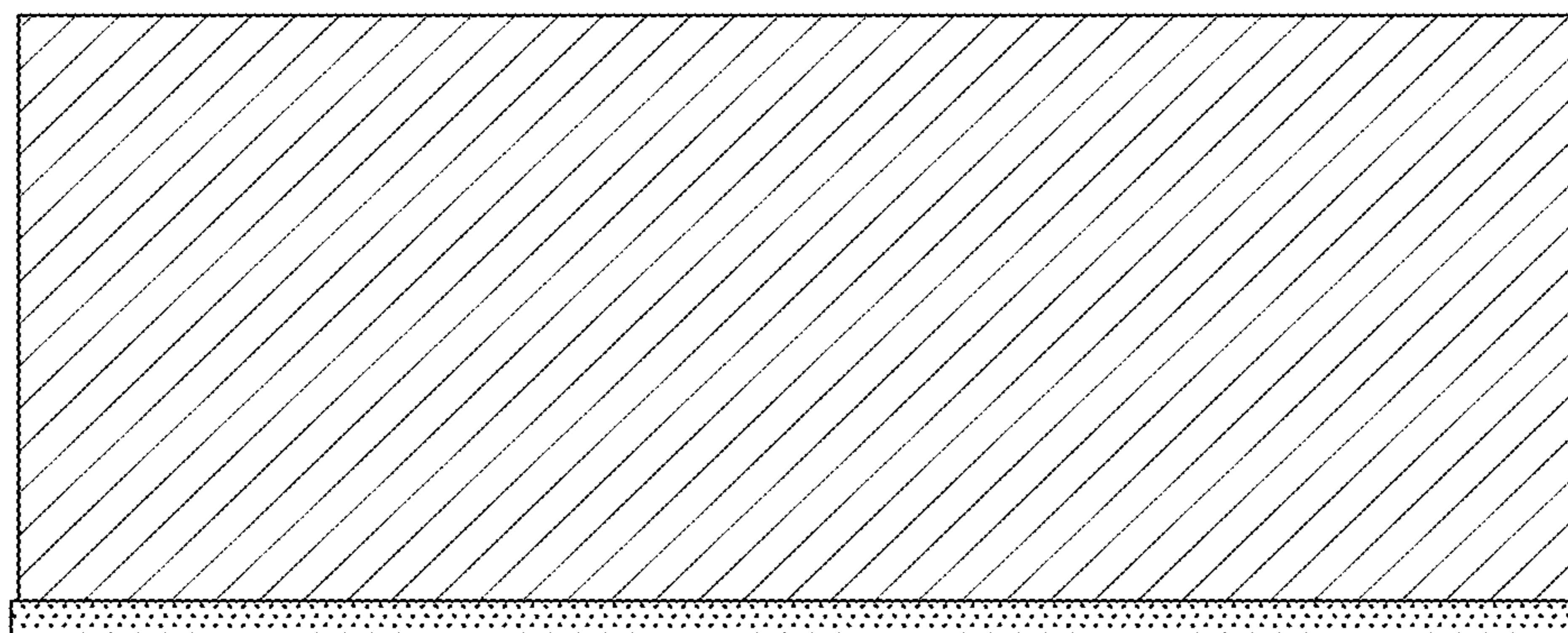


FIG. 12




FIG. 13



FIG. 14