



US00D827331S

(12) **United States Design Patent** (10) **Patent No.:** **US D827,331 S**  
**Longo** (45) **Date of Patent:** **\*\* Sep. 4, 2018**

(54) **DISPENSER**

(71) Applicant: **SOREMARTEC S.A.**, Findel (LU)

(72) Inventor: **Marco Longo**, Bra (IT)

(73) Assignee: **Soremartec S.A.**, Findel (LU)

(\*\*) Term: **15 Years**

(21) Appl. No.: **29/591,215**

(22) Filed: **Jan. 18, 2017**

(30) **Foreign Application Priority Data**

Jul. 21, 2016 (EM) ..... 003315076

(51) **LOC (11) Cl.** ..... **23-02**

(52) **U.S. Cl.**  
USPC ..... **D6/542**

(58) **Field of Classification Search**  
USPC ..... D6/542, 543-545; D9/291, 448, 449,  
D9/682, 688, 690, 694; 222/14, 146.3,  
222/173, 181.1, 251, 628  
CPC . B67D 1/001; B67D 1/06; A47K 7/04; A47K  
5/12; A47K 5/1204; A47K 5/1205; A47K  
5/1207; A47K 5/08; A47K 5/1202; A47K  
5/1214; A47K 5/1215; A47K 5/14; A47K  
5/16

See application file for complete search history.

(56) **References Cited**

U.S. PATENT DOCUMENTS

D641,192 S *	7/2011	Wisniewski .....	D6/542
D660,061 S *	5/2012	Fernandes .....	D6/542
D662,743 S *	7/2012	Meyerhoffer .....	D6/545
D674,636 S *	1/2013	Yang .....	D6/542

\* cited by examiner

*Primary Examiner* — Wan Laymon

*Assistant Examiner* — Mark Booker

(74) *Attorney, Agent, or Firm* — Rothwell, Figg, Ernst & Manbeck, P.C.

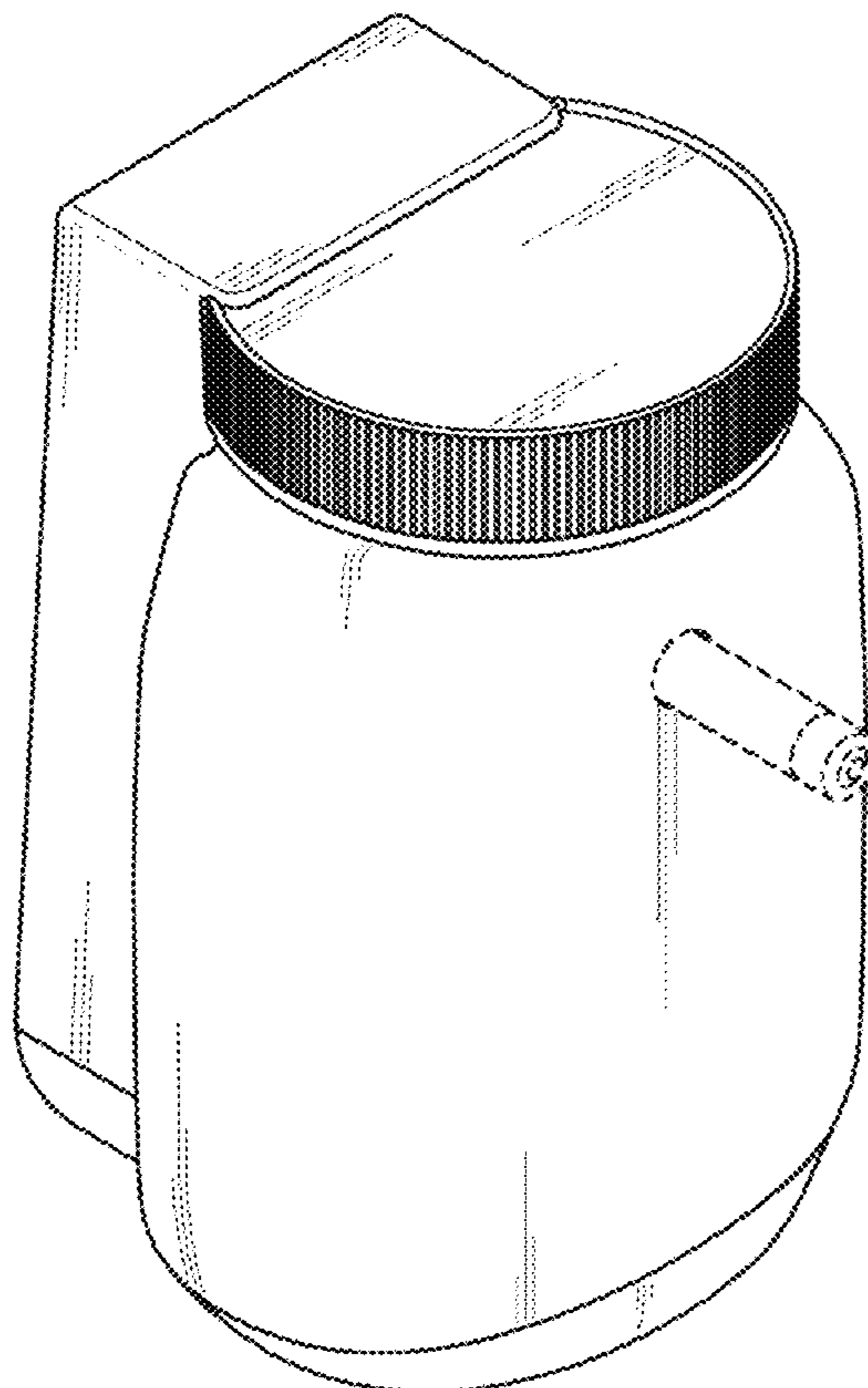
(57) **CLAIM**

The ornamental design for a dispenser, as shown and described.

**DESCRIPTION**

FIG. 1 is a first perspective view of the claimed dispenser. FIG. 2 is a second perspective view of the dispenser of FIG. 1.  
FIG. 3 is a front elevational view of the dispenser FIG. 1. FIG. 4 is a side elevational view of the dispenser of FIG. 1; and,  
FIG. 5 is a top elevational view of the dispenser of FIG. 1. The broken lines shown in the figures are included for the purpose of illustrating portions of the dispenser and form no part of the claimed design.

**1 Claim, 5 Drawing Sheets**






FIG. 1

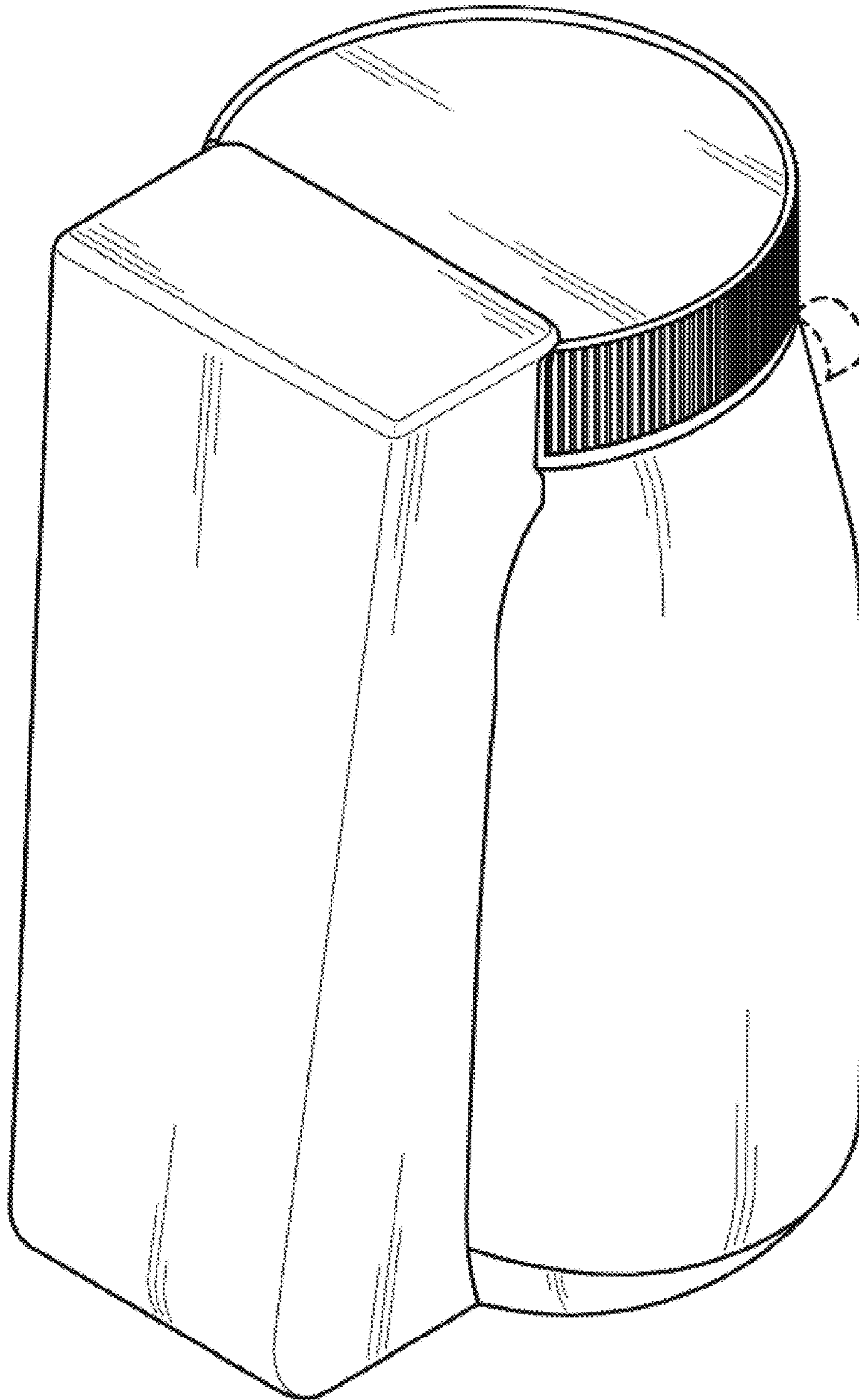


FIG.2

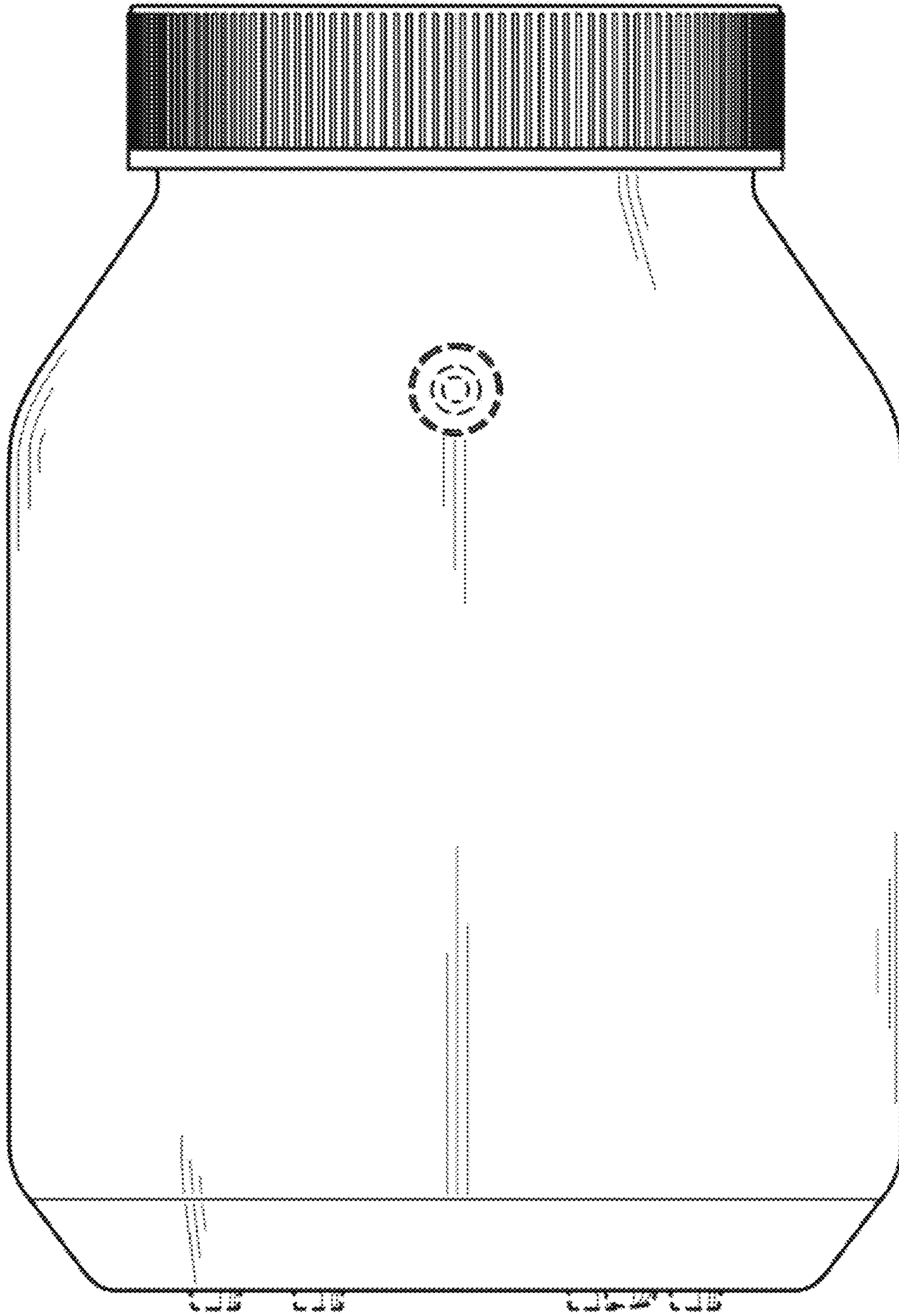


FIG.3

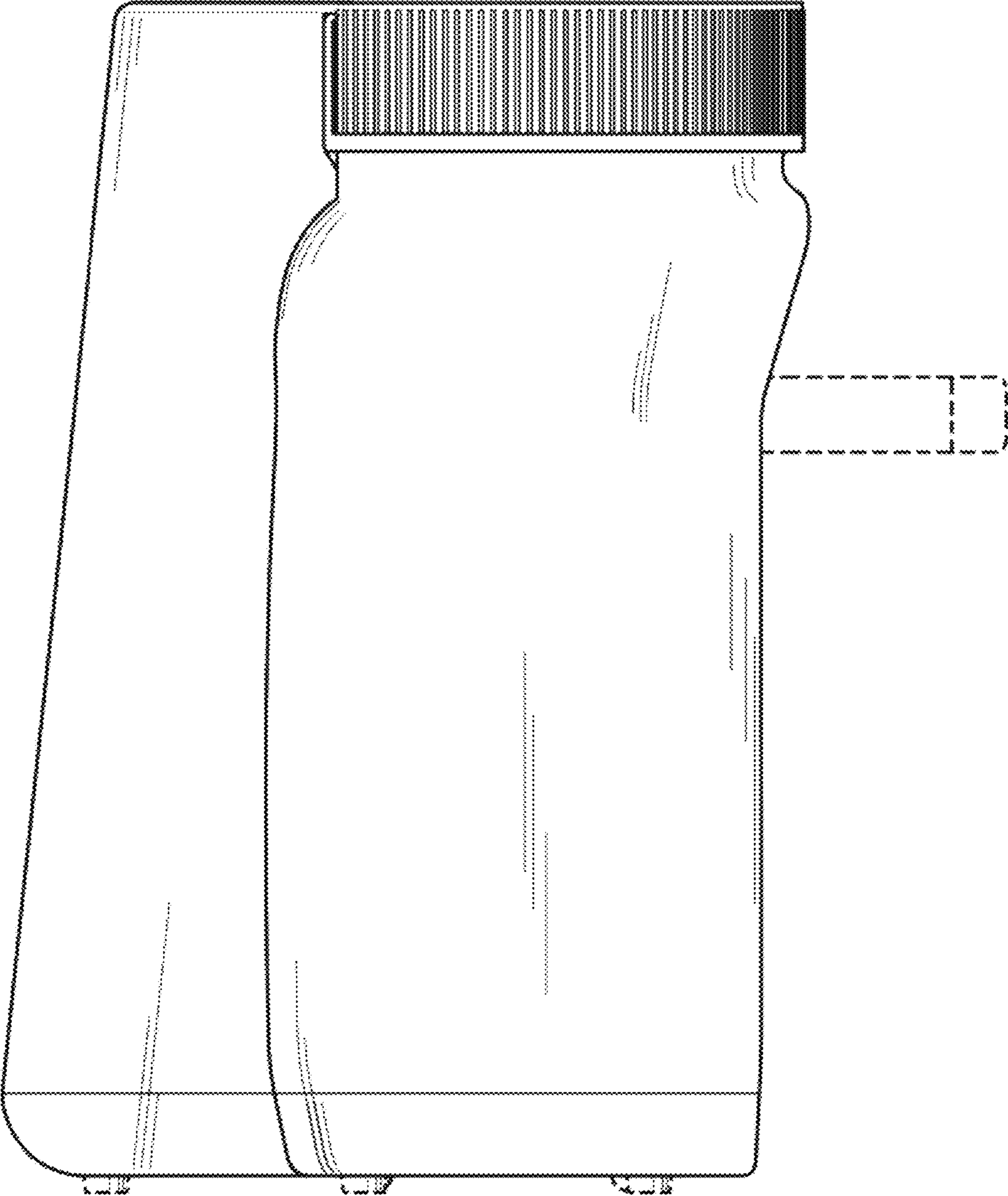


FIG.4

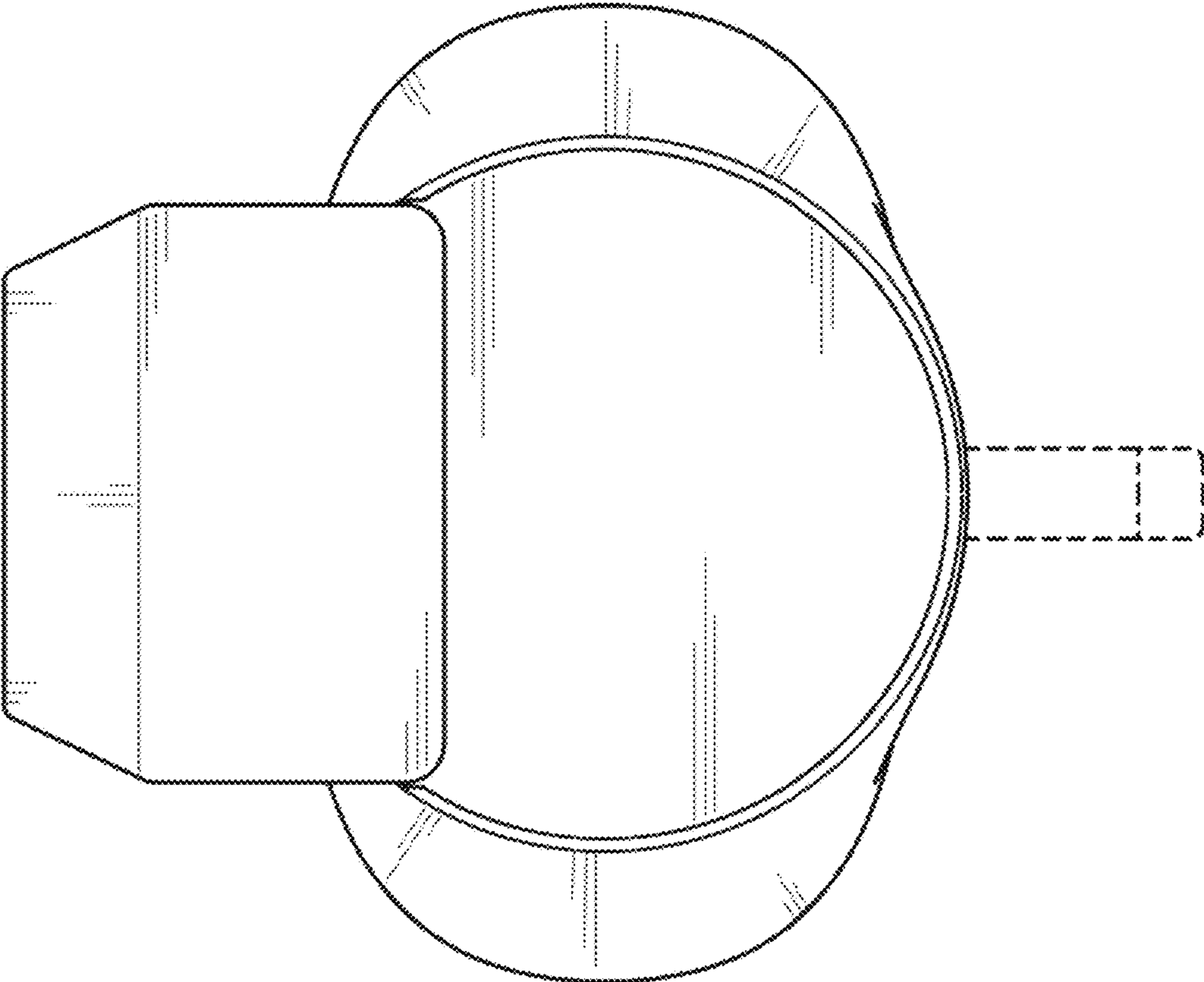


FIG.5