



US00D827323S

(12) **United States Design Patent**
Stoffel

(10) **Patent No.:** **US D827,323 S**
(45) **Date of Patent:** **** Sep. 4, 2018**

(54) **DISPENSING CABINET**

(71) Applicant: **Kai Konstantin Stoffel**, Innsbruck (AT)

(72) Inventor: **Kai Konstantin Stoffel**, Innsbruck (AT)

(**) Term: **15 Years**

(21) Appl. No.: **29/589,549**

(22) Filed: **Jan. 3, 2017**

(30) **Foreign Application Priority Data**

Aug. 16, 2016 (EM) 003342393-0001

(51) **LOC (11) Cl.** **02-02**

(52) **U.S. Cl.**

USPC **D6/515**

(58) **Field of Classification Search**

USPC D6/515, 516-523, 470, 457; 206/389,
206/391; 211/13.1, 16, 44, 49.1, 50,
211/59.2, 86.01; 221/282, 283, 123;
222/173, 181.1; 312/34, 34.8, 34.22,
312/309.1; D34/1, 7; D3/23; D14/212,
D14/214

CPC G07F 11/00; G07F 11/56; B67D
2210/00031; B65D 85/672

See application file for complete search history.

(56) **References Cited**

U.S. PATENT DOCUMENTS

D346,065 S * 4/1994 Rooks D3/20
D730,657 S * 6/2015 Corso D6/515

2007/0187423 A1* 8/2007 Bedore G07F 11/56
221/123

2007/0187424 A1* 8/2007 Bedore G07F 11/56
221/123

2014/0229003 A1* 8/2014 Stoffel B25H 3/00
700/237

* cited by examiner

Primary Examiner — Wan Laymon

Assistant Examiner — Mark Booker

(74) *Attorney, Agent, or Firm* — Studebaker & Brackett
PC

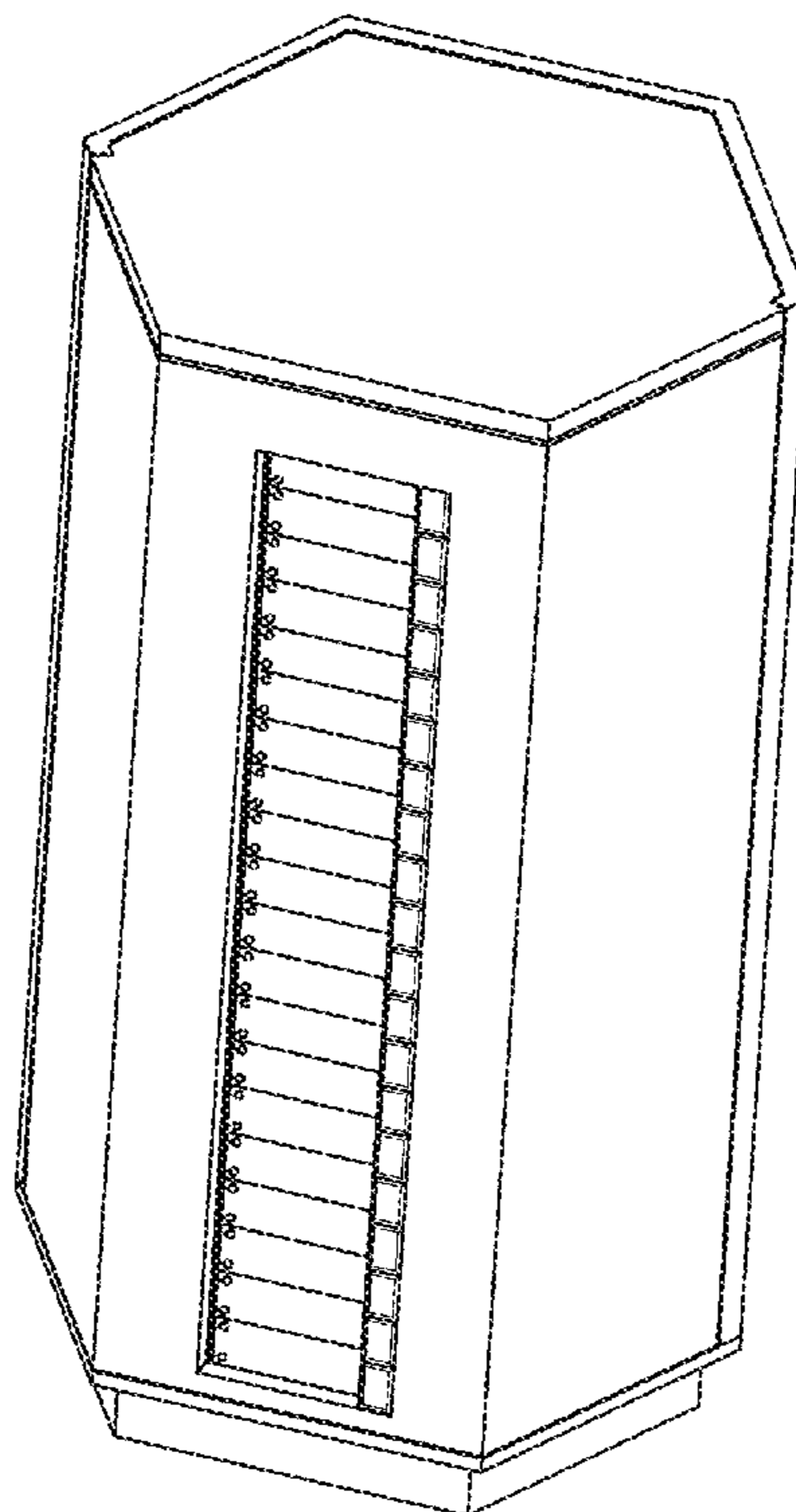
(57) **CLAIM**

The ornamental design for a dispensing cabinet, as shown
and described.

DESCRIPTION

FIG. 1 is a top, front, right side perspective view of my new
design for a dispensing cabinet,
FIG. 2 is a front view thereof,
FIG. 3 is a right side view thereof, the opposing left side
being a mirror image thereof; and,
FIG. 4 is a top view thereof.

1 Claim, 4 Drawing Sheets






FIG. 1

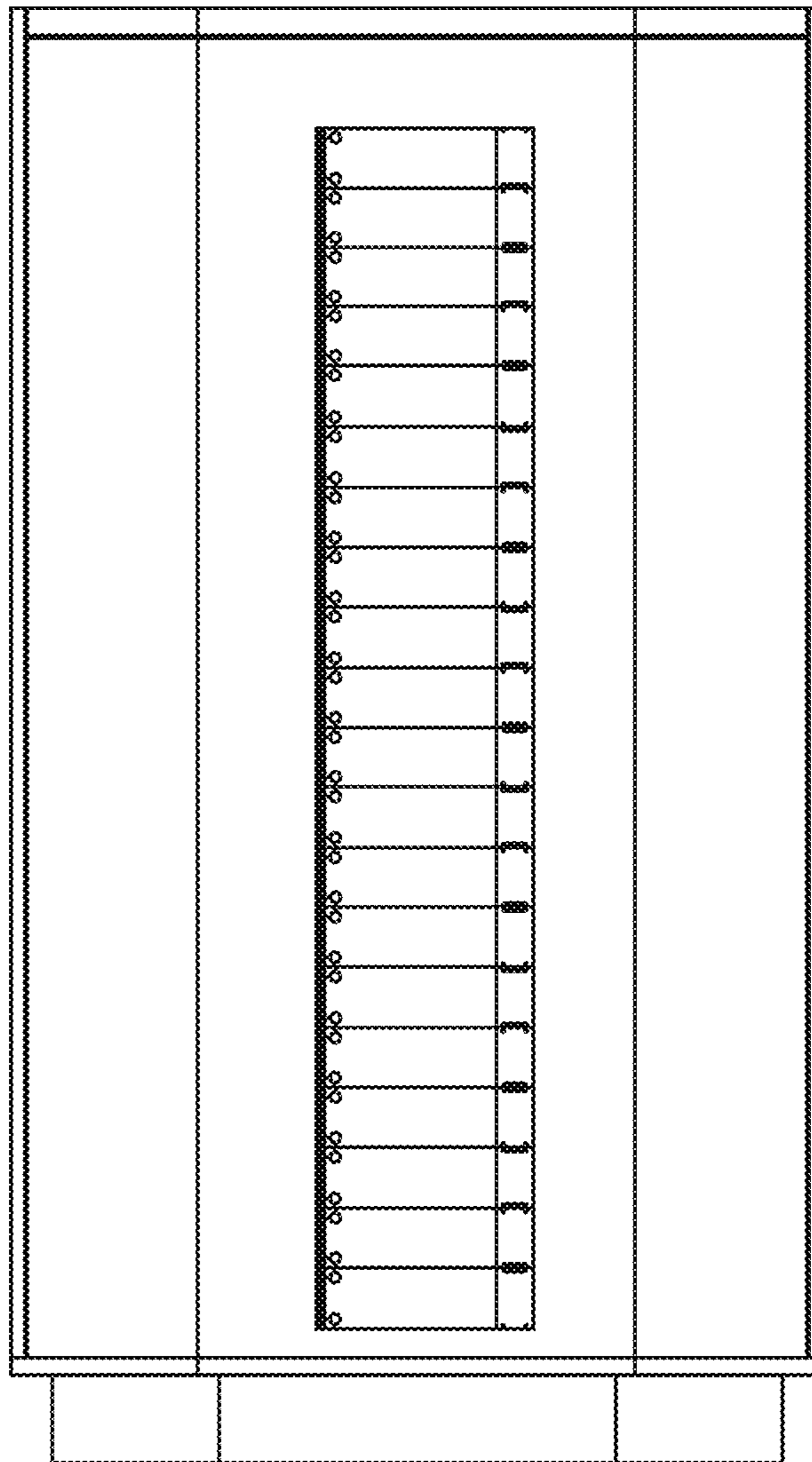


FIG. 2




FIG. 3

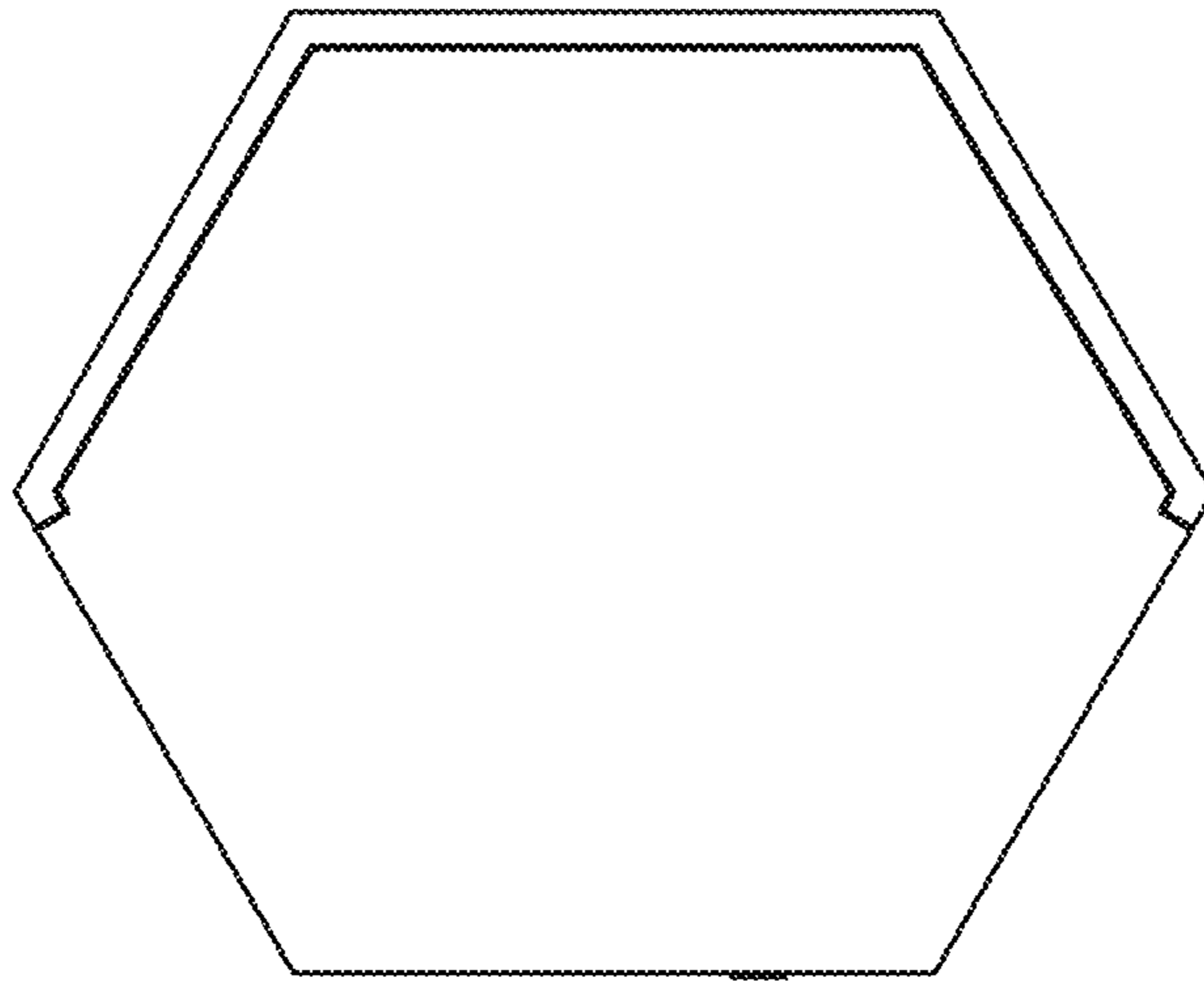


FIG. 4