



US00D827314S

(12) **United States Design Patent**
Davis

(10) **Patent No.:** **US D827,314 S**

(45) **Date of Patent:** **** Sep. 4, 2018**

(54) **PICTURE FRAME AND MATTING**

(71) Applicant: **Erin D. Davis**, San Francisco, CA (US)

(72) Inventor: **Erin D. Davis**, San Francisco, CA (US)

(**) Term: **15 Years**

(21) Appl. No.: **29/576,753**

(22) Filed: **Sep. 7, 2016**

(51) **LOC (11) Cl.** **06-07**

(52) **U.S. Cl.**
USPC **D6/300**

(58) **Field of Classification Search**
USPC D6/300-314

CPC A47G 1/06; A47G 1/0605; A47G 1/0627;
A47G 1/0638; A47G 1/14; A47G 1/141;
A47G 1/142; A47G 1/10; A47G 1/0633

See application file for complete search history.

(56) **References Cited**

U.S. PATENT DOCUMENTS

D243,378 S *	2/1977	Tharp	D6/300
D268,467 S *	4/1983	Daenen	D6/300
D278,865 S *	5/1985	McCaffrey	D6/300
D279,146 S *	6/1985	McCaffrey	D6/309
D282,024 S *	1/1986	Muranen	D6/300
D288,746 S *	3/1987	Allekotte	D6/300
D298,489 S *	11/1988	Sornborger	D6/300
D303,457 S *	9/1989	Stewart	D6/300
D330,262 S *	10/1992	Wertz	D25/113
D341,721 S *	11/1993	Wenkman	D6/300
D356,832 S *	3/1995	Maxwell-Trumble	D11/46
D405,473 S *	2/1999	Tikhonski	D20/10
D417,963 S *	12/1999	McGrane	D6/300
D437,695 S *	2/2001	Leung	D6/300
D473,877 S *	4/2003	Korpai	D14/448

D481,544 S *	11/2003	Di Leggerini	D6/300
D506,074 S *	6/2005	Chen	D6/300
D511,780 S *	11/2005	Korpai	D14/450
D601,353 S *	10/2009	Sadler	D14/371
D620,011 S *	7/2010	Wagenhoffer, Jr.	D14/450
D654,703 S *	2/2012	LeMay	D6/300

* cited by examiner

Primary Examiner — Deanna L Pratt

(74) *Attorney, Agent, or Firm* — Douglas L. Weller

(57) **CLAIM**

The ornamental design for a picture frame and matting, as shown and described.

DESCRIPTION

FIG. 1 is a bottom front right perspective view of the picture frame and matting.

FIG. 2 is a front elevational view of the picture frame and matting.

FIG. 3 is a back elevational view of the picture frame and matting.

FIG. 4 is a right side elevational view of the picture frame and matting.

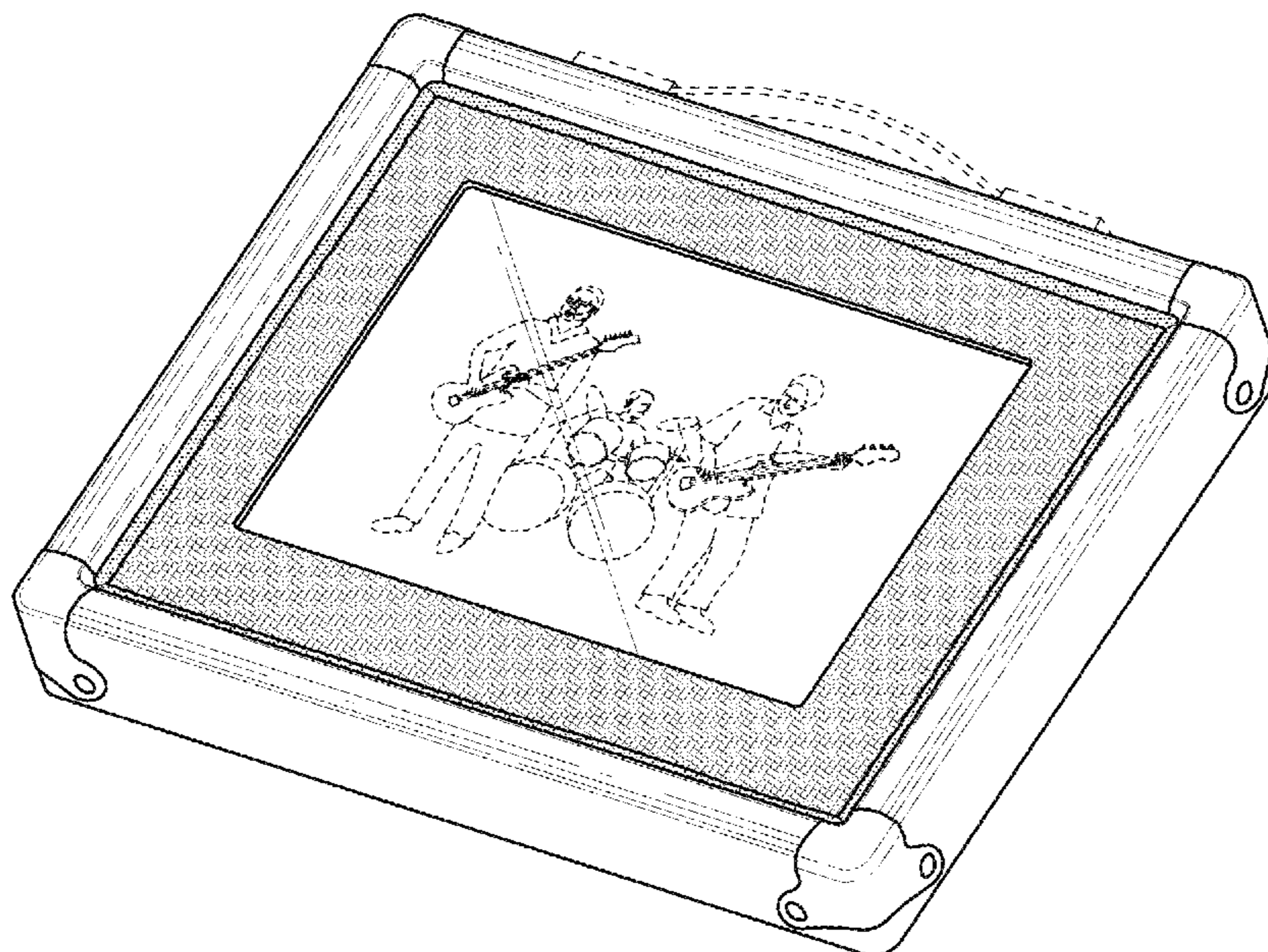
FIG. 5 is a left side elevational view of the picture frame and matting.

FIG. 6 is a top plan view of the picture frame and matting; and,

FIG. 7 is a bottom plan view of the picture frame and matting.

In the drawings, the broken lines are included only for the purpose of illustrating environment and form no part of the claimed design.

1 Claim, 4 Drawing Sheets



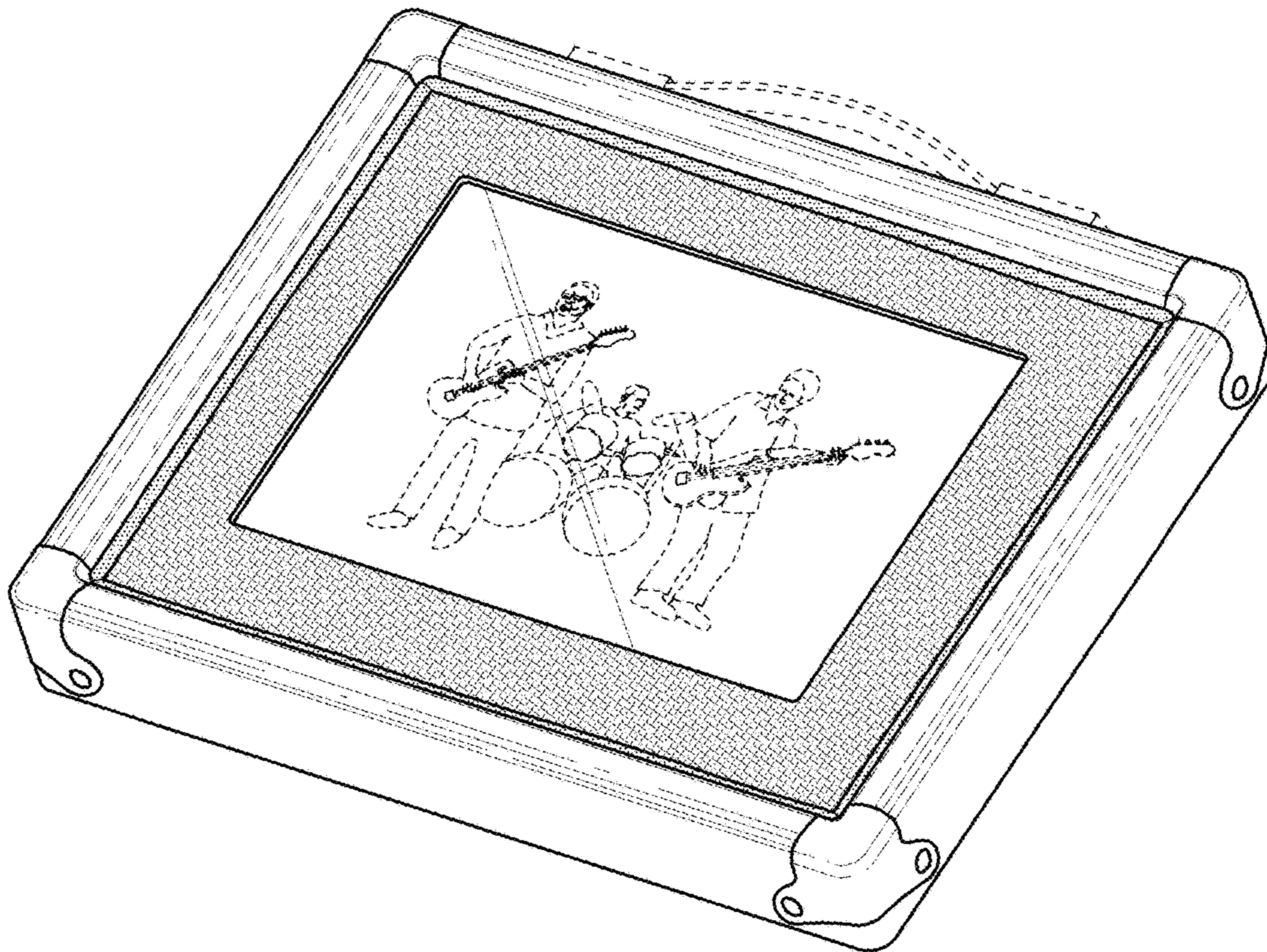


FIG. 1




FIG. 2



FIG. 3

FIG. 4




FIG. 5





FIG. 6




FIG. 7